



# BRITISH SIDECAR CHAMPIONSHIP

BMCRC International Sidecar Revival  
Cadwell Park  
3<sup>rd</sup> / 4<sup>th</sup> August 2024



Timing & Results Provided by Timing Solutions Ltd

[www.tsl-timing.com](http://www.tsl-timing.com)



CadwellPark

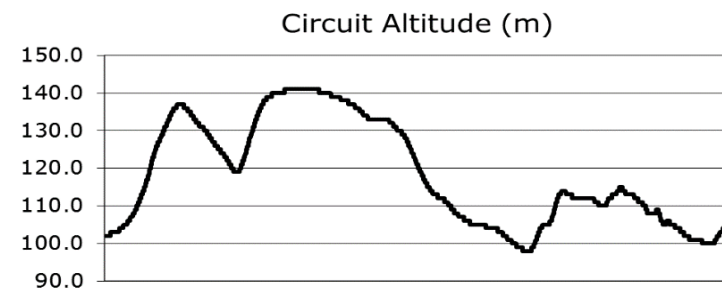
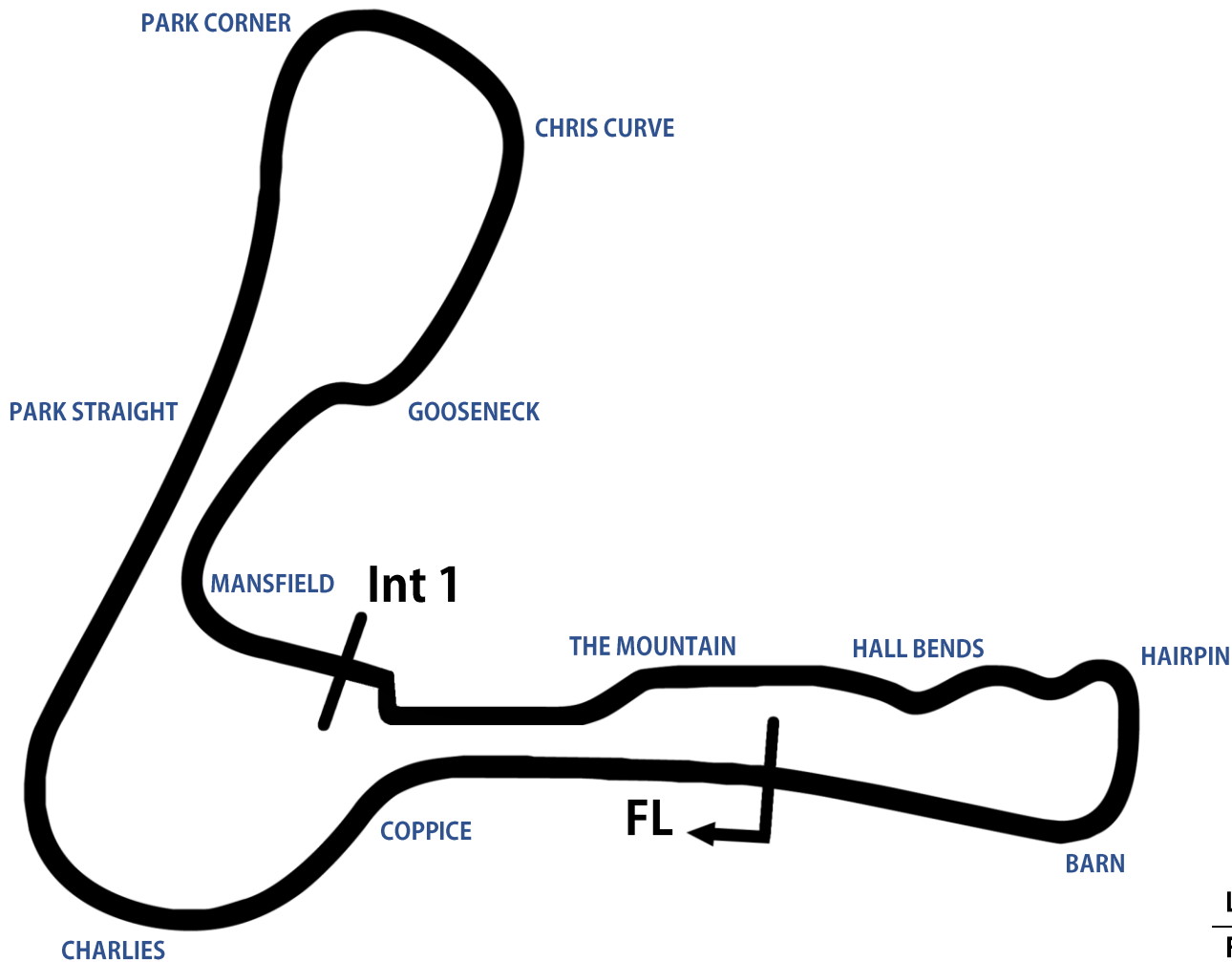
# Cadwell Park Circuit

Louth, Lincolnshire, UK



SPORTS TIMING

TIMING SOLUTIONS LTD



<b>Length</b>	<b>2.1800 miles   3.508 km   3508.4m</b>		
<b>FL</b>		<b>53.31024 N</b>	<b>0.05940 W</b>
<b>Int 1</b>	<b>2330m</b>	<b>53.30708 N</b>	<b>0.06270 W</b>
<b>Pit Entry</b>	<b>3427m</b>	<b>53.31103 N</b>	<b>0.05889 W</b>
<b>Pit Exit</b>	<b>0m after FL</b>	<b>53.31030 N</b>	<b>0.05940 W</b>
<b>Pit Entry - Pit Exit</b>	<b>92m, 6.6s @ 50kph, 5.5s @ 60kph</b>		

Results & Live Timing available at – [www.tsl-timing.com](http://www.tsl-timing.com)

Updated - 24/01/2024 10:35

# International Sidecar Revival Meeting @ Cadwell Park



## British Sidecar Championship

### FREE PRACTICE - CLASSIFICATION

POS	NO	CL	PIC	NAME	ENTRY	TIME	ON	LAPS	GAP	DIFF	MPH
1	77	GP	1	REEVES / WILKES	Adolf RS Yamaha - Bonovo Action / Rich Energy	1:48.272	7	8			72.48
2	84	CUP	1	LIDLAW / LIDLAW	LCR Yamaha - Marin Motorsports	1:49.581	7	7	1.309	1.309	71.61
3	95	GP	2	BLACKSTOCK / ROSNEY	LCR Yamaha - Dave Holden Racing	1:50.077	6	6	1.805	0.496	71.29
4	91	GP	3	WILLIAMS / PITT	LCR Yamaha - Na Timber - AQ Logistics	1:51.644	2	2	3.372	1.567	70.29
5	29	GP	4	KERSHAW / CHARLWOOD	LCR Yamaha - Quattro Group	1:52.508	5	8	4.236	0.864	69.75
6	34	GP	5	CHRISTIE / CHRISTIE	LCR Yamaha - Christie Engineering Services	1:52.685	6	7	4.413	0.177	69.64
7	27	CUP	2	KIRBY / KIRBY	Adolf RS Yamaha - KRT Racing	1:53.467	7	7	5.195	0.782	69.16
8	17	CUP	3	CLARKE / ENSOR	LCR Honda - Centurion Packaging / Finline Sealants /	1:54.508	3	3	6.236	1.041	68.53
9	8	CUP	4	BELL / COLBROOK	Ryde Yamaha - Marin Motorsports	1:55.925	3	3	7.653	1.417	67.69
10	76	F2	1	PEARSON / RESTALL	LCR Suzuki - Direct Commercials / ABS Racing	1:57.465	3	3	9.193	1.540	66.81
11	89	CUP	5	HAUXWELL / HAUXWELL	Adolf RS Yamaha - Haz Beanz / CJK Racing	1:58.390	4	5	10.118	0.925	66.28
12	26	CUP	6	ATKINSON / MIDDLEYON	Adolf RS Yamaha - Mecsis / RAF Engineering	2:06.936	2	2	18.664	8.546	61.82
13	171	CUP	7	POTTINGER / DODDS	LCR Yamaha - GB Precision / Opal Lazer	2:29.571	1	1	41.299	22.635	52.47
14	4	CUP	8	PEACH / EDWARDS	LCR Yamaha - Life Safety Motorsport			0			

Weather / Track : Rain / Wet

Date: 03/08/2024 Start: 10:30 Finish: 10:45

These results are provisional until the conclusion of any judicial and technical matters.

Cadwell Park: 2.1800 miles

Clerk Of Course:

*Tony MacBride*

Stewards:

Timekeeper:

*Richard Evans*



Results can be found at [www.tsl-timing.com](http://www.tsl-timing.com)

Printed - 10:48 Saturday, 03 August 2024



# International Sidecar Revival Meeting @ Cadwell Park

## British Sidecar Championship

### FREE PRACTICE - SECTOR ANALYSIS



SECTOR 1 = FL to I1, SECTOR 2 = I1 to FL, DIFF = Difference To Personal Best Lap, P = Crossed Finish Line in Pit Lane, D = Time Disallowed

P1 77 GP REEVES / WILKES		Adolf RS Yamaha - Bonovo Action / Rich Energy				
IDEAL LAP TIME : 1:47.981		BEST LAP TIME : 1:48.272		DIFFERENCE : 0.291		
LAP	SECTOR 1	SECTOR 2	LAP TIME	MPH	DIFF	TIME OF DAY
1 -	1:08.169	47.147	1:55.316	68.05	7.044	10:32:53.384
2 -	1:04.284	47.368	1:51.652	70.29	3.380	10:34:45.036
3 -	1:03.498	<b>45.756</b>	1:49.254	71.83	0.982	10:36:34.290
4 -	1:02.751	46.284	1:49.035 (3)	71.97	0.763	10:38:23.325
5 -	1:02.921	46.700	1:49.621	71.59	1.349	10:40:12.946
6 -	1:02.818	46.150	1:48.968 (2)	72.02	0.696	10:42:01.914
7 -	1:02.388	45.884	<b>1:48.272 (1)</b>	<b>72.48</b>		<b>10:43:50.186</b>
8 -	<b>1:02.225</b>	47.309	1:49.534	71.64	1.262	10:45:39.720

P2 84 CUP LAIDLAW / LAIDLAW		LCR Yamaha - Marin Motorsports				
IDEAL LAP TIME : 1:49.544		BEST LAP TIME : 1:49.581		DIFFERENCE : 0.037		
LAP	SECTOR 1	SECTOR 2	LAP TIME	MPH	DIFF	TIME OF DAY
1 -	1:08.513	49.849	1:58.362	66.30	8.781	10:33:01.297
2 -	1:09.800	IN PIT	2:15.348 P	57.98	25.767	10:35:16.645
3 -	OUTLAP	47.852	2:01.555	64.56	11.974	10:37:18.200
4 -	1:05.573	46.877	1:52.450	69.79	2.869	10:39:10.650
5 -	1:04.658	46.415	1:51.073 (3)	70.65	1.492	10:41:01.723
6 -	1:03.675	<b>45.986</b>	1:49.661 (2)	71.56	0.080	10:42:51.384
7 -	<b>1:03.558</b>	46.023	<b>1:49.581 (1)</b>	<b>71.61</b>		<b>10:44:40.965</b>

P3 95 GP BLACKSTOCK / ROSNEY		LCR Yamaha - Dave Holden Racing				
IDEAL LAP TIME : 1:50.077		BEST LAP TIME : 1:50.077		DIFFERENCE : 0.000		
LAP	SECTOR 1	SECTOR 2	LAP TIME	MPH	DIFF	TIME OF DAY
1 -	1:09.237	48.063	1:57.300	66.90	7.223	10:33:06.012
2 -	1:05.164	48.073	1:53.237 (3)	69.30	3.160	10:34:59.249
3 -	1:06.989	IN PIT	2:28.776 P	52.75	38.699	10:37:28.025
4 -	OUTLAP	46.406	2:00.948	64.88	10.871	10:39:28.973
5 -	1:04.266	46.683	1:50.949 (2)	70.73	0.872	10:41:19.922
6 -	<b>1:03.848</b>	<b>46.229</b>	<b>1:50.077 (1)</b>	<b>71.29</b>		<b>10:43:09.999</b>

P4 91 GP WILLIAMS / PITT		LCR Yamaha - Na Timber - AQ Logistics				
IDEAL LAP TIME : 1:50.360		BEST LAP TIME : 1:51.644		DIFFERENCE : 1.284		
LAP	SECTOR 1	SECTOR 2	LAP TIME	MPH	DIFF	TIME OF DAY
1 -	1:09.146	48.745	1:57.891 (2)	66.57	6.247	10:32:55.751
2 -	1:04.716	<b>46.928</b>	<b>1:51.644 (1)</b>	<b>70.29</b>		<b>10:34:47.395</b>

P5 29 GP KERSHAW / CHARLWOOD		LCR Yamaha - Quattro Group				
IDEAL LAP TIME : 1:52.136		BEST LAP TIME : 1:52.508		DIFFERENCE : 0.372		
LAP	SECTOR 1	SECTOR 2	LAP TIME	MPH	DIFF	TIME OF DAY
1 -	1:10.408	49.937	2:00.345	65.21	7.837	10:33:01.006
2 -	1:08.775	48.942	1:57.717	66.66	5.209	10:34:58.723
3 -	1:07.016	49.185	1:56.201	67.53	3.693	10:36:54.924
4 -	1:05.946	47.155	1:53.101 (3)	69.38	0.593	10:38:48.025
5 -	1:05.676	<b>46.832</b>	<b>1:52.508 (1)</b>	<b>69.75</b>		<b>10:40:40.533</b>
6 -	1:05.412	47.334	1:52.746 (2)	69.60	0.238	10:42:33.279
7 -	<b>1:05.304</b>	48.259	1:53.563	69.10	1.055	10:44:26.842
8 -	1:07.858	47.690	1:55.548	67.92	3.040	10:46:22.390

# International Sidecar Revival Meeting @ Cadwell Park

## British Sidecar Championship

### FREE PRACTICE - SECTOR ANALYSIS



SECTOR 1 = FL to I1, SECTOR 2 = I1 to FL, DIFF = Difference To Personal Best Lap, P = Crossed Finish Line in Pit Lane, D = Time Disallowed

<b>P6</b>	<b>34 GP</b>	<b>CHRISTIE / CHRISTIE</b>	LCR Yamaha - Christie Engineering Services			
IDEAL LAP TIME : 1:52.058		BEST LAP TIME : 1:52.685	DIFFERENCE : 0.627			
LAP	SECTOR 1	SECTOR 2	LAP TIME	MPH	DIFF	TIME OF DAY
1 -	1:12.017	50.738	2:02.755	63.93	10.070	10:33:00.178
2 -	1:08.303	48.938	1:57.241	66.93	4.556	10:34:57.419
3 -	1:06.601	47.882	1:54.483	68.55	1.798	10:36:51.902
4 -	1:06.249	47.585	1:53.834 (3)	68.94	1.149	10:38:45.736
5 -	1:06.249	47.437	1:53.686 (2)	69.03	1.001	10:40:39.422
6 -	1:05.832	<b>46.853</b>	<b>1:52.685 (1)</b>	<b>69.64</b>		<b>10:42:32.107</b>
7 -	<b>1:05.205</b>	49.332	1:54.537	68.51	1.852	10:44:26.644
<b>P7</b>	<b>27 CUP</b>	<b>KIRBY / KIRBY</b>	Adolf RS Yamaha - KRT Racing			
IDEAL LAP TIME :		BEST LAP TIME : 1:53.467	DIFFERENCE :			
LAP	SECTOR 1	SECTOR 2	LAP TIME	MPH	DIFF	TIME OF DAY
1 -			2:01.689	64.49	8.222	10:33:07.921
2 -			1:58.322	66.32	4.855	10:35:06.243
3 -			1:55.359	68.03	1.892	10:37:01.602
4 -			1:54.747	68.39	1.280	10:38:56.349
5 -			1:53.664 (2)	69.04	0.197	10:40:50.013
6 -			1:53.986 (3)	68.85	0.519	10:42:43.999
7 -			<b>1:53.467 (1)</b>	<b>69.16</b>		<b>10:44:37.466</b>
<b>P8</b>	<b>17 CUP</b>	<b>CLARKE / ENSOR</b>	LCR Honda - Centurion Packaging / Finline Sealants / CYB Fib			
IDEAL LAP TIME : 1:54.508		BEST LAP TIME : 1:54.508	DIFFERENCE : 0.000			
LAP	SECTOR 1	SECTOR 2	LAP TIME	MPH	DIFF	TIME OF DAY
1 -	1:13.951	50.746	2:04.697 (3)	62.93	10.189	10:33:22.757
2 -	1:09.195	48.471	1:57.666 (2)	66.69	3.158	10:35:20.423
3 -	<b>1:06.468</b>	<b>48.040</b>	<b>1:54.508 (1)</b>	<b>68.53</b>		<b>10:37:14.931</b>
<b>P9</b>	<b>8 CUP</b>	<b>BELL / COLBROOK</b>	Ryde Yamaha - Marin Motorsports			
IDEAL LAP TIME : 1:55.925		BEST LAP TIME : 1:55.925	DIFFERENCE : 0.000			
LAP	SECTOR 1	SECTOR 2	LAP TIME	MPH	DIFF	TIME OF DAY
1 -	1:10.775	50.409	2:01.184 (3)	64.76	5.259	10:33:00.547
2 -	1:08.950	48.994	1:57.944 (2)	66.54	2.019	10:34:58.491
3 -	<b>1:06.984</b>	<b>48.941</b>	<b>1:55.925 (1)</b>	<b>67.69</b>		<b>10:36:54.416</b>
<b>P10</b>	<b>76 F2</b>	<b>PEARSON / RESTALL</b>	LCR Suzuki - Direct Commercials / ABS Racing			
IDEAL LAP TIME : 1:57.465		BEST LAP TIME : 1:57.465	DIFFERENCE : 0.000			
LAP	SECTOR 1	SECTOR 2	LAP TIME	MPH	DIFF	TIME OF DAY
1 -	1:13.151	50.649	2:03.800 (3)	63.39	6.335	10:33:13.200
2 -	1:09.686	49.704	1:59.390 (2)	65.73	1.925	10:35:12.590
3 -	<b>1:08.391</b>	<b>49.074</b>	<b>1:57.465 (1)</b>	<b>66.81</b>		<b>10:37:10.055</b>
<b>P11</b>	<b>89 CUP</b>	<b>HAUXWELL / HAUWELL</b>	Adolf RS Yamaha - Haz Beanz / CJK Racing			
IDEAL LAP TIME :		BEST LAP TIME : 1:58.390	DIFFERENCE :			
LAP	SECTOR 1	SECTOR 2	LAP TIME	MPH	DIFF	TIME OF DAY
1 -			2:03.559	63.51	5.169	10:33:07.372
2 -			1:58.565 (2)	66.19	0.175	10:35:05.937
3 -			7:22.090	17.75	5:23.700	10:42:28.027
4 -			<b>1:58.390 (1)</b>	<b>66.28</b>		<b>10:44:26.417</b>
5 -			1:58.663 (3)	66.13	0.273	10:46:25.080
<b>P12</b>	<b>26 CUP</b>	<b>ATKINSON / MIDDLEYON</b>	Adolf RS Yamaha - Mecscia / RAF Engineering			
IDEAL LAP TIME : 2:06.936		BEST LAP TIME : 2:06.936	DIFFERENCE : 0.000			
LAP	SECTOR 1	SECTOR 2	LAP TIME	MPH	DIFF	TIME OF DAY
1 -	1:21.794	53.817	2:15.611 (2)	57.87	8.675	10:33:33.037
2 -	<b>1:15.206</b>	<b>51.730</b>	<b>2:06.936 (1)</b>	<b>61.82</b>		<b>10:35:39.973</b>

# International Sidecar Revival Meeting @ Cadwell Park

## British Sidecar Championship

### FREE PRACTICE - SECTOR ANALYSIS



SECTOR 1 = FL to I1, SECTOR 2 = I1 to FL, DIFF = Difference To Personal Best Lap, P = Crossed Finish Line in Pit Lane, D = Time Disallowed

<b>P13</b>	<b>171 CUP</b>	<b>POTTINGER / DODDS</b>	LCR Yamaha - GB Precision / Opal Lazer			
IDEAL LAP TIME : 2:29.571		BEST LAP TIME : 2:29.571		DIFFERENCE : 0.000		
LAP	SECTOR 1	SECTOR 2	LAP TIME	MPH	DIFF	TIME OF DAY
1 -	1:28.910	1:00.661	2:29.571 (1)	52.47		10:33:46.616

# International Sidecar Revival Meeting @ Cadwell Park

## British Sidecar Championship

### FREE PRACTICE - BEST SECTORS

SECTOR 1			SECTOR 2			IDEAL / BEST COMPARISON						
POS	NO	NAME	TIME	NO	NAME	TIME	POS	NO	NAME	IDEAL	BEST	DIFF
									<b>PERFECT LAP</b>	<b>1:47.981</b>		
1	77	REEVES / WILKES	1:02.225	77	REEVES / WILKES	45.756	1	77	REEVES / WILKES	1:47.981	1:48.272	0.291
2	91	WILLIAMS / PITT	1:03.432	84	LAILOW / LAIDLOW	45.986	2	84	LAILOW / LAIDLOW	1:49.544	1:49.581	0.037
3	84	LAILOW / LAIDLOW	1:03.558	95	BLACKSTOCK / ROSNEY	46.229	3	95	BLACKSTOCK / ROSNEY	1:50.077	1:50.077	0.000
4	95	BLACKSTOCK / ROSNEY	1:03.848	29	KERSHAW / CHARLWOOD	46.832	4	91	WILLIAMS / PITT	1:50.360	1:51.644	1.284
5	34	CHRISTIE / CHRISTIE	1:05.205	34	CHRISTIE / CHRISTIE	46.853	5	34	CHRISTIE / CHRISTIE	1:52.058	1:52.685	0.627
6	29	KERSHAW / CHARLWOOD	1:05.304	91	WILLIAMS / PITT	46.928	6	29	KERSHAW / CHARLWOOD	1:52.136	1:52.508	0.372
7	17	CLARKE / ENSOR	1:06.468	17	CLARKE / ENSOR	48.040	7	17	CLARKE / ENSOR	1:54.508	1:54.508	0.000
8	8	BELL / COLBROOK	1:06.984	8	BELL / COLBROOK	48.941	8	8	BELL / COLBROOK	1:55.925	1:55.925	0.000
9	76	PEARSON / RESTALL	1:08.391	76	PEARSON / RESTALL	49.074	9	76	PEARSON / RESTALL	1:57.465	1:57.465	0.000
10	26	ATKINSON / MIDDLEYON	1:15.206	26	ATKINSON / MIDDLEYON	51.730	10	26	ATKINSON / MIDDLEYON	2:06.936	2:06.936	0.000
11	171	POTTINGER / DODDS	1:28.910	171	POTTINGER / DODDS	1:00.661	11	171	POTTINGER / DODDS	2:29.571	2:29.571	0.000
12	4	PEACH / EDWARDS	1:41.585				12	27	KIRBY / KIRBY		1:53.467	
13							13	89	HAUXWELL / HAUXW		1:58.390	
14												

# International Sidecar Revival Meeting @ Cadwell Park

## British Sidecar Championship

### FREE PRACTICE - STATISTICS

**Competitors Started** 14  
**Planned Start** 2024-08-03 @ 10:12:00.000  
**Actual Start** 2024-08-03 @ 10:30:17.552  
**Finish Time** 2024-08-03 @ 10:45:25.628  
**Track Length** 2.1800mi.  
**Total Laps** 62  
**Total Distance Covered** 135.1611mi.

#### Session Fastest Lap History

NO	CL	NAME	LAP TIME	TIME OF DAY	LAP	VEHICLE
77	GP	REEVES / WILKES	1:55.316	10:32:53.407	1	Adolf RS Yamaha
77	GP	REEVES / WILKES	1:51.652	10:34:45.059	2	Adolf RS Yamaha
91	GP	WILLIAMS / PITT	1:51.644	10:34:47.415	2	LCR Yamaha
77	GP	REEVES / WILKES	1:49.254	10:36:34.313	3	Adolf RS Yamaha
77	GP	REEVES / WILKES	1:49.035	10:38:23.347	4	Adolf RS Yamaha
77	GP	REEVES / WILKES	1:48.968	10:42:01.937	6	Adolf RS Yamaha
77	GP	REEVES / WILKES	1:48.272	10:43:50.208	7	Adolf RS Yamaha

#### Flag History

TYPE	TIME OF DAY
GREEN	10:30:17.552
FINISH	10:45:25.628

#### Flag Statistics

TYPE	COUNT	TOTAL LAPS	TOTAL TIME
Green	1	8	17:31.426
Red	0	0	0.000
Safety Car	0	0	0.000
FCY	0	0	0.000



# International Sidecar Revival Meeting @ Cadwell Park

## British Sidecar Championship

### FREE PRACTICE - STATISTICS

CLASS : CUP

8 Starters

#### Fastest Lap History

NO	NAME	LAP TIME	TIME OF DAY	LAP	VEHICLE
8	BELL / COLBROOK	<b>2:01.184</b>	10:33:00.567	1	Ryde Yamaha
84	LAIDLAW / LAIDLAW	<b>1:58.362</b>	10:33:01.319	1	LCR Yamaha
8	BELL / COLBROOK	<b>1:57.944</b>	10:34:58.509	2	Ryde Yamaha
17	CLARKE / ENSOR	<b>1:57.666</b>	10:35:20.447	2	LCR Honda
8	BELL / COLBROOK	<b>1:55.925</b>	10:36:54.434	3	Ryde Yamaha
27	KIRBY / KIRBY	<b>1:55.359</b>	10:37:01.602	3	Adolf RS Yamaha
17	CLARKE / ENSOR	<b>1:54.508</b>	10:37:14.956	3	LCR Honda
84	LAIDLAW / LAIDLAW	<b>1:52.450</b>	10:39:10.671	4	LCR Yamaha
84	LAIDLAW / LAIDLAW	<b>1:51.073</b>	10:41:01.745	5	LCR Yamaha
84	LAIDLAW / LAIDLAW	<b>1:49.661</b>	10:42:51.405	6	LCR Yamaha
84	LAIDLAW / LAIDLAW	<b>1:49.581</b>	10:44:40.986	7	LCR Yamaha

# International Sidecar Revival Meeting @ Cadwell Park

## British Sidecar Championship

### FREE PRACTICE - STATISTICS

CLASS : F2

1 Starters

#### Fastest Lap History

NO	NAME	LAP TIME	TIME OF DAY	LAP	VEHICLE
76	PEARSON / RESTALL	<b>2:03.800</b>	10:33:13.224	1	LCR Suzuki
76	PEARSON / RESTALL	<b>1:59.390</b>	10:35:12.613	2	LCR Suzuki
76	PEARSON / RESTALL	<b>1:57.465</b>	10:37:10.079	3	LCR Suzuki

# International Sidecar Revival Meeting @ Cadwell Park

## British Sidecar Championship

### FREE PRACTICE - STATISTICS

CLASS : GP

5 Starters

#### Fastest Lap History

NO	NAME	LAP TIME	TIME OF DAY	LAP	VEHICLE
77	REEVES / WILKES	1:55.316	10:32:53.407	1	Adolf RS Yamaha
77	REEVES / WILKES	1:51.652	10:34:45.059	2	Adolf RS Yamaha
91	WILLIAMS / PITT	1:51.644	10:34:47.415	2	LCR Yamaha
77	REEVES / WILKES	1:49.254	10:36:34.313	3	Adolf RS Yamaha
77	REEVES / WILKES	1:49.035	10:38:23.347	4	Adolf RS Yamaha
77	REEVES / WILKES	1:48.968	10:42:01.937	6	Adolf RS Yamaha
77	REEVES / WILKES	1:48.272	10:43:50.208	7	Adolf RS Yamaha

# International Sidecar Revival Meeting @ Cadwell Park



## British Sidecar Championship

### QUALIFYING - CLASSIFICATION

POS	NO	CL	PIC	NAME	ENTRY	TIME	ON	LAPS	GAP	DIFF	MPH
1	34	GP	1	CHRISTIE / CHRISTIE	LCR Yamaha - Christie Engineering Services	1:33.576	4	9			83.86
2	95	GP	2	BLACKSTOCK / ROSNEY	LCR Yamaha - Dave Holden Racing	1:33.605	5	11	0.029	0.029	83.84
3	6	GP	3	ELLIS / CLEMENT	LCR Yamaha - Brooklands Sand & Aggregates	1:33.633	5	11	0.057	0.028	83.81
4	84	CUP	1	LIDLAW / LIDLAW	LCR Yamaha - Marin Motorsports	1:34.139	10	10	0.563	0.506	83.36
5	29	GP	4	KERSHAW / CHARLWOOD	LCR Yamaha - Quattro Group	1:34.250	11	11	0.674	0.111	83.26
6	93	GP	5	G.HOLDEN / LAWRENCE	LCR Kawasaki - Holden Racing	1:34.654	9	9	1.078	0.404	82.91
7	77	GP	6	REEVES / WILKES	Adolf RS Yamaha - Bonovo Action / Rich Energy	1:34.828	9	10	1.252	0.174	82.76
8	2	GP	7	J.HOLDEN / CONIL	LCR Yamaha - John Holden Racing	1:36.379	4	10	2.803	1.551	81.42
9	27	CUP	2	KIRBY / KIRBY	Adolf RS Yamaha - KRT Racing	1:36.717	10	11	3.141	0.338	81.14
10	5	GP	8	BIGGS / SEGERS	LCR Yamaha - Express Tyre Service/Santander Salt	1:38.024	2	6	4.448	1.307	80.06
11	4	CUP	3	PEACH / EDWARDS	LCR Yamaha - Life Safety Motorsport	1:38.681	6	7	5.105	0.657	79.52
12	111	GP	9	CABLE / RICHARDSON	LCR Yamaha - L&W Racing	1:39.149	8	9	5.573	0.468	79.15
13	17	CUP	4	CLARKE / ENSOR	LCR Honda - Centurion Packaging / Finline Sealants /	1:39.876	5	6	6.300	0.727	78.57
14	91	GP	10	WILLIAMS / PITT	LCR Yamaha - Na Timber - AQ Logistics	1:40.894	1	1	7.318	1.018	77.78
15	8	CUP	5	BELL / COLBROOK	Ryde Yamaha - Marin Motorsports	1:42.984	9	9	9.408	2.090	76.20
16	26	CUP	6	ATKINSON / MIDDLEYON	Adolf RS Yamaha - Mecsia / RAF Engineering	1:43.776	5	7	10.200	0.792	75.62
17	89	CUP	7	HAUXWELL / HAUXWELL	Adolf RS Yamaha - Haz Beanz / CJK Racing	1:47.552	6	7	13.976	3.776	72.96
18	76	F2	1	PEARSON / RESTALL	LCR Suzuki - Direct Commercials / ABS Racing	1:52.078	1	2	18.502	4.526	70.02

Weather / Track : Bright / Dry

Date: 03/08/2024 Start: 14:46 Finish: 15:06

These results are provisional until the conclusion of any judicial and technical matters.

Cadwell Park: 2.1800 miles

Clerk Of Course:

*Tony MacBride*

Stewards:

Timekeeper:

*Richard Evans*



Results can be found at [www.tsl-timing.com](http://www.tsl-timing.com)

Printed - 15:12 Saturday, 03 August 2024



# International Sidecar Revival Meeting @ Cadwell Park

## British Sidecar Championship

### QUALIFYING - SECTOR ANALYSIS



SECTOR 1 = FL to I1, SECTOR 2 = I1 to FL, DIFF = Difference To Personal Best Lap, P = Crossed Finish Line in Pit Lane, D = Time Disallowed

P1 34 GP		CHRISTIE / CHRISTIE		LCR Yamaha - Christie Engineering Services			
IDEAL LAP TIME : 1:33.576		BEST LAP TIME : 1:33.576		DIFFERENCE : 0.000			
LAP	SECTOR 1	SECTOR 2	LAP TIME	MPH	DIFF	TIME OF DAY	
1 -	58.391	41.302	1:39.693	78.72	6.117	14:48:35.697	
2 -	55.008	40.206	1:35.214	82.42	1.638	14:50:10.911	
3 -	54.190	39.651	1:33.841 (2)	83.63	0.265	14:51:44.752	
4 -	<b>53.968</b>	<b>39.608</b>	<b>1:33.576 (1)</b>	<b>83.86</b>		<b>14:53:18.328</b>	
5 -	55.534	IN PIT	6:12.805 P	21.05	4:39.229	14:59:31.133	
6 -	OUTLAP	40.928	1:44.850	74.85	11.274	15:01:15.983	
7 -	55.521	40.686	1:36.207	81.57	2.631	15:02:52.190	
8 -	54.008	39.952	1:33.960	83.52	0.384	15:04:26.150	
9 -	54.133	39.709	1:33.842 (3)	83.63	0.266	15:05:59.992	

P2 95 GP		BLACKSTOCK / ROSNEY		LCR Yamaha - Dave Holden Racing			
IDEAL LAP TIME : 1:33.474		BEST LAP TIME : 1:33.605		DIFFERENCE : 0.131			
LAP	SECTOR 1	SECTOR 2	LAP TIME	MPH	DIFF	TIME OF DAY	
1 -	1:02.686	47.307	1:49.993	71.35	16.388	14:49:08.938	
2 -	55.329	40.228	1:35.557	82.12	1.952	14:50:44.495	
3 -	54.346	IN PIT	1:51.866 P	70.15	18.261	14:52:36.361	
4 -	OUTLAP	39.867	1:40.345	78.21	6.740	14:54:16.706	
5 -	<b>54.077</b>	39.528	<b>1:33.605 (1)</b>	<b>83.84</b>		<b>14:55:50.311</b>	
6 -	54.755	39.581	1:34.336	83.19	0.731	14:57:24.647	
7 -	54.434	IN PIT	2:19.912 P	56.09	46.307	14:59:44.559	
8 -	OUTLAP	40.660	1:41.032	77.67	7.427	15:01:25.591	
9 -	54.141	39.665	1:33.806 (3)	83.66	0.201	15:02:59.397	
10 -	54.327	<b>39.397</b>	1:33.724 (2)	83.73	0.119	15:04:33.121	
11 -	58.932	IN PIT	2:40.117 P	49.01	1:06.512	15:07:13.238	

P3 6 GP		ELLIS / CLEMENT		LCR Yamaha - Brooklands Sand & Aggregates			
IDEAL LAP TIME : 1:33.458		BEST LAP TIME : 1:33.633		DIFFERENCE : 0.175			
LAP	SECTOR 1	SECTOR 2	LAP TIME	MPH	DIFF	TIME OF DAY	
1 -	57.879	40.864	1:38.743	79.47	5.110	14:48:40.270	
2 -	54.709	40.953	1:35.662	82.03	2.029	14:50:15.932	
3 -	54.452	39.691	1:34.143	83.36	0.510	14:51:50.075	
4 -	<b>53.964</b>	40.274	1:34.238	83.27	0.605	14:53:24.313	
5 -	54.009	39.624	<b>1:33.633 (1)</b>	<b>83.81</b>		<b>14:54:57.946</b>	
6 -	57.119	IN PIT	4:21.546 P	30.00	2:47.913	14:59:19.492	
7 -	OUTLAP	40.796	1:41.503	77.31	7.870	15:01:00.995	
8 -	54.673	<b>39.494</b>	1:34.167	83.34	0.534	15:02:35.162	
9 -	54.058	39.665	1:33.723 (2)	83.73	0.090	15:04:08.885	
10 -	54.185	39.637	1:33.822 (3)	83.64	0.189	15:05:42.707	
11 -	58.119	IN PIT	2:45.954 P	47.29	1:12.321	15:08:28.661	

P4 84 CUP		LAIDLAW / LAIDLAW		LCR Yamaha - Marin Motorsports			
IDEAL LAP TIME : 1:34.139		BEST LAP TIME : 1:34.139		DIFFERENCE : 0.000			
LAP	SECTOR 1	SECTOR 2	LAP TIME	MPH	DIFF	TIME OF DAY	
1 -	58.371	41.077	1:39.448	78.91	5.309	14:48:36.090	
2 -	55.060	40.173	1:35.233	82.40	1.094	14:50:11.323	
3 -	54.513	39.920	1:34.433 (2)	83.10	0.294	14:51:45.756	
4 -	56.140	IN PIT	4:13.609 P	30.94	2:39.470	14:55:59.365	
5 -	OUTLAP	40.362	1:44.331	75.22	10.192	14:57:43.696	
6 -	57.149	39.668	1:36.817	81.06	2.678	14:59:20.513	
7 -	54.854	39.706	1:34.560 (3)	82.99	0.421	15:00:55.073	
8 -	56.698	IN PIT	2:35.117 P	50.59	1:00.978	15:03:30.190	
9 -	OUTLAP	43.749	1:47.639	72.91	13.500	15:05:17.829	
10 -	<b>54.491</b>	<b>39.648</b>	<b>1:34.139 (1)</b>	<b>83.36</b>		<b>15:06:51.968</b>	

# International Sidecar Revival Meeting @ Cadwell Park

## British Sidecar Championship

### QUALIFYING - SECTOR ANALYSIS



SECTOR 1 = FL to I1, SECTOR 2 = I1 to FL, DIFF = Difference To Personal Best Lap, P = Crossed Finish Line in Pit Lane, D = Time Disallowed

P5 29 GP		KERSHAW / CHARLWOOD		LCR Yamaha - Quattro Group		
IDEAL LAP TIME : 1:33.992		BEST LAP TIME : 1:34.250		DIFFERENCE : 0.258		
LAP	SECTOR 1	SECTOR 2	LAP TIME	MPH	DIFF	TIME OF DAY
1 -	1:05.280	45.336	1:50.616	70.94	16.366	14:49:26.356
2 -	56.266	40.506	1:36.772	81.09	2.522	14:51:03.128
3 -	56.889	41.315	1:38.204	79.91	3.954	14:52:41.332
4 -	55.952	40.704	1:36.656	81.19	2.406	14:54:17.988
5 -	54.989	40.157	1:35.146	82.48	0.896	14:55:53.134
6 -	56.320	40.784	1:37.104	80.82	2.854	14:57:30.238
7 -	54.615	40.013	1:34.628 (3)	82.93	0.378	14:59:04.866
8 -	54.640	<b>39.880</b>	1:34.520 (2)	83.03	0.270	15:00:39.386
9 -	55.435	IN PIT	2:29.316 P	52.56	55.066	15:03:08.702
10 -	OUTLAP	40.273	1:41.584	77.25	7.334	15:04:50.286
11 -	<b>54.112</b>	40.138	<b>1:34.250 (1)</b>	<b>83.26</b>		<b>15:06:24.536</b>

P6 93 GP		G.HOLDEN / LAWRENCE		LCR Kawasaki - Holden Racing		
IDEAL LAP TIME : 1:34.654		BEST LAP TIME : 1:34.654		DIFFERENCE : 0.000		
LAP	SECTOR 1	SECTOR 2	LAP TIME	MPH	DIFF	TIME OF DAY
1 -	58.124	42.659	1:40.783	77.87	6.129	14:48:43.853
2 -	56.375	IN PIT	6:42.785 P	19.48	5:08.131	14:55:26.638
3 -	OUTLAP	41.320	1:45.372	74.47	10.718	14:57:12.010
4 -	54.980	40.822	1:35.802	81.91	1.148	14:58:47.812
5 -	55.642	40.519	1:36.161	81.61	1.507	15:00:23.973
6 -	55.094	40.202	1:35.296 (2)	82.35	0.642	15:01:59.269
7 -	54.896	40.497	1:35.393 (3)	82.27	0.739	15:03:34.662
8 -	56.646	40.595	1:37.241	80.70	2.587	15:05:11.903
9 -	<b>54.692</b>	<b>39.962</b>	<b>1:34.654 (1)</b>	<b>82.91</b>		<b>15:06:46.557</b>

P7 77 GP		REEVES / WILKES		Adolf RS Yamaha - Bonovo Action / Rich Energy		
IDEAL LAP TIME : 1:34.768		BEST LAP TIME : 1:34.828		DIFFERENCE : 0.060		
LAP	SECTOR 1	SECTOR 2	LAP TIME	MPH	DIFF	TIME OF DAY
1 -	1:01.659	41.715	1:43.374	75.91	8.546	14:50:05.664
2 -	55.289	41.533	1:36.822	81.05	1.994	14:51:42.486
3 -	54.773	40.369	1:35.142 (3)	82.48	0.314	14:53:17.628
4 -	54.675	47.698	1:42.373	76.66	7.545	14:55:00.001
5 -	56.422	IN PIT	3:11.663 P	40.94	1:36.835	14:58:11.664
6 -	OUTLAP	42.178	1:48.340	72.43	13.512	15:00:00.004
7 -	58.272	41.093	1:39.365	78.98	4.537	15:01:39.369
8 -	54.774	40.460	1:35.234	82.40	0.406	15:03:14.603
9 -	<b>54.436</b>	40.392	<b>1:34.828 (1)</b>	<b>82.76</b>		<b>15:04:49.431</b>
10 -	54.512	<b>40.332</b>	1:34.844 (2)	82.74	0.016	15:06:24.275

P8 2 GP		J.HOLDEN / CONIL		LCR Yamaha - John Holden Racing		
IDEAL LAP TIME : 1:35.944		BEST LAP TIME : 1:36.379		DIFFERENCE : 0.435		
LAP	SECTOR 1	SECTOR 2	LAP TIME	MPH	DIFF	TIME OF DAY
1 -	1:00.983	42.918	1:43.901	75.53	7.522	14:48:48.819
2 -	56.096	41.497	1:37.593	80.41	1.214	14:50:26.412
3 -	55.742	40.890	1:36.632 (3)	81.21	0.253	14:52:03.044
4 -	55.583	40.796	<b>1:36.379 (1)</b>	<b>81.42</b>		<b>14:53:39.423</b>
5 -	55.888	<b>40.740</b>	1:36.628 (2)	81.21	0.249	14:55:16.051
6 -	<b>55.204</b>	IN PIT	4:43.598 P	27.67	3:07.219	14:59:59.649
7 -	OUTLAP	43.921	1:48.568	72.28	12.189	15:01:48.217
8 -	56.247	40.961	1:37.208	80.73	0.829	15:03:25.425
9 -	55.859	42.098	1:37.957	80.11	1.578	15:05:03.382
10 -	56.795	44.398	1:41.193	77.55	4.814	15:06:44.575

# International Sidecar Revival Meeting @ Cadwell Park

## British Sidecar Championship

### QUALIFYING - SECTOR ANALYSIS



SECTOR 1 = FL to I1, SECTOR 2 = I1 to FL, DIFF = Difference To Personal Best Lap, P = Crossed Finish Line in Pit Lane, D = Time Disallowed

<b>P9 27 CUP KIRBY / KIRBY</b>		Adolf RS Yamaha - KRT Racing				
IDEAL LAP TIME : 1:36.716		BEST LAP TIME : 1:36.717		DIFFERENCE : 0.001		
LAP	SECTOR 1	SECTOR 2	LAP TIME	MPH	DIFF	TIME OF DAY
1 -	59.297	41.445	1:40.742	77.90	4.025	14:48:37.769
2 -	56.923	41.178	1:38.101	79.99	1.384	14:50:15.870
3 -	56.433	41.160	1:37.593	80.41	0.876	14:51:53.463
4 -	56.421	41.290	1:37.711	80.31	0.994	14:53:31.174
5 -	56.176	41.231	1:37.407 (3)	80.56	0.690	14:55:08.581
6 -	<b>55.963</b>	41.486	1:37.449	80.53	0.732	14:56:46.030
7 -	56.325	40.957	1:37.282 (2)	80.67	0.565	14:58:23.312
8 -	56.541	41.066	1:37.607	80.40	0.890	15:00:00.919
9 -	58.142	41.229	1:39.371	78.97	2.654	15:01:40.290
<b>10 -</b>	<b>55.964</b>	<b>40.753</b>	<b>1:36.717 (1)</b>	<b>81.14</b>		<b>15:03:17.007</b>
11 -	56.316	IN PIT	3:33.181 P	36.81	1:56.464	15:06:50.188

<b>P10 5 GP BIGGS / SEGERS</b>		LCR Yamaha - Express Tyre Service/Santander Salt				
IDEAL LAP TIME : 1:38.024		BEST LAP TIME : 1:38.024		DIFFERENCE : 0.000		
LAP	SECTOR 1	SECTOR 2	LAP TIME	MPH	DIFF	TIME OF DAY
1 -	OUTLAP	42.311	1:46.103	73.96	8.079	14:49:23.856
<b>2 -</b>	<b>56.929</b>	<b>41.095</b>	<b>1:38.024 (1)</b>	<b>80.06</b>		<b>14:51:01.880</b>
3 -	56.933	41.395	1:38.328 (2)	79.81	0.304	14:52:40.208
4 -	58.005	4:14.136	5:12.141	25.14	3:34.117	14:57:52.349
5 -	58.778	41.825	1:40.603	78.01	2.579	14:59:32.952
6 -	57.269	41.640	1:38.909 (3)	79.34	0.885	15:01:11.861

<b>P11 4 CUP PEACH / EDWARDS</b>		LCR Yamaha - Life Safety Motorsport				
IDEAL LAP TIME : 1:38.681		BEST LAP TIME : 1:38.681		DIFFERENCE : 0.000		
LAP	SECTOR 1	SECTOR 2	LAP TIME	MPH	DIFF	TIME OF DAY
1 -	1:01.724	42.673	1:44.397	75.17	5.716	14:48:42.488
2 -	58.886	43.308	1:42.194	76.79	3.513	14:50:24.682
3 -	58.226	41.871	1:40.097 (3)	78.40	1.416	14:52:04.779
4 -	1:05.784	IN PIT	6:37.261 P	19.75	4:58.580	14:58:42.040
5 -	OUTLAP	45.858	1:50.413	71.07	11.732	15:00:32.453
<b>6 -</b>	<b>56.923</b>	<b>41.758</b>	<b>1:38.681 (1)</b>	<b>79.52</b>		<b>15:02:11.134</b>
7 -	57.410	41.876	1:39.286 (2)	79.04	0.605	15:03:50.420

<b>P12 111 GP CABLE / RICHARDSON</b>		LCR Yamaha - L&W Racing				
IDEAL LAP TIME : 1:39.086		BEST LAP TIME : 1:39.149		DIFFERENCE : 0.063		
LAP	SECTOR 1	SECTOR 2	LAP TIME	MPH	DIFF	TIME OF DAY
1 -	1:03.915	43.943	1:47.858	72.76	8.709	14:48:57.144
2 -	59.289	42.703	1:41.992	76.94	2.843	14:50:39.136
3 -	58.114	43.394	1:41.508	77.31	2.359	14:52:20.644
4 -	57.729	42.170	1:39.899	78.56	0.750	14:54:00.543
5 -	57.641	42.150	1:39.791	78.64	0.642	14:55:40.334
6 -	57.567	41.962	1:39.529 (2)	78.85	0.380	14:57:19.863
7 -	57.725	<b>41.807</b>	1:39.532 (3)	78.84	0.383	14:58:59.395
<b>8 -</b>	<b>57.279</b>	41.870	<b>1:39.149 (1)</b>	<b>79.15</b>		<b>15:00:38.544</b>
9 -	57.893	42.115	1:40.008	78.47	0.859	15:02:18.552

<b>P13 17 CUP CLARKE / ENSOR</b>		LCR Honda - Centurion Packaging / Finline Sealants / CYB Fib				
IDEAL LAP TIME : 1:39.508		BEST LAP TIME : 1:39.876		DIFFERENCE : 0.368		
LAP	SECTOR 1	SECTOR 2	LAP TIME	MPH	DIFF	TIME OF DAY
1 -	1:05.205	46.395	1:51.600	70.32	11.724	14:49:11.133
2 -	1:02.991	44.697	1:47.688	72.87	7.812	14:50:58.821
3 -	59.953	43.941	1:43.894	75.53	4.018	14:52:42.715
4 -	<b>57.678</b>	42.465	1:40.143 (2)	78.36	0.267	14:54:22.858
<b>5 -</b>	<b>58.046</b>	<b>41.830</b>	<b>1:39.876 (1)</b>	<b>78.57</b>		<b>14:56:02.734</b>
6 -	58.203	42.136	1:40.339 (3)	78.21	0.463	14:57:43.073

# International Sidecar Revival Meeting @ Cadwell Park

## British Sidecar Championship

### QUALIFYING - SECTOR ANALYSIS



SECTOR 1 = FL to I1, SECTOR 2 = I1 to FL, DIFF = Difference To Personal Best Lap, P = Crossed Finish Line in Pit Lane, D = Time Disallowed

<b>P14</b>	<b>91 GP</b>	<b>WILLIAMS / PITT</b>	LCR Yamaha - Na Timber - AQ Logistics			
IDEAL LAP TIME : 1:40.894		BEST LAP TIME : 1:40.894		DIFFERENCE : 0.000		
LAP	SECTOR 1	SECTOR 2	LAP TIME	MPH	DIFF	TIME OF DAY
1 -	<b>58.412</b>	<b>42.482</b>	<b>1:40.894 (1)</b>	<b>77.78</b>		<b>14:48:42.634</b>

<b>P15</b>	<b>8 CUP</b>	<b>BELL / COLBROOK</b>	Ryde Yamaha - Marin Motorsports			
IDEAL LAP TIME : 1:42.984		BEST LAP TIME : 1:42.984		DIFFERENCE : 0.000		
LAP	SECTOR 1	SECTOR 2	LAP TIME	MPH	DIFF	TIME OF DAY
1 -	1:02.332	43.873	1:46.205	73.89	3.221	14:48:52.440
2 -	1:00.159	44.019	1:44.178	75.33	1.194	14:50:36.618
3 -	1:00.478	43.357	1:43.835	75.58	0.851	14:52:20.453
4 -	1:00.082	44.146	1:44.228	75.29	1.244	14:54:04.681
5 -	1:00.358	43.351	1:43.709 (3)	75.67	0.725	14:55:48.390
6 -	1:00.868	IN PIT	6:13.856 P	20.99	4:30.872	15:02:02.246
7 -	OUTLAP	44.890	1:51.108	70.63	8.124	15:03:53.354
8 -	1:00.426	43.217	1:43.643 (2)	75.72	0.659	15:05:36.997
9 -	<b>59.768</b>	<b>43.216</b>	<b>1:42.984 (1)</b>	<b>76.20</b>		<b>15:07:19.981</b>

<b>P16</b>	<b>26 CUP</b>	<b>ATKINSON / MIDDLEYON</b>	Adolf RS Yamaha - Mecsia / RAF Engineering			
IDEAL LAP TIME : 1:43.776		BEST LAP TIME : 1:43.776		DIFFERENCE : 0.000		
LAP	SECTOR 1	SECTOR 2	LAP TIME	MPH	DIFF	TIME OF DAY
1 -	1:04.958	46.483	1:51.441	70.42	7.665	14:49:12.772
2 -	1:02.448	45.790	1:48.238	72.50	4.462	14:51:01.010
3 -	1:01.940	45.323	1:47.263 (3)	73.16	3.487	14:52:48.273
4 -	1:00.715	44.971	1:45.686 (2)	74.25	1.910	14:54:33.959
5 -	<b>1:00.153</b>	<b>43.623</b>	<b>1:43.776 (1)</b>	<b>75.62</b>		<b>14:56:17.735</b>
6 -	1:01.225	4:37.180	5:38.405	23.19	3:54.629	15:01:56.140
7 -	1:01.372	IN PIT	6:25.488 P	20.35	4:41.712	15:08:21.628

<b>P17</b>	<b>89 CUP</b>	<b>HAUXWELL / HAUXWELL</b>	Adolf RS Yamaha - Haz Beanz / CJK Racing			
IDEAL LAP TIME : 1:46.762		BEST LAP TIME : 1:47.552		DIFFERENCE : 0.790		
LAP	SECTOR 1	SECTOR 2	LAP TIME	MPH	DIFF	TIME OF DAY
1 -	1:03.595	46.636	1:50.231	71.19	2.679	14:49:09.906
2 -	<b>1:02.255</b>	45.468	1:47.723 (3)	72.85	0.171	14:50:57.629
3 -	1:02.917	44.728	1:47.645 (2)	72.90	0.093	14:52:45.274
4 -	1:02.829	IN PIT	7:05.938 P	18.42	5:18.386	14:59:51.212
5 -	OUTLAP	<b>44.507</b>	1:52.298	69.88	4.746	15:01:43.510
6 -	1:02.572	44.980	<b>1:47.552 (1)</b>	<b>72.96</b>		<b>15:03:31.062</b>
7 -	1:02.650	45.422	1:48.072	72.61	0.520	15:05:19.134

<b>P18</b>	<b>76 F2</b>	<b>PEARSON / RESTALL</b>	LCR Suzuki - Direct Commercials / ABS Racing			
IDEAL LAP TIME : 1:50.506		BEST LAP TIME : 1:52.078		DIFFERENCE : 1.572		
LAP	SECTOR 1	SECTOR 2	LAP TIME	MPH	DIFF	TIME OF DAY
1 -	1:05.599	<b>46.479</b>	<b>1:52.078 (1)</b>	<b>70.02</b>		<b>14:49:00.318</b>
2 -	<b>1:04.027</b>	IN PIT	18:10.718 P	7.19	16:18.640	15:07:11.036



# International Sidecar Revival Meeting @ Cadwell Park

## British Sidecar Championship

### QUALIFYING - BEST SECTORS

SECTOR 1			SECTOR 2			IDEAL / BEST COMPARISON						
POS	NO	NAME	TIME	NO	NAME	TIME	POS	NO	NAME	IDEAL	BEST	DIFF
									<b>PERFECT LAP</b>	<b>1:33.361</b>		
1	6	ELLIS / CLEMENT	<b>53.964</b>	95	BLACKSTOCK / ROSNEY	<b>39.397</b>	1	6	ELLIS / CLEMENT	1:33.458	1:33.633	<b>0.175</b>
2	34	CHRISTIE / CHRISTIE	<b>53.968</b>	6	ELLIS / CLEMENT	<b>39.494</b>	2	95	BLACKSTOCK / ROSNEY	1:33.474	1:33.605	<b>0.131</b>
3	95	BLACKSTOCK / ROSNEY	<b>54.077</b>	34	CHRISTIE / CHRISTIE	<b>39.608</b>	3	34	CHRISTIE / CHRISTIE	1:33.576	1:33.576	<b>0.000</b>
4	29	KERSHAW / CHARLWOOD	<b>54.112</b>	84	LAILOW / LAIDLOW	<b>39.648</b>	4	29	KERSHAW / CHARLWOOD	1:33.992	1:34.250	<b>0.258</b>
5	77	REEVES / WILKES	<b>54.436</b>	29	KERSHAW / CHARLWOOD	<b>39.880</b>	5	84	LAILOW / LAIDLOW	1:34.139	1:34.139	<b>0.000</b>
6	84	LAILOW / LAIDLOW	<b>54.491</b>	93	G.HOLDEN / LAWRENCE	<b>39.962</b>	6	93	G.HOLDEN / LAWRENCE	1:34.654	1:34.654	<b>0.000</b>
7	93	G.HOLDEN / LAWRENCE	<b>54.692</b>	77	REEVES / WILKES	<b>40.332</b>	7	77	REEVES / WILKES	1:34.768	1:34.828	<b>0.060</b>
8	2	J.HOLDEN / CONIL	<b>55.204</b>	2	J.HOLDEN / CONIL	<b>40.740</b>	8	2	J.HOLDEN / CONIL	1:35.944	1:36.379	<b>0.435</b>
9	27	KIRBY / KIRBY	<b>55.963</b>	27	KIRBY / KIRBY	<b>40.753</b>	9	27	KIRBY / KIRBY	1:36.716	1:36.717	<b>0.001</b>
10	4	PEACH / EDWARDS	<b>56.923</b>	5	BIGGS / SEGERS	<b>41.095</b>	10	5	BIGGS / SEGERS	1:38.024	1:38.024	<b>0.000</b>
11	5	BIGGS / SEGERS	<b>56.929</b>	4	PEACH / EDWARDS	<b>41.758</b>	11	4	PEACH / EDWARDS	1:38.681	1:38.681	<b>0.000</b>
12	111	CABLE / RICHARDSON	<b>57.279</b>	111	CABLE / RICHARDSON	<b>41.807</b>	12	111	CABLE / RICHARDSON	1:39.086	1:39.149	<b>0.063</b>
13	17	CLARKE / ENSOR	<b>57.678</b>	17	CLARKE / ENSOR	<b>41.830</b>	13	17	CLARKE / ENSOR	1:39.508	1:39.876	<b>0.368</b>
14	91	WILLIAMS / PITT	<b>58.412</b>	91	WILLIAMS / PITT	<b>42.482</b>	14	91	WILLIAMS / PITT	1:40.894	1:40.894	<b>0.000</b>
15	8	BELL / COLBROOK	<b>59.768</b>	8	BELL / COLBROOK	<b>43.216</b>	15	8	BELL / COLBROOK	1:42.984	1:42.984	<b>0.000</b>
16	26	ATKINSON / MIDDLEYON	<b>1:00.153</b>	26	ATKINSON / MIDDLEYON	<b>43.623</b>	16	26	ATKINSON / MIDDLEYON	1:43.776	1:43.776	<b>0.000</b>
17	89	HAUXWELL / HAUXWELL	<b>1:02.255</b>	89	HAUXWELL / HAUXWELL	<b>44.507</b>	17	89	HAUXWELL / HAUXWELL	1:46.762	1:47.552	<b>0.790</b>
18	76	PEARSON / RESTALL	<b>1:04.027</b>	76	PEARSON / RESTALL	<b>46.479</b>	18	76	PEARSON / RESTALL	1:50.506	1:52.078	<b>1.572</b>

# International Sidecar Revival Meeting @ Cadwell Park

## British Sidecar Championship

### QUALIFYING - STATISTICS

**Competitors Started** 18  
**Planned Start** 2024-08-03 @ 12:15:00.000  
**Actual Start** 2024-08-03 @ 14:46:19.491  
**Finish Time** 2024-08-03 @ 15:06:20.998  
**Track Length** 2.1800mi.  
**Total Laps** 146  
**Total Distance Covered** 318.2827mi.

#### Session Fastest Lap History

NO	CL	NAME	LAP TIME	TIME OF DAY	LAP	VEHICLE
34	GP	CHRISTIE / CHRISTIE	1:39.693	14:48:35.717	1	LCR Yamaha
84	CUP	LAIDLAW / LAIDLAW	1:39.448	14:48:36.110	1	LCR Yamaha
6	GP	ELLIS / CLEMENT	1:38.743	14:48:40.288	1	LCR Yamaha
34	GP	CHRISTIE / CHRISTIE	1:35.214	14:50:10.932	2	LCR Yamaha
34	GP	CHRISTIE / CHRISTIE	1:33.841	14:51:44.772	3	LCR Yamaha
34	GP	CHRISTIE / CHRISTIE	1:33.576	14:53:18.348	4	LCR Yamaha

#### Flag History

TYPE	TIME OF DAY
GREEN	14:46:19.491
FINISH	15:06:20.998

#### Flag Statistics

TYPE	COUNT	TOTAL LAPS	TOTAL TIME
Green	1	11	23:47.835
Red	0	0	0.000
Safety Car	0	0	0.000
FCY	0	0	0.000

# International Sidecar Revival Meeting @ Cadwell Park

## British Sidecar Championship

### QUALIFYING - STATISTICS

CLASS : CUP

7 Starters

#### Fastest Lap History

NO	NAME	LAP TIME	TIME OF DAY	LAP	VEHICLE
84	LAIDLAW / LAIDLAW	1:39.448	14:48:36.110	1	LCR Yamaha
84	LAIDLAW / LAIDLAW	1:35.233	14:50:11.342	2	LCR Yamaha
84	LAIDLAW / LAIDLAW	1:34.433	14:51:45.775	3	LCR Yamaha
84	LAIDLAW / LAIDLAW	1:34.139	15:06:51.988	10	LCR Yamaha

# International Sidecar Revival Meeting @ Cadwell Park

## British Sidecar Championship

### QUALIFYING - STATISTICS

**CLASS : F2**

1 Starters

#### Fastest Lap History

NO	NAME	LAP TIME	TIME OF DAY	LAP	VEHICLE
76	PEARSON / RESTALL	1:52.078	14:49:00.340	1	LCR Suzuki

# International Sidecar Revival Meeting @ Cadwell Park

## British Sidecar Championship

### QUALIFYING - STATISTICS

CLASS : GP

10 Starters

#### Fastest Lap History

NO	NAME	LAP TIME	TIME OF DAY	LAP	VEHICLE
34	CHRISTIE / CHRISTIE	1:39.693	14:48:35.717	1	LCR Yamaha
6	ELLIS / CLEMENT	1:38.743	14:48:40.288	1	LCR Yamaha
34	CHRISTIE / CHRISTIE	1:35.214	14:50:10.932	2	LCR Yamaha
34	CHRISTIE / CHRISTIE	1:33.841	14:51:44.772	3	LCR Yamaha
34	CHRISTIE / CHRISTIE	1:33.576	14:53:18.348	4	LCR Yamaha

International Sidecar Revival Meeting @ Cadwell Park




British Sidecar Championship

RACE 8 - GRID (12 Laps)

ROW 10	28	171	POTTINGER / DODDS	1		1				
ROW 9	25	89	HAUXWELL / HAUXWELL	1:47.552	26		27	76	PEARSON / RESTALL	1:52.078
ROW 8	22	8	BELL / COLBROOK	1:42.984	23		24	26	ATKINSON / MIDDLEYON	1:43.776
ROW 7	19	17	CLARKE / ENSOR	1:39.876	20		21	91	WILLIAMS / PITT	1:40.894
ROW 6	16	4	PEACH / EDWARDS	1:38.681	17		18	111	CABLE / RICHARDSON	1:39.149
ROW 5	13	27	KIRBY / KIRBY	1:36.717	14		15	5	BIGGS / SEGERS	1:38.024
ROW 4	10	77	REEVES / WILKES	1:34.828	11		12	2	J.HOLDEN / CONIL	1:36.379
ROW 3	7	29	KERSHAW / CHARLWOOD	1:34.250	8		9	93	G.HOLDEN / LAWRENCE	1:34.654
ROW 2	4	6	ELLIS / CLEMENT	1:33.633	5		6	84	LAIDLAW / LAIDLAW	1:34.139
ROW 1	1	34	CHRISTIE / CHRISTIE	1:33.576	2		3	95	BLACKSTOCK / ROSNEY	1:33.605
<b>Pole</b>										

These results are provisional until the conclusion of any judicial and technical matters.

Cadwell Park: 2.1800 miles

Clerk Of Course: <i>Tony MacBride</i>	Stewards:	Timekeeper: <i>Richard Evans</i>	
--	-----------	-------------------------------------	---

Results can be found at [www.tsl-timing.com](http://www.tsl-timing.com)

Printed - 15:13 Saturday, 03 August 2024



# International Sidecar Revival Meeting @ Cadwell Park



## British Sidecar Championship

### RACE 8 - CLASSIFICATION

Race Distance: 10 Laps / 21.80 miles

POS	NO	CL	PIC	NAME	ENTRY	LAPS	TIME	GAP	DIFF	MPH	BEST	ON	GRD	↑↓
1	95	GP	1	BLACKSTOCK / ROSNEY	LCR Yamaha - Dave Holden Racing	10	15:50.411			82.57	1:33.871	3	2	1
2	34	GP	2	S.CHRISTIE / T.CHRISTIE	LCR Yamaha - Christie Engineering Services	10	15:50.700	0.289	0.289	82.55	1:34.001	4	1	-1
3	6	GP	3	ELLIS / CLEMENT	LCR Yamaha - Brooklands Sand & Aggregates	10	15:51.267	0.856	0.567	82.50	1:33.902	3	3	0
4	84	CUP	1	S.LAIDLAW / J.LAIDLAW	LCR Yamaha - Marin Motorsports	10	15:52.014	1.603	0.747	82.43	1:33.870	4	4	0
5	77	GP	4	REEVES / WILKES	Adolf RS Yamaha - Bonovo Action / Rich Energy	10	16:00.739	10.328	8.725	81.68	1:34.215	10	7	2
6	29	GP	5	KERSHAW / CHARLWOOD	LCR Yamaha - Quattro Group	10	16:01.207	10.796	0.468	81.64	1:34.221	9	5	-1
7	93	GP	6	G.HOLDEN / LAWRENCE	LCR Kawasaki - Holden Racing	10	16:06.156	15.745	4.949	81.22	1:35.066	6	6	-1
8	2	GP	7	J.HOLDEN / CONIL	LCR Yamaha - John Holden Racing	10	16:25.304	34.893	19.148	79.65	1:36.795	5	8	0
9	27	CUP	2	P.KIRBY / T.KIRBY	Adolf RS Yamaha - KRT Racing	10	16:34.319	43.908	9.015	78.92	1:37.513	6	9	0
10	111	GP	8	CABLE / RICHARDSON	LCR Yamaha - L&W Racing	10	16:35.491	45.080	1.172	78.83	1:37.803	6	12	2
11	4	CUP	3	PEACH / EDWARDS	LCR Yamaha - Life Safety Motorsport	10	16:52.767	1:02.356	17.276	77.49	1:38.206	4	11	0
12	8	CUP	4	BELL / COLBROOK	Ryde Yamaha - Marin Motorsports	10	17:19.157	1:28.746	26.390	75.52	1:42.233	6	15	3
13	171	CUP	5	POTTINGER / DODDS	LCR Yamaha - GB Precision / Opal Lazer	10	17:24.764	1:34.353	5.607	75.11	1:42.394	10	19	6

#### NOT CLASSIFIED

DNF	26	CUP		ATKINSON / MIDDLETON	Adolf RS Yamaha - Mecsis / RAF Engineering	5	8:50.924	5 Laps	5 Laps	73.90	1:42.781	3	16	
DNF	89	CUP		C.HAUXWELL / K.HAUXWELL	Adolf RS Yamaha - Haz Beanz / CJK Racing	3	5:36.520	7 Laps	2 Laps	69.96	1:49.530	2	17	
DNF	17	CUP		CLARKE / ENSOR	LCR Honda - Centurion Packaging / Finline Sealants / CYB	1	1:49.310	9 Laps	2 Laps	71.79			13	

#### FASTEST LAP

	84	CUP		S.LAIDLAW / J.LAIDLAW	LCR Yamaha - Marin Motorsports	4	1:33.870			83.60 mph			134.55 kph	
	95	GP		BLACKSTOCK / ROSNEY	LCR Yamaha - Dave Holden Racing	3	1:33.871			83.60 mph			134.54 kph	

#### Comments:

Class GP - 92.5% of Race Speed = 76.37 mph

Class CUP - 92.5% of Race Speed = 76.24 mph

Weather / Track : Bright / Dry

These results are provisional until the conclusion of any judicial and technical matters.

Date: 03/08/2024 Start: 17:23 Finish: 17:39

Cadwell Park: 2.1800 miles

Clerk Of Course:

*Tony MacBride*

Stewards:

Timekeeper:

*Richard Evans*



Results can be found at [www.tsl-timing.com](http://www.tsl-timing.com)

Printed - 17:41 Saturday, 03 August 2024



# International Sidecar Revival Meeting @ Cadwell Park

## British Sidecar Championship

### RACE 8 - LAP CHART

#### LAP 1 @ 17:25:06.798

NO	BEHIND	LAP TIME
95		1:41.745
34	0.454	1:42.199
84	0.717	1:42.462
6	1.083	1:42.828
93	2.476	1:44.221
29	2.796	1:44.541
77	3.447	1:45.192
111	5.830	1:47.575
27	6.100	1:47.845
2	6.600	1:48.345
17	7.565	1:49.310
4	8.169	1:49.914
8	10.592	1:52.337
26	11.569	1:53.314
171	13.621	1:55.366
89	15.509	1:57.254

#### LAP 2 @ 17:26:41.516

NO	BEHIND	LAP TIME
95		1:34.718
34	0.449	1:34.713
84	0.683	1:34.684
6	1.161	1:34.796
93	3.326	1:35.568
29	3.835	1:35.757
77	4.228	1:35.499
111	9.715	1:38.603
2	10.107	1:38.225
27	11.748	1:40.366
4	14.309	1:40.858
8	18.855	1:42.981
26	19.634	1:42.783
171	22.699	1:43.796
89	30.321	1:49.530

#### LAP 3 @ 17:28:15.387

NO	BEHIND	LAP TIME
95		1:33.871
34	0.688	1:34.110
6	1.192	1:33.902
84	1.562	1:34.750
93	4.564	1:35.109
29	5.863	1:35.899
77	6.174	1:35.817
2	13.512	1:37.276
111	14.612	1:38.768
27	15.482	1:37.605
4	19.424	1:38.986
8	27.748	1:42.764
26	28.544	1:42.781
171	32.271	1:43.443
89	46.186	1:49.736

#### LAP 4 @ 17:29:49.605

NO	BEHIND	LAP TIME
95		1:34.218
34	0.471	1:34.001
6	1.038	1:34.064
84	1.214	1:33.870
93	5.462	1:35.116
29	6.447	1:34.802

77	6.867	1:34.911
2	16.180	1:36.886
111	18.770	1:38.376
27	19.419	1:38.155
4	23.412	1:38.206
8	36.474	1:42.944
26	37.623	1:43.297
171	41.998	1:43.945

#### LAP 5 @ 17:31:24.009

NO	BEHIND	LAP TIME
95		1:34.404
34	0.226	1:34.159
6	0.655	1:34.021
84	1.087	1:34.277
93	6.482	1:35.424
29	7.079	1:35.036
77	7.574	1:35.111
2	18.571	1:36.795
111	22.342	1:37.976
27	23.232	1:38.217
4	27.859	1:38.851
8	44.689	1:42.619
171	50.476	1:42.882
26	51.968	1:48.749

#### LAP 6 @ 17:32:58.337

NO	BEHIND	LAP TIME
95		1:34.328
34	0.363	1:34.465
6	0.757	1:34.430
84	1.160	1:34.401
93	7.220	1:35.066
29	7.760	1:35.009
77	8.204	1:34.958
2	21.365	1:37.122
111	25.817	1:37.803
27	26.417	1:37.513
4	34.392	1:40.861
8	52.594	1:42.233
171	59.356	1:43.208

#### LAP 7 @ 17:34:32.519

NO	BEHIND	LAP TIME
95		1:34.182
34	0.520	1:34.339
6	0.944	1:34.369
84	1.195	1:34.217
93	8.160	1:35.122
77	9.244	1:35.222
29	9.441	1:35.863
2	24.782	1:37.599
111	30.297	1:38.662
27	30.706	1:38.471
4	40.632	1:40.422
8	1:01.535	1:43.123
171	1:08.582	1:43.408

#### LAP 8 @ 17:36:06.991

NO	BEHIND	LAP TIME
95		1:34.472
34	0.399	1:34.351
6	0.840	1:34.368

84	1.111	1:34.388
77	10.302	1:35.530
29	10.659	1:35.690
93	10.784	1:37.096
2	27.640	1:37.330
111	34.737	1:38.912
27	35.147	1:38.913
4	47.184	1:41.024
8	1:10.322	1:43.259
171	1:17.132	1:43.022

#### LAP 9 @ 17:37:41.151

NO	BEHIND	LAP TIME
95		1:34.160
34	0.407	1:34.168
6	0.895	1:34.215
84	1.196	1:34.245
77	10.426	1:34.284
29	10.720	1:34.221
93	13.517	1:36.893
2	31.361	1:37.881
111	39.424	1:38.847
27	39.896	1:38.909
4	54.204	1:41.180
8	1:19.509	1:43.347
171	1:26.272	1:43.300

#### LAP 10 @ 17:39:15.464

NO	BEHIND	LAP TIME
95		1:34.313
34	0.289	1:34.195
6	0.856	1:34.274
84	1.603	1:34.720
77	10.328	1:34.215
29	10.796	1:34.389
93	15.745	1:36.541
2	34.893	1:37.845
27	43.908	1:38.325
111	45.080	1:39.969
4	1:02.356	1:42.465
8	1:28.746	1:43.550
171	1:34.353	1:42.394



# International Sidecar Revival Meeting @ Cadwell Park

## British Sidecar Championship

### RACE 8 - POSITION CHART

No	Name	Lap											
		Pos	1	2	3	4	5	6	7	8	9	10	
34	S.CHRISTIE / T.CHRIS	1	95	95	95	95	95	95	95	95	95	95	95
95	BLACKSTOCK / ROSN	2	34	34	34	34	34	34	34	34	34	34	34
6	ELLIS / CLEMENT	3	84	84	6	6	6	6	6	6	6	6	6
84	S.LAIDLAW / J.LAIDLAW	4	6	6	84	84	84	84	84	84	84	84	84
29	KERSHAW / CHARLW	5	93	93	93	93	93	93	93	93	77	77	77
93	G.HOLDEN / LAWREN	6	29	29	29	29	29	29	77	29	29	29	29
77	REEVES / WILKES	7	77	77	77	77	77	77	29	93	93	93	93
2	J.HOLDEN / CONIL	8	111	111	2	2	2	2	2	2	2	2	2
27	P.KIRBY / T.KIRBY	9	27	2	111	111	111	111	111	111	111	111	27
4	PEACH / EDWARDS	10	2	27	27	27	27	27	27	27	27	27	111
111	CABLE / RICHARDSON	11	17	4	4	4	4	4	4	4	4	4	4
17	CLARKE / ENSOR	12	4	8	8	8	8	8	8	8	8	8	8
8	BELL / COLBROOK	13	8	26	26	26	171	171	171	171	171	171	171
26	ATKINSON / MIDDLET	14	26	171	171	171	26						
89	C.HAUXWELL / K.HAU	15	171	89	89								
171	POTTINGER / DODDS	16	89										

# International Sidecar Revival Meeting @ Cadwell Park

## British Sidecar Championship

### RACE 8 - SECTOR ANALYSIS



SECTOR 1 = FL to I1, SECTOR 2 = I1 to FL, DIFF = Difference To Personal Best Lap, P = Crossed Finish Line in Pit Lane, D = Time Disallowed

P1 95 GP		BLACKSTOCK / ROSNEY		LCR Yamaha - Dave Holden Racing			
IDEAL LAP TIME : 1:33.770		BEST LAP TIME : 1:33.871		DIFFERENCE : 0.101			
LAP	SECTOR 1	SECTOR 2	LAP TIME	MPH	DIFF	TIME OF DAY	
1 -		40.213	1:41.745	77.13	7.874	17:25:06.798	
2 -	54.684	40.034	1:34.718	82.85	0.847	17:26:41.516	
3 -	54.294	<b>39.577</b>	<b>1:33.871 (1)</b>	<b>83.60</b>		<b>17:28:15.387</b>	
4 -	54.533	39.685	1:34.218	83.29	0.347	17:29:49.605	
5 -	54.519	39.885	1:34.404	83.13	0.533	17:31:24.009	
6 -	54.484	39.844	1:34.328	83.19	0.457	17:32:58.337	
7 -	54.380	39.802	1:34.182 (3)	83.32	0.311	17:34:32.519	
8 -	54.327	40.145	1:34.472	83.07	0.601	17:36:06.991	
9 -	<b>54.193</b>	39.967	1:34.160 (2)	83.34	0.289	17:37:41.151	
10 -	54.360	39.953	1:34.313	83.21	0.442	17:39:15.464	

P2 34 GP		S.CHIRSTIE / T.CHIRSTIE		LCR Yamaha - Christie Engineering Services			
IDEAL LAP TIME : 1:33.811		BEST LAP TIME : 1:34.001		DIFFERENCE : 0.190			
LAP	SECTOR 1	SECTOR 2	LAP TIME	MPH	DIFF	TIME OF DAY	
1 -		40.158	1:42.199	76.79	8.198	17:25:07.252	
2 -	54.660	40.053	1:34.713	82.86	0.712	17:26:41.965	
3 -	54.321	<b>39.789</b>	1:34.110 (2)	83.39	0.109	17:28:16.075	
4 -	54.075	39.926	<b>1:34.001 (1)</b>	<b>83.48</b>		<b>17:29:50.076</b>	
5 -	54.198	39.961	1:34.159 (3)	83.34	0.158	17:31:24.235	
6 -	54.482	39.983	1:34.465	83.07	0.464	17:32:58.700	
7 -	54.110	40.229	1:34.339	83.19	0.338	17:34:33.039	
8 -	54.140	40.211	1:34.351	83.17	0.350	17:36:07.390	
9 -	<b>54.022</b>	40.146	1:34.168	83.34	0.167	17:37:41.558	
10 -	54.106	40.089	1:34.195	83.31	0.194	17:39:15.753	

P3 6 GP		ELLIS / CLEMENT		LCR Yamaha - Brooklands Sand & Aggregates			
IDEAL LAP TIME : 1:33.520		BEST LAP TIME : 1:33.902		DIFFERENCE : 0.382			
LAP	SECTOR 1	SECTOR 2	LAP TIME	MPH	DIFF	TIME OF DAY	
1 -		40.079	1:42.828	76.32	8.926	17:25:07.881	
2 -	54.770	40.026	1:34.796	82.78	0.894	17:26:42.677	
3 -	54.352	<b>39.550</b>	<b>1:33.902 (1)</b>	<b>83.57</b>		<b>17:28:16.579</b>	
4 -	<b>53.970</b>	40.094	1:34.064 (3)	83.43	0.162	17:29:50.643	
5 -	54.171	39.850	1:34.021 (2)	83.47	0.119	17:31:24.664	
6 -	54.526	39.904	1:34.430	83.10	0.528	17:32:59.094	
7 -	54.249	40.120	1:34.369	83.16	0.467	17:34:33.463	
8 -	54.121	40.247	1:34.368	83.16	0.466	17:36:07.831	
9 -	54.290	39.925	1:34.215	83.29	0.313	17:37:42.046	
10 -	54.163	40.111	1:34.274	83.24	0.372	17:39:16.320	

P4 84 CUP		S.LAIDLAW / J.LAIDLAW		LCR Yamaha - Marin Motorsports			
IDEAL LAP TIME : 1:33.779		BEST LAP TIME : 1:33.870		DIFFERENCE : 0.091			
LAP	SECTOR 1	SECTOR 2	LAP TIME	MPH	DIFF	TIME OF DAY	
1 -		40.094	1:42.462	76.59	8.592	17:25:07.515	
2 -	54.855	39.829	1:34.684	82.88	0.814	17:26:42.199	
3 -	55.084	39.666	1:34.750	82.82	0.880	17:28:16.949	
4 -	54.276	<b>39.594</b>	<b>1:33.870 (1)</b>	<b>83.60</b>		<b>17:29:50.819</b>	
5 -	54.485	39.792	1:34.277	83.24	0.407	17:31:25.096	
6 -	54.355	40.046	1:34.401	83.13	0.531	17:32:59.497	
7 -	54.194	40.023	1:34.217 (2)	83.29	0.347	17:34:33.714	
8 -	54.308	40.080	1:34.388	83.14	0.518	17:36:08.102	
9 -	54.318	39.927	1:34.245 (3)	83.27	0.375	17:37:42.347	
10 -	<b>54.185</b>	40.535	1:34.720	82.85	0.850	17:39:17.067	

# International Sidecar Revival Meeting @ Cadwell Park

## British Sidecar Championship

### RACE 8 - SECTOR ANALYSIS



SECTOR 1 = FL to I1, SECTOR 2 = I1 to FL, DIFF = Difference To Personal Best Lap, P = Crossed Finish Line in Pit Lane, D = Time Disallowed

<b>P5 77 GP REEVES / WILKES</b>		Adolf RS Yamaha - Bonovo Action / Rich Energy				
IDEAL LAP TIME : 1:33.929		BEST LAP TIME : 1:34.215		DIFFERENCE : 0.286		
LAP	SECTOR 1	SECTOR 2	LAP TIME	MPH	DIFF	TIME OF DAY
1 -		40.887	1:45.192	74.60	10.977	17:25:10.245
2 -	54.886	40.613	1:35.499	82.17	1.284	17:26:45.744
3 -	54.736	41.081	1:35.817	81.90	1.602	17:28:21.561
4 -	54.894	40.017	1:34.911 (3)	82.68	0.696	17:29:56.472
5 -	54.694	40.417	1:35.111	82.51	0.896	17:31:31.583
6 -	<b>54.300</b>	40.658	1:34.958	82.64	0.743	17:33:06.541
7 -	54.525	40.697	1:35.222	82.41	1.007	17:34:41.763
8 -	54.534	40.996	1:35.530	82.15	1.315	17:36:17.293
9 -	54.488	39.796	1:34.284 (2)	83.23	0.069	17:37:51.577
10 -	54.586	<b>39.629</b>	<b>1:34.215 (1)</b>	<b>83.29</b>		<b>17:39:25.792</b>

<b>P6 29 GP KERSHAW / CHARLWOOD</b>		LCR Yamaha - Quattro Group				
IDEAL LAP TIME : 1:34.160		BEST LAP TIME : 1:34.221		DIFFERENCE : 0.061		
LAP	SECTOR 1	SECTOR 2	LAP TIME	MPH	DIFF	TIME OF DAY
1 -		40.691	1:44.541	75.07	10.320	17:25:09.594
2 -	55.142	40.615	1:35.757	81.95	1.536	17:26:45.351
3 -	54.713	41.186	1:35.899	81.83	1.678	17:28:21.250
4 -	54.722	40.080	1:34.802 (3)	82.78	0.581	17:29:56.052
5 -	54.580	40.456	1:35.036	82.57	0.815	17:31:31.088
6 -	<b>54.393</b>	40.616	1:35.009	82.60	0.788	17:33:06.097
7 -	54.562	41.301	1:35.863	81.86	1.642	17:34:41.960
8 -	54.766	40.924	1:35.690	82.01	1.469	17:36:17.650
9 -	54.454	<b>39.767</b>	<b>1:34.221 (1)</b>	<b>83.29</b>		<b>17:37:51.871</b>
10 -	54.613	39.776	1:34.389 (2)	83.14	0.168	17:39:26.260

<b>P7 93 GP G.HOLDEN / LAWRENCE</b>		LCR Kawasaki - Holden Racing				
IDEAL LAP TIME : 1:34.933		BEST LAP TIME : 1:35.066		DIFFERENCE : 0.133		
LAP	SECTOR 1	SECTOR 2	LAP TIME	MPH	DIFF	TIME OF DAY
1 -		40.558	1:44.221	75.30	9.155	17:25:09.274
2 -	55.165	40.403	1:35.568	82.12	0.502	17:26:44.842
3 -	54.867	40.242	1:35.109 (2)	82.51	0.043	17:28:19.951
4 -	54.956	<b>40.160</b>	1:35.116 (3)	82.51	0.050	17:29:55.067
5 -	55.065	40.359	1:35.424	82.24	0.358	17:31:30.491
6 -	<b>54.773</b>	40.293	<b>1:35.066 (1)</b>	<b>82.55</b>		<b>17:33:05.557</b>
7 -	54.839	40.283	1:35.122	82.50	0.056	17:34:40.679
8 -	55.275	41.821	1:37.096	80.82	2.030	17:36:17.775
9 -	56.397	40.496	1:36.893	80.99	1.827	17:37:54.668
10 -	55.729	40.812	1:36.541	81.29	1.475	17:39:31.209

<b>P8 2 GP J.HOLDEN / CONIL</b>		LCR Yamaha - John Holden Racing				
IDEAL LAP TIME : 1:36.518		BEST LAP TIME : 1:36.795		DIFFERENCE : 0.277		
LAP	SECTOR 1	SECTOR 2	LAP TIME	MPH	DIFF	TIME OF DAY
1 -		41.738	1:48.345	72.43	11.550	17:25:13.398
2 -	56.453	41.772	1:38.225	79.89	1.430	17:26:51.623
3 -	55.746	41.530	1:37.276	80.67	0.481	17:28:28.899
4 -	<b>55.544</b>	41.342	1:36.886 (2)	81.00	0.091	17:30:05.785
5 -	55.821	<b>40.974</b>	<b>1:36.795 (1)</b>	<b>81.07</b>		<b>17:31:42.580</b>
6 -	55.554	41.568	1:37.122 (3)	80.80	0.327	17:33:19.702
7 -	56.024	41.575	1:37.599	80.41	0.804	17:34:57.301
8 -	56.010	41.320	1:37.330	80.63	0.535	17:36:34.631
9 -	56.244	41.637	1:37.881	80.17	1.086	17:38:12.512
10 -	56.098	41.747	1:37.845	80.20	1.050	17:39:50.357

# International Sidecar Revival Meeting @ Cadwell Park

## British Sidecar Championship

### RACE 8 - SECTOR ANALYSIS



SECTOR 1 = FL to I1, SECTOR 2 = I1 to FL, DIFF = Difference To Personal Best Lap, P = Crossed Finish Line in Pit Lane, D = Time Disallowed

<b>P9 27 CUP</b>		<b>P.KIRBY / T.KIRBY</b>		Adolf RS Yamaha - KRT Racing		
IDEAL LAP TIME : 1:37.454		BEST LAP TIME : 1:37.513		DIFFERENCE : 0.059		
LAP	SECTOR 1	SECTOR 2	LAP TIME	MPH	DIFF	TIME OF DAY
1 -		41.648	1:47.845	72.77	10.332	17:25:12.898
2 -	57.315	43.051	1:40.366	78.19	2.853	17:26:53.264
3 -	56.177	41.428	1:37.605 (2)	80.40	0.092	17:28:30.869
4 -	56.319	41.836	1:38.155 (3)	79.95	0.642	17:30:09.024
5 -	56.250	41.967	1:38.217	79.90	0.704	17:31:47.241
6 -	<b>56.058</b>	41.455	<b>1:37.513 (1)</b>	<b>80.48</b>		<b>17:33:24.754</b>
7 -	56.650	41.821	1:38.471	79.69	0.958	17:35:03.225
8 -	56.727	42.186	1:38.913	79.34	1.400	17:36:42.138
9 -	56.930	41.979	1:38.909	79.34	1.396	17:38:21.047
10 -	56.929	<b>41.396</b>	1:38.325	79.81	0.812	17:39:59.372

<b>P10 111 GP</b>		<b>CABLE / RICHARDSON</b>		LCR Yamaha - L&W Racing		
IDEAL LAP TIME : 1:37.778		BEST LAP TIME : 1:37.803		DIFFERENCE : 0.025		
LAP	SECTOR 1	SECTOR 2	LAP TIME	MPH	DIFF	TIME OF DAY
1 -		41.800	1:47.575	72.95	9.772	17:25:12.628
2 -	56.675	41.928	1:38.603	79.59	0.800	17:26:51.231
3 -	56.979	41.789	1:38.768	79.45	0.965	17:28:29.999
4 -	56.432	41.944	1:38.376 (3)	79.77	0.573	17:30:08.375
5 -	<b>56.181</b>	41.795	1:37.976 (2)	80.10	0.173	17:31:46.351
6 -	56.206	<b>41.597</b>	<b>1:37.803 (1)</b>	<b>80.24</b>		<b>17:33:24.154</b>
7 -	56.648	42.014	1:38.662	79.54	0.859	17:35:02.816
8 -	56.809	42.103	1:38.912	79.34	1.109	17:36:41.728
9 -	56.978	41.869	1:38.847	79.39	1.044	17:38:20.575
10 -	57.985	41.984	1:39.969	78.50	2.166	17:40:00.544

<b>P11 4 CUP</b>		<b>PEACH / EDWARDS</b>		LCR Yamaha - Life Safety Motorsport		
IDEAL LAP TIME : 1:38.206		BEST LAP TIME : 1:38.206		DIFFERENCE : 0.000		
LAP	SECTOR 1	SECTOR 2	LAP TIME	MPH	DIFF	TIME OF DAY
1 -		42.302	1:49.914	71.40	11.708	17:25:14.967
2 -	58.972	41.886	1:40.858	77.81	2.652	17:26:55.825
3 -	57.494	41.492	1:38.986 (3)	79.28	0.780	17:28:34.811
4 -	<b>57.033</b>	<b>41.173</b>	<b>1:38.206 (1)</b>	<b>79.91</b>		<b>17:30:13.017</b>
5 -	57.275	41.576	1:38.851 (2)	79.39	0.645	17:31:51.868
6 -	57.866	42.995	1:40.861	77.81	2.655	17:33:32.729
7 -	58.110	42.312	1:40.422	78.15	2.216	17:35:13.151
8 -	57.875	43.149	1:41.024	77.68	2.818	17:36:54.175
9 -	58.237	42.943	1:41.180	77.56	2.974	17:38:35.355
10 -	59.136	43.329	1:42.465	76.59	4.259	17:40:17.820

<b>P12 8 CUP</b>		<b>BELL / COLBROOK</b>		Ryde Yamaha - Marin Motorsports		
IDEAL LAP TIME : 1:42.233		BEST LAP TIME : 1:42.233		DIFFERENCE : 0.000		
LAP	SECTOR 1	SECTOR 2	LAP TIME	MPH	DIFF	TIME OF DAY
1 -		43.438	1:52.337	69.86	10.104	17:25:17.390
2 -	1:00.110	42.871	1:42.981	76.20	0.748	17:27:00.371
3 -	59.793	42.971	1:42.764 (3)	76.36	0.531	17:28:43.135
4 -	1:00.018	42.926	1:42.944	76.23	0.711	17:30:26.079
5 -	59.647	42.972	1:42.619 (2)	76.47	0.386	17:32:08.698
6 -	<b>59.384</b>	<b>42.849</b>	<b>1:42.233 (1)</b>	<b>76.76</b>		<b>17:33:50.931</b>
7 -	59.676	43.447	1:43.123	76.10	0.890	17:35:34.054
8 -	59.748	43.511	1:43.259	76.00	1.026	17:37:17.313
9 -	59.795	43.552	1:43.347	75.93	1.114	17:39:00.660
10 -	59.989	43.561	1:43.550	75.79	1.317	17:40:44.210

# International Sidecar Revival Meeting @ Cadwell Park

## British Sidecar Championship

### RACE 8 - SECTOR ANALYSIS



SECTOR 1 = FL to I1, SECTOR 2 = I1 to FL, DIFF = Difference To Personal Best Lap, P = Crossed Finish Line in Pit Lane, D = Time Disallowed

P13 171 CUP		POTTINGER / DODDS		LCR Yamaha - GB Precision / Opal Lazer			
IDEAL LAP TIME : 1:42.394		BEST LAP TIME : 1:42.394		DIFFERENCE : 0.000			
LAP	SECTOR 1	SECTOR 2	LAP TIME	MPH	DIFF	TIME OF DAY	
1 -		43.965	1:55.366	68.02	12.972	17:25:20.419	
2 -	1:00.014	43.782	1:43.796	75.61	1.402	17:27:04.215	
3 -	1:00.112	43.331	1:43.443	75.86	1.049	17:28:47.658	
4 -	1:00.382	43.563	1:43.945	75.50	1.551	17:30:31.603	
5 -	59.723	43.159	1:42.882 (2)	76.28	0.488	17:32:14.485	
6 -	59.661	43.547	1:43.208	76.04	0.814	17:33:57.693	
7 -	1:00.062	43.346	1:43.408	75.89	1.014	17:35:41.101	
8 -	59.733	43.289	1:43.022 (3)	76.17	0.628	17:37:24.123	
9 -	59.794	43.506	1:43.300	75.97	0.906	17:39:07.423	
10 -	59.435	42.959	1:42.394 (1)	76.64		17:40:49.817	

P14 26 CUP		ATKINSON / MIDDLETON		Adolf RS Yamaha - Mecsia / RAF Engineering			
IDEAL LAP TIME : 1:42.628		BEST LAP TIME : 1:42.781		DIFFERENCE : 0.153			
LAP	SECTOR 1	SECTOR 2	LAP TIME	MPH	DIFF	TIME OF DAY	
1 -		43.917	1:53.314	69.25	10.533	17:25:18.367	
2 -	59.465	43.318	1:42.783 (2)	76.35	0.002	17:27:01.150	
3 -	59.310	43.471	1:42.781 (1)	76.35		17:28:43.931	
4 -	59.522	43.775	1:43.297 (3)	75.97	0.516	17:30:27.228	
5 -	59.691	49.058	1:48.749	72.16	5.968	17:32:15.977	

P15 89 CUP		C.HAUXWELL / K.HAUXWELL		Adolf RS Yamaha - Haz Beanz / CJK Racing			
IDEAL LAP TIME : 1:48.645		BEST LAP TIME : 1:49.530		DIFFERENCE : 0.885			
LAP	SECTOR 1	SECTOR 2	LAP TIME	MPH	DIFF	TIME OF DAY	
1 -		45.130	1:57.254	66.93	7.724	17:25:22.307	
2 -	1:03.515	46.015	1:49.530 (1)	71.65		17:27:11.837	
3 -	1:04.039	45.697	1:49.736 (2)	71.51	0.206	17:29:01.573	

P16 17 CUP		CLARKE / ENSOR		LCR Honda - Centurion Packaging / Finline Sealants / CYB Fib			
IDEAL LAP TIME :		BEST LAP TIME :		DIFFERENCE :			
LAP	SECTOR 1	SECTOR 2	LAP TIME	MPH	DIFF	TIME OF DAY	
1 -		42.202	1:49.310	71.79		17:25:14.363	

# International Sidecar Revival Meeting @ Cadwell Park

## British Sidecar Championship

### RACE 8 - BEST SECTORS

SECTOR 1			SECTOR 2			IDEAL / BEST COMPARISON						
POS	NO	NAME	TIME	NO	NAME	TIME	POS	NO	NAME	IDEAL	BEST	DIFF
									<b>PERFECT LAP</b>	<b>1:33.520</b>		
1	6	ELLIS / CLEMENT	<b>53.970</b>	6	ELLIS / CLEMENT	<b>39.550</b>	1	6	ELLIS / CLEMENT	1:33.520	1:33.902	<b>0.382</b>
2	34	S.CHRESTIE / T.CHRESTIE	<b>54.022</b>	95	BLACKSTOCK / ROSNEY	<b>39.577</b>	2	95	BLACKSTOCK / ROSNEY	1:33.770	1:33.871	<b>0.101</b>
3	84	S.LAIDLLOW / J.LAIDLLOW	<b>54.185</b>	84	S.LAIDLLOW / J.LAIDLLOW	<b>39.594</b>	3	84	S.LAIDLLOW / J.LAIDLLOW	1:33.779	1:33.870	<b>0.091</b>
4	95	BLACKSTOCK / ROSNEY	<b>54.193</b>	77	REEVES / WILKES	<b>39.629</b>	4	34	S.CHRESTIE / T.CHRESTIE	1:33.811	1:34.001	<b>0.190</b>
5	77	REEVES / WILKES	<b>54.300</b>	29	KERSHAW / CHARLWOOD	<b>39.767</b>	5	77	REEVES / WILKES	1:33.929	1:34.215	<b>0.286</b>
6	29	KERSHAW / CHARLWOOD	<b>54.393</b>	34	S.CHRESTIE / T.CHRESTIE	<b>39.789</b>	6	29	KERSHAW / CHARLWOOD	1:34.160	1:34.221	<b>0.061</b>
7	93	G.HOLDEN / LAWRENCE	<b>54.773</b>	93	G.HOLDEN / LAWRENCE	<b>40.160</b>	7	93	G.HOLDEN / LAWRENCE	1:34.933	1:35.066	<b>0.133</b>
8	2	J.HOLDEN / CONIL	<b>55.544</b>	2	J.HOLDEN / CONIL	<b>40.974</b>	8	2	J.HOLDEN / CONIL	1:36.518	1:36.795	<b>0.277</b>
9	27	P.KIRBY / T.KIRBY	<b>56.058</b>	4	PEACH / EDWARDS	<b>41.173</b>	9	27	P.KIRBY / T.KIRBY	1:37.454	1:37.513	<b>0.059</b>
10	111	CABLE / RICHARDSON	<b>56.181</b>	27	P.KIRBY / T.KIRBY	<b>41.396</b>	10	111	CABLE / RICHARDSON	1:37.778	1:37.803	<b>0.025</b>
11	4	PEACH / EDWARDS	<b>57.033</b>	111	CABLE / RICHARDSON	<b>41.597</b>	11	4	PEACH / EDWARDS	1:38.206	1:38.206	<b>0.000</b>
12	26	ATKINSON / MIDDLETON	<b>59.310</b>	17	CLARKE / ENSOR	<b>42.202</b>	12	8	BELL / COLBROOK	1:42.233	1:42.233	<b>0.000</b>
13	8	BELL / COLBROOK	<b>59.384</b>	8	BELL / COLBROOK	<b>42.849</b>	13	171	POTTINGER / DODDS	1:42.394	1:42.394	<b>0.000</b>
14	171	POTTINGER / DODDS	<b>59.435</b>	171	POTTINGER / DODDS	<b>42.959</b>	14	26	ATKINSON / MIDDLETON	1:42.628	1:42.781	<b>0.153</b>
15	89	C.HAUXWELL / K.HAUXWELL	<b>1:03.515</b>	26	ATKINSON / MIDDLETON	<b>43.318</b>	15	89	C.HAUXWELL / K.HAUXWELL	1:48.645	1:49.530	<b>0.885</b>
16				89	C.HAUXWELL / K.HAUXWELL	<b>45.130</b>	16	17	CLARKE / ENSOR			

# International Sidecar Revival Meeting @ Cadwell Park

## British Sidecar Championship

### RACE 8 - STATISTICS

**Competitors Started** 16  
**Planned Start** 2024-08-03 @ 16:20:00.000  
**Actual Start** 2024-08-03 @ 17:23:25.052  
**Finish Time** 2024-08-03 @ 17:39:15.463  
**Track Length** 2.1800mi.  
**Total Laps** 139  
**Total Distance Covered** 303.0225mi.

#### Session Fastest Lap History

NO	CL	NAME	LAP TIME	TIME OF DAY	LAP	VEHICLE
95	GP	BLACKSTOCK / ROSNEY	1:34.718	17:26:41.538	2	LCR Yamaha
34	GP	S.CHRISTIE / T.CHRISTIE	1:34.713	17:26:41.985	2	LCR Yamaha
84	CUP	S.LAIDLAW / J.LAIDLAW	1:34.684	17:26:42.218	2	LCR Yamaha
95	GP	BLACKSTOCK / ROSNEY	1:33.871	17:28:15.409	3	LCR Yamaha
84	CUP	S.LAIDLAW / J.LAIDLAW	1:33.870	17:29:50.776	4	LCR Yamaha

#### Session Leader History

NO	CL	NAME	FROM LAP	LAPS LED	DISTANCE	VEHICLE
95	GP	BLACKSTOCK / ROSNEY	1	10	21.80 miles	LCR Yamaha

#### Flag History

TYPE	TIME OF DAY
GREEN	17:23:25.052
FINISH	17:39:15.463

#### Flag Statistics

TYPE	COUNT	TOTAL LAPS	TOTAL TIME
Green	1	10	18:21.992
Red	0	0	0.000
Safety Car	0	0	0.000
FCY	0	0	0.000

# International Sidecar Revival Meeting @ Cadwell Park

## British Sidecar Championship

### RACE 8 - STATISTICS

**CLASS : CUP**

8 Starters

#### Fastest Lap History

NO	NAME	LAP TIME	TIME OF DAY	LAP	VEHICLE
84	S.LAIDLAW / J.LAIDLAW	1:34.684	17:26:42.218	2	LCR Yamaha
84	S.LAIDLAW / J.LAIDLAW	1:33.870	17:29:50.776	4	LCR Yamaha

#### Leader History

NO	NAME	FROM LAP	LAPS LED	DISTANCE	VEHICLE
84	S.LAIDLAW / J.LAIDLAW	1	10	21.80 miles	LCR Yamaha



# International Sidecar Revival Meeting @ Cadwell Park

## British Sidecar Championship

### RACE 8 - STATISTICS

**CLASS : GP**

8 Starters

#### Fastest Lap History

NO	NAME	LAP TIME	TIME OF DAY	LAP	VEHICLE
95	BLACKSTOCK / ROSNEY	1:34.718	17:26:41.538	2	LCR Yamaha
34	S.CHRISTIE / T.CHRISTIE	1:34.713	17:26:41.985	2	LCR Yamaha
95	BLACKSTOCK / ROSNEY	1:33.871	17:28:15.409	3	LCR Yamaha

#### Leader History

NO	NAME	FROM LAP	LAPS LED	DISTANCE	VEHICLE
95	BLACKSTOCK / ROSNEY	1	10	21.80 miles	LCR Yamaha

International Sidecar Revival Meeting @ Cadwell Park



British Sidecar Championship

RACE 6 - GRID (14 Laps)

ROW 10	28	76	PEARSON / RESTALL	1		1	
ROW 9	25	5	BIGGS / SEGERS	26		27	91 WILLIAMS / PITT
ROW 8	22	89	C.HAUHWELL / K.HAUHWELL	1:49.530	23		24 17 CLARKE / ENSOR
ROW 7	19	171	POTTINGER / DODDS	1:42.394	20		21 26 ATKINSON / MIDDLETON
ROW 6	16	4	PEACH / EDWARDS	1:38.206	17		18 8 BELL / COLBROOK
ROW 5	13	27	P.KIRBY / T.KIRBY	1:37.513	14		15 111 CABLE / RICHARDSON
ROW 4	10	93	G.HOLDEN / LAWRENCE	1:35.066	11		12 2 J.HOLDEN / CONIL
ROW 3	7	77	REEVES / WILKES	1:34.215	8		9 29 KERSHAW / CHARLWOOD
ROW 2	4	6	ELLIS / CLEMENT	1:33.902	5		6 34 S.CHRISTIE / T.CHRISTIE
ROW 1	1	84	S.LAIDLAW / J.LAIDLAW	1:33.870	2		3 95 BLACKSTOCK / ROSNEY
			<b>Pole</b>				

These results are provisional until the conclusion of any judicial and technical matters.

Cadwell Park: 2.1800 miles

Clerk Of Course: <i>Tony MacBride</i>	Stewards:	Timekeeper: <i>Richard Evans</i>	
--	-----------	-------------------------------------	--

Results can be found at [www.tsl-timing.com](http://www.tsl-timing.com)

Printed - 17:44 Saturday, 03 August 2024



2024 British Sidecar Championship  
OVERALL RIDERS CHAMPIONSHIP CLASSIFICATION



		TOTAL	GAP	DIFF															Wins	Seconds	Thirds
					1	2	3	4	5	6	7	8	9	10	11	12	13	14			
					13th / 14th April Pembrey			17th - 19th May Donington Park GP		14th - 16th June Knockhill		5th - 7th July Snetterton 300		3rd / 4th August Cadwell Park		13th - 13th October Brands Hatch GP					
1	S. LAIDLLOW / J. LAIDLLOW (LCR Yamaha) - CUP	198.5			22	20	25	18	18	12.5	25	20	20	18				3	1	3	
2	BLACKSTOCK / ROSNEY (LCR Yamaha) - GP	197	1.5		25	25		20	25	11	22	22	22	25				4	4	1	
3	G. HOLDEN / LAWRENCE (LCR Kawasaki) - GP	154	44.5	43	20	18	12	16	16	8	16	18	18	12				0	0	1	
4	KERSHAW / CHARLWOOD & SHARPE (LCR Yamaha) - GP	136	62.5	18				22	20	10	20	25	25	14				2	1	3	
5	BIGGS / SEGERS (LCR Yamaha) - GP	121	77.5	15	18	12	20	8	14	5	14	16	14					0	0	1	
6	P. KIRBY / T. KIRBY (Adolf RS Yamaha) - CUP	100	98.5	21	16	10	22	12	10			12	10	8				0	1	0	
7	J. HOLDEN / GORDON (LCR Yamaha) - GP	81	117.5	19	12	14	8			7		14	16	10				0	0	0	
8	CLARKE / ENSOR (LCR Honda) - CUP	74	124.5	7	10	8	16	10	6		12	6	6					0	0	0	
9	S.CHRISTIE / T.CHRISTIE (LCR Yamaha) - GP	69	129.5	5				25	22					22				1	2	0	
10	ATKINSON / SMITH (Adolf RS Yamaha) - CUP	55	143.5	14	2	6	6	6	5	4	10	8	8					0	0	0	
11	P.BELL / HYDE (LCR Yamaha) - CUP	53	145.5	2				14	12	9	18							0	0	0	
12	R. STEVENS / W. STEVENS (Ryde Yamaha) - CUP	48	150.5	5	14	16	18											0	0	0	
13	WILLIAMS / PITT (LCR Yamaha) - GP	42	156.5	6	6	22	14											0	1	0	
14	CABLE / RICHARDSON (LCR Yamaha) - GP	40	158.5	2				4	8			10	12	6				0	0	0	
15	PEACH / EDWARDS (LCR Yamaha) - CUP	31	167.5	9	4			3	3	6		5	5	5				0	0	0	
16	M.BELL / COLBROOK (Ryde Yamaha) - CUP	21	177.5	10				5	4		8			4				0	0	0	
17	ELLIS / CLEMENT (LCR Yamaha) - GP	20	178.5	1										20				0	0	1	
18	R. CROWE / C. CROWE (LCR Honda) - F2	18	180.5	2	8	10												0	0	0	
19	REEVES / WILKES (Adolf RS Yamaha) - GP	16	182.5	2										16				0	0	0	
20	MOSS / HOPE (LCR Yamaha) - CUP	12	186.5	4	1				1	3	6	1						0	0	0	
21	POTTINGER / DODDS (LCR Yamaha) - CUP	11	187.5	1								4	4	3				0	0	0	
22	PEARSON / RESTALL (LCR Suzuki) - F2	10	188.5	1	4			2	2			2						0	0	0	
23	A. FOUNDS / GIBBONS (LCR Yamaha) - F2	8	190.5	2	3	5												0	0	0	
22	NICOL / CONIL (LCR Yamaha) - CUP	5	193.5	3	5													0	0	0	
23	C.HAUZWELL / K.HAUZWELL (Adolf RS Yamaha) - CUP	4	194.5	1				1				3						0	0	0	

2024 British Sidecar Championship  
GP RIDERS CHAMPIONSHIP CLASSIFICATION



	TOTAL	GAP	DIFF	13th / 14th April Pembrey			17th - 19th May Dorington Park GP		14th - 16th June Knockhill		5th - 7th July Snetterton 300		3rd / 4th August Cadwell Park		11th - 13th October Brands Hatch GP		Wins	Seconds	Thirds
				1	2	3	4	5	6	7	8	9	10	11	12	13			
1	BLACKSTOCK / ROSNEY (LCR Yamaha)	201.5															6	2	1
2	G. HOLDEN / LAWRENCE (LCR Kawasaki)	182	19.5														0	1	6
3	BIGGS / SEGERS (LCR Yamaha)	153	48.5	29													1	0	1
4	KERSHAW / CHARLWOOD & SHARPE (LCR Yamaha)	141	60.5	12													2	3	1
5	J. HOLDEN / GORDON (LCR Yamaha)	109	92.5	32	18	18	18			9		16	18	12			0	0	0
6	S.CHRISTIE / T.CHRISTIE (LCR Yamaha)	69	132.5	40				25	22					22			1	2	0
7	CABLE / RICHARDSON (LCR Yamaha)	66	135.5	3				14	14			14	14	10			0	0	0
8	WILLIAMS / PITT (LCR Yamaha)	60	141.5	6	16	22	22										0	2	0
9	ELLIS / CLEMENT (LCR Yamaha)	20	181.5	40										20			0	0	1
10	REEVES / WILKES (Adolf RS Yamaha)	18	183.5	2										18			0	0	0

2024 British Sidecar Championship  
CUP RIDERS CHAMPIONSHIP CLASSIFICATION



		TOTAL	GAP	DIFF	13th / 14th April Pembrey		17th - 19th May Donington Park GP		14th - 16th June Knockhill		5th - 7th July Snetterton 300		3rd / 4th August Cadwell Park		13th - 14th October Brands Hatch GP		Wins	Seconds	Thirds	
					1	2	3	4	5	6	7	8	9	10	11	12				13
1	S. LAIDLAW / J. LAIDLAW (LCR Yamaha)	237.5			25	25	25	25	25	12.5	25	25	25	25				10	0	0
2	P. KIRBY / T. KIRBY (Adolf RS Yamaha)	170	67.5		22	20	22	20	20			22	22	22				0	5	3
3	CLARKE / ENSOR (LCR Honda)	146	91.5	24	18	18	18	18	18	20	18	18						0	0	1
4	ATKINSON / SMITH (Adolf RS Yamaha)	143	94.5	3	12	16	16	16	16	9	18	20	20					0	0	2
5	PEACH / EDWARDS (LCR Yamaha)	100	137.5	43	14			12	12	10		16	16	20				0	0	2
6	P.BELL / HYDE (LCR Yamaha)	77	160.5	23				22	22	11	22							0	4	0
7	R. STEVENS / W. STEVENS (Ryde Yamaha)	62	175.5	15	20	22	20											0	1	2
8	M.BELL / COLBROOK (LCR Yamaha)	62	175.5	0				14	14		16			18				0	0	0
9	MOSS / HOPE (LCR Yamaha)	52	185.5	10	10			10		8	14	10						0	0	0
10	POTTINGER / DODDS (LCR Yamaha)	44	193.5	8								14	14	16				0	0	0
11	C.HAUXWELL / K.HAUXWELL (Adolf RS Yamaha)	22	215.5	22				10				12						0	0	0

# International Sidecar Revival Meeting @ Cadwell Park



## British Sidecar Championship

### WARM UP - CLASSIFICATION

POS	NO	CL	PIC	NAME	ENTRY	TIME	ON	LAPS	GAP	DIFF	MPH
1	34	GP	1	S.CHRISTIE / T.CHRISTIE	LCR Yamaha - Christie Engineering Services	1:34.190	4	4			83.32
2	29	GP	2	KERSHAW / CHARLWOOD	LCR Yamaha - Quattro Group	1:34.521	5	6	0.331	0.331	83.02
3	95	GP	3	BLACKSTOCK / ROSNEY	LCR Yamaha - Dave Holden Racing	1:35.091	4	4	0.901	0.570	82.53
4	84	CUP	1	S.LAIDLLOW / J.LAIDLLOW	LCR Yamaha - Marin Motorsports	1:35.306	4	4	1.116	0.215	82.34
5	77	GP	4	REEVES / WILKES	Adolf RS Yamaha - Bonovo Action / Rich Energy	1:36.024	3	3	1.834	0.718	81.73
6	93*	GP	5	G.HOLDEN / LAWRENCE	LCR Kawasaki - Holden Racing	1:36.151	6	6	1.961	0.127	81.62
7	6	GP	6	ELLIS / CLEMENT	LCR Yamaha - Brooklands Sand & Aggregates	1:36.577	3	3	2.387	0.426	81.26
8	2	GP	7	J.HOLDEN / CONIL	LCR Yamaha - John Holden Racing	1:37.315	4	6	3.125	0.738	80.64
9	27	CUP	2	P.KIRBY / T.KIRBY	Adolf RS Yamaha - KRT Racing	1:37.867	4	6	3.677	0.552	80.19
10	5	GP	8	BIGGS / SEGERS	LCR Yamaha - Express Tyre Service/Santander Salt	1:39.421	4	5	5.231	1.554	78.93
11	26	CUP	3	ATKINSON / MIDDLETON	Adolf RS Yamaha - Mecsis / RAF Engineering	1:41.356	6	6	7.166	1.935	77.43
12	8	CUP	4	BELL / COLBROOK	Ryde Yamaha - Marin Motorsports	1:41.717	4	4	7.527	0.361	77.15
13	111	GP	9	CABLE / RICHARDSON	LCR Yamaha - L&W Racing	1:42.119	2	2	7.929	0.402	76.85
14	17	CUP	5	CLARKE / ENSOR	LCR Honda - Centurion Packaging / Finline Sealants /	1:42.169	2	2	7.979	0.050	76.81
15	76	F2	1	PEARSON / RESTALL	LCR Suzuki - Direct Commercials / ABS Racing	1:49.015	1	1	14.825	6.846	71.99

#### Comments:

#93 - No working transponder, please fix for racing.

Weather / Track : Bright / Dry

Date: 04/08/2024 Start: 09:39 Finish: 09:50

These results are provisional until the conclusion of any judicial and technical matters.

Cadwell Park: 2.1800 miles

Clerk Of Course:

*Tony MacBride*

Stewards:

Timekeeper:

*Richard Evans*



Results can be found at [www.tsl-timing.com](http://www.tsl-timing.com)

Printed - 09:52 Sunday, 04 August 2024



# International Sidecar Revival Meeting @ Cadwell Park

## British Sidecar Championship

### WARM UP - SECTOR ANALYSIS



SECTOR 1 = FL to I1, SECTOR 2 = I1 to FL, DIFF = Difference To Personal Best Lap, P = Crossed Finish Line in Pit Lane, D = Time Disallowed

P1 34 GP		S.CHRISTIE / T.CHRISTIE		LCR Yamaha - Christie Engineering Services			
IDEAL LAP TIME : 1:34.078		BEST LAP TIME : 1:34.190		DIFFERENCE : 0.112			
LAP	SECTOR 1	SECTOR 2	LAP TIME	MPH	DIFF	TIME OF DAY	
1 -	1:02.466	42.927	1:45.393	74.46	11.203	09:42:10.664	
2 -	56.182	40.410	1:36.592 (3)	81.24	2.402	09:43:47.256	
3 -	54.764	<b>39.738</b>	1:34.502 (2)	83.04	0.312	09:45:21.758	
4 -	54.359	39.831	<b>1:34.190 (1)</b>	<b>83.32</b>		<b>09:46:55.948</b>	

P2 29 GP		KERSHAW / CHARLWOOD		LCR Yamaha - Quattro Group			
IDEAL LAP TIME : 1:34.048		BEST LAP TIME : 1:34.521		DIFFERENCE : 0.473			
LAP	SECTOR 1	SECTOR 2	LAP TIME	MPH	DIFF	TIME OF DAY	
1 -	1:01.112	41.941	1:43.053	76.15	8.532	09:42:37.469	
2 -	56.627	41.593	1:38.220	79.90	3.699	09:44:15.689	
3 -	56.490	41.579	1:38.069	80.02	3.548	09:45:53.758	
4 -	54.934	39.840	1:34.774 (3)	82.80	0.253	09:47:28.532	
5 -	54.802	<b>39.719</b>	<b>1:34.521 (1)</b>	<b>83.02</b>		<b>09:49:03.053</b>	
6 -	<b>54.329</b>	40.295	1:34.624 (2)	82.93	0.103	09:50:37.677	

P3 95 GP		BLACKSTOCK / ROSNEY		LCR Yamaha - Dave Holden Racing			
IDEAL LAP TIME : 1:34.619		BEST LAP TIME : 1:35.091		DIFFERENCE : 0.472			
LAP	SECTOR 1	SECTOR 2	LAP TIME	MPH	DIFF	TIME OF DAY	
1 -	1:02.063	43.870	1:45.933	74.08	10.842	09:42:22.479	
2 -	56.469	45.559	1:42.028 (3)	76.92	6.937	09:44:04.507	
3 -	55.049	<b>40.274</b>	1:35.323 (2)	82.33	0.232	09:45:39.830	
4 -	<b>54.345</b>	40.746	<b>1:35.091 (1)</b>	<b>82.53</b>		<b>09:47:14.921</b>	

P4 84 CUP		S.LAIDLAW / J.LAIDLAW		LCR Yamaha - Marin Motorsports			
IDEAL LAP TIME : 1:34.869		BEST LAP TIME : 1:35.306		DIFFERENCE : 0.437			
LAP	SECTOR 1	SECTOR 2	LAP TIME	MPH	DIFF	TIME OF DAY	
1 -	1:02.914	43.927	1:46.841	73.45	11.535	09:42:18.243	
2 -	59.620	43.066	1:42.686 (3)	76.42	7.380	09:44:00.929	
3 -	57.805	<b>40.699</b>	1:38.504 (2)	79.67	3.198	09:45:39.433	
4 -	<b>54.170</b>	41.136	<b>1:35.306 (1)</b>	<b>82.34</b>		<b>09:47:14.739</b>	

P5 77 GP		REEVES / WILKES		Adolf RS Yamaha - Bonovo Action / Rich Energy			
IDEAL LAP TIME : 1:35.865		BEST LAP TIME : 1:36.024		DIFFERENCE : 0.159			
LAP	SECTOR 1	SECTOR 2	LAP TIME	MPH	DIFF	TIME OF DAY	
1 -	1:02.064	43.574	1:45.638 (3)	74.29	9.614	09:42:19.448	
2 -	58.571	42.695	1:41.266 (2)	77.49	5.242	09:44:00.714	
3 -	55.772	<b>40.252</b>	<b>1:36.024 (1)</b>	<b>81.73</b>		<b>09:45:36.738</b>	

P6 93 GP		G.HOLDEN / LAWRENCE		LCR Kawasaki - Holden Racing			
IDEAL LAP TIME :		BEST LAP TIME : 1:36.151		DIFFERENCE :			
LAP	SECTOR 1	SECTOR 2	LAP TIME	MPH	DIFF	TIME OF DAY	
1 -			1:46.388	73.76	10.237	09:42:13.948	
2 -			1:39.665	78.74	3.514	09:43:53.613	
3 -			1:40.624	77.99	4.473	09:45:34.237	
4 -			1:39.272 (3)	79.05	3.121	09:47:13.509	
5 -			1:38.611 (2)	79.58	2.460	09:48:52.120	
6 -			<b>1:36.151 (1)</b>	<b>81.62</b>		<b>09:50:28.271</b>	

P7 6 GP		ELLIS / CLEMENT		LCR Yamaha - Brooklands Sand & Aggregates			
IDEAL LAP TIME : 1:35.547		BEST LAP TIME : 1:36.577		DIFFERENCE : 1.030			
LAP	SECTOR 1	SECTOR 2	LAP TIME	MPH	DIFF	TIME OF DAY	
1 -	1:02.153	44.028	1:46.181 (3)	73.91	9.604	09:42:18.666	
2 -	57.481	<b>40.716</b>	1:38.197 (2)	79.92	1.620	09:43:56.863	
3 -	<b>54.831</b>	41.746	<b>1:36.577 (1)</b>	<b>81.26</b>		<b>09:45:33.440</b>	

# International Sidecar Revival Meeting @ Cadwell Park

## British Sidecar Championship

### WARM UP - SECTOR ANALYSIS



SECTOR 1 = FL to I1, SECTOR 2 = I1 to FL, DIFF = Difference To Personal Best Lap, P = Crossed Finish Line in Pit Lane, D = Time Disallowed

P8		2 GP		J.HOLDEN / CONIL		LCR Yamaha - John Holden Racing	
IDEAL LAP TIME : 1:37.315		BEST LAP TIME : 1:37.315		DIFFERENCE : 0.000			
LAP	SECTOR 1	SECTOR 2	LAP TIME	MPH	DIFF	TIME OF DAY	
1 -	1:02.320	43.780	1:46.100	73.96	8.785	09:42:20.163	
2 -	58.404	43.239	1:41.643	77.21	4.328	09:44:01.806	
3 -	57.442	42.293	1:39.735	78.68	2.420	09:45:41.541	
4 -	<b>55.542</b>	<b>41.773</b>	<b>1:37.315 (1)</b>	<b>80.64</b>		<b>09:47:18.856</b>	
5 -	56.143	43.274	1:39.417 (2)	78.94	2.102	09:48:58.273	
6 -	56.366	43.081	1:39.447 (3)	78.91	2.132	09:50:37.720	

P9		27 CUP		P.KIRBY / T.KIRBY		Adolf RS Yamaha - KRT Racing	
IDEAL LAP TIME : 1:37.374		BEST LAP TIME : 1:37.867		DIFFERENCE : 0.493			
LAP	SECTOR 1	SECTOR 2	LAP TIME	MPH	DIFF	TIME OF DAY	
1 -	1:03.291	44.734	1:48.025	72.65	10.158	09:42:13.798	
2 -	57.966	41.647	1:39.613	78.78	1.746	09:43:53.411	
3 -	57.714	42.169	1:39.883	78.57	2.016	09:45:33.294	
4 -	56.662	<b>41.205</b>	<b>1:37.867 (1)</b>	<b>80.19</b>		<b>09:47:11.161</b>	
5 -	<b>56.169</b>	41.863	1:38.032 (2)	80.05	0.165	09:48:49.193	
6 -	56.845	42.092	1:38.937 (3)	79.32	1.070	09:50:28.130	

P10		5 GP		BIGGS / SEGERS		LCR Yamaha - Express Tyre Service/Santander Salt	
IDEAL LAP TIME : 1:39.201		BEST LAP TIME : 1:39.421		DIFFERENCE : 0.220			
LAP	SECTOR 1	SECTOR 2	LAP TIME	MPH	DIFF	TIME OF DAY	
1 -	1:01.513	43.097	1:44.610	75.02	5.189	09:42:12.662	
2 -	58.076	42.358	1:40.434	78.14	1.013	09:43:53.096	
3 -	57.804	42.027	1:39.831 (3)	78.61	0.410	09:45:32.927	
4 -	57.424	<b>41.997</b>	<b>1:39.421 (1)</b>	<b>78.93</b>		<b>09:47:12.348</b>	
5 -	<b>57.204</b>	42.383	1:39.587 (2)	78.80	0.166	09:48:51.935	

P11		26 CUP		ATKINSON / MIDDLETON		Adolf RS Yamaha - Mecsia / RAF Engineering	
IDEAL LAP TIME : 1:41.356		BEST LAP TIME : 1:41.356		DIFFERENCE : 0.000			
LAP	SECTOR 1	SECTOR 2	LAP TIME	MPH	DIFF	TIME OF DAY	
1 -	1:04.030	45.519	1:49.549	71.63	8.193	09:42:32.767	
2 -	1:01.191	45.001	1:46.192	73.90	4.836	09:44:18.959	
3 -	1:02.304	44.494	1:46.798	73.48	5.442	09:46:05.757	
4 -	59.905	43.241	1:43.146 (3)	76.08	1.790	09:47:48.903	
5 -	58.839	42.783	1:41.622 (2)	77.22	0.266	09:49:30.525	
6 -	<b>58.768</b>	<b>42.588</b>	<b>1:41.356 (1)</b>	<b>77.43</b>		<b>09:51:11.881</b>	

P12		8 CUP		BELL / COLBROOK		Ryde Yamaha - Marin Motorsports	
IDEAL LAP TIME : 1:41.717		BEST LAP TIME : 1:41.717		DIFFERENCE : 0.000			
LAP	SECTOR 1	SECTOR 2	LAP TIME	MPH	DIFF	TIME OF DAY	
1 -	1:04.229	44.712	1:48.941	72.03	7.224	09:42:25.866	
2 -	1:00.536	43.561	1:44.097 (3)	75.39	2.380	09:44:09.963	
3 -	1:00.516	43.243	1:43.759 (2)	75.63	2.042	09:45:53.722	
4 -	<b>59.203</b>	<b>42.514</b>	<b>1:41.717 (1)</b>	<b>77.15</b>		<b>09:47:35.439</b>	

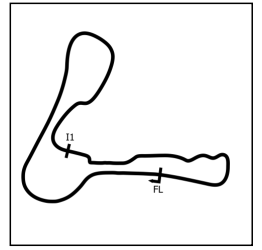
P13		111 GP		CABLE / RICHARDSON		LCR Yamaha - L&W Racing	
IDEAL LAP TIME : 1:42.119		BEST LAP TIME : 1:42.119		DIFFERENCE : 0.000			
LAP	SECTOR 1	SECTOR 2	LAP TIME	MPH	DIFF	TIME OF DAY	
1 -	1:04.176	44.105	1:48.281 (2)	72.47	6.162	09:42:18.065	
2 -	<b>59.504</b>	<b>42.615</b>	<b>1:42.119 (1)</b>	<b>76.85</b>		<b>09:44:00.184</b>	



# International Sidecar Revival Meeting @ Cadwell Park

## British Sidecar Championship

### WARM UP - SECTOR ANALYSIS



SECTOR 1 = FL to I1, SECTOR 2 = I1 to FL, DIFF = Difference To Personal Best Lap, P = Crossed Finish Line in Pit Lane, D = Time Disallowed

<b>P14 17 CUP</b>		<b>CLARKE / ENSOR</b>		LCR Honda - Centurion Packaging / Fineline Sealants / CYB Fib			
IDEAL LAP TIME : 1:40.393		BEST LAP TIME : 1:42.169		DIFFERENCE : 1.776			
LAP	SECTOR 1	SECTOR 2	LAP TIME	MPH	DIFF	TIME OF DAY	
1 -	1:04.946	44.932	1:49.878 (2)	71.42	7.709	09:42:47.550	
2 -	59.856	<b>42.313</b>	<b>1:42.169 (1)</b>	<b>76.81</b>		<b>09:44:29.719</b>	

<b>P15 76 F2</b>		<b>PEARSON / RESTALL</b>		LCR Suzuki - Direct Commercials / ABS Racing			
IDEAL LAP TIME : 1:46.909		BEST LAP TIME : 1:49.015		DIFFERENCE : 2.106			
LAP	SECTOR 1	SECTOR 2	LAP TIME	MPH	DIFF	TIME OF DAY	
1 -	1:03.956	<b>45.059</b>	<b>1:49.015 (1)</b>	<b>71.99</b>		<b>09:42:27.262</b>	

# International Sidecar Revival Meeting @ Cadwell Park

## British Sidecar Championship

### WARM UP - BEST SECTORS

SECTOR 1			SECTOR 2			IDEAL / BEST COMPARISON						
POS	NO	NAME	TIME	NO	NAME	TIME	POS	NO	NAME	IDEAL	BEST	DIFF
									<b>PERFECT LAP</b>	<b>1:33.889</b>		
1	84	S.LAIDLLOW / J.LAIDLLOW	54.170	29	KERSHAW / CHARLWOOD	39.719	1	29	KERSHAW / CHARLWOOD	1:34.048	1:34.521	0.473
2	29	KERSHAW / CHARLWOOD	54.329	34	S.CHRISTIE / T.CHRISTIE	39.738	2	34	S.CHRISTIE / T.CHRISTIE	1:34.078	1:34.190	0.112
3	34	S.CHRISTIE / T.CHRISTIE	54.340	77	REEVES / WILKES	40.252	3	95	BLACKSTOCK / ROSNEY	1:34.619	1:35.091	0.472
4	95	BLACKSTOCK / ROSNEY	54.345	95	BLACKSTOCK / ROSNEY	40.274	4	84	S.LAIDLLOW / J.LAIDLLOW	1:34.869	1:35.306	0.437
5	6	ELLIS / CLEMENT	54.831	84	S.LAIDLLOW / J.LAIDLLOW	40.699	5	6	ELLIS / CLEMENT	1:35.547	1:36.577	1.030
6	2	J.HOLDEN / CONIL	55.542	6	ELLIS / CLEMENT	40.716	6	77	REEVES / WILKES	1:35.865	1:36.024	0.159
7	77	REEVES / WILKES	55.613	27	P.KIRBY / T.KIRBY	41.205	7	2	J.HOLDEN / CONIL	1:37.315	1:37.315	0.000
8	27	P.KIRBY / T.KIRBY	56.169	2	J.HOLDEN / CONIL	41.773	8	27	P.KIRBY / T.KIRBY	1:37.374	1:37.867	0.493
9	5	BIGGS / SEGERS	57.204	5	BIGGS / SEGERS	41.997	9	5	BIGGS / SEGERS	1:39.201	1:39.421	0.220
10	17	CLARKE / ENSOR	58.080	17	CLARKE / ENSOR	42.313	10	17	CLARKE / ENSOR	1:40.393	1:42.169	1.776
11	26	ATKINSON / MIDDLETON	58.768	8	BELL / COLBROOK	42.514	11	26	ATKINSON / MIDDLETON	1:41.356	1:41.356	0.000
12	8	BELL / COLBROOK	59.203	26	ATKINSON / MIDDLETON	42.588	12	8	BELL / COLBROOK	1:41.717	1:41.717	0.000
13	111	CABLE / RICHARDSON	59.504	111	CABLE / RICHARDSON	42.615	13	111	CABLE / RICHARDSON	1:42.119	1:42.119	0.000
14	76	PEARSON / RESTALL	1:01.850	76	PEARSON / RESTALL	45.059	14	76	PEARSON / RESTALL	1:46.909	1:49.015	2.106
15							15	93	G.HOLDEN / LAWRENCE		1:36.151	

# International Sidecar Revival Meeting @ Cadwell Park

## British Sidecar Championship

### WARM UP - STATISTICS

Competitors Started	15
Planned Start	2024-08-04 @ 09:36:00.000
Actual Start	2024-08-04 @ 09:39:52.052
Finish Time	2024-08-04 @ 09:50:25.026
Track Length	2.1800mi.
Total Laps	62
Total Distance Covered	135.1611mi.

### Session Fastest Lap History

NO	CL	NAME	LAP TIME	TIME OF DAY	LAP	VEHICLE
34	GP	S.CHRISTIE / T.CHRISTIE	1:45.393	09:42:10.686	1	LCR Yamaha
5	GP	BIGGS / SEGERS	1:44.610	09:42:12.684	1	LCR Yamaha
29	GP	KERSHAW / CHARLWOOD	1:43.053	09:42:37.491	1	LCR Yamaha
34	GP	S.CHRISTIE / T.CHRISTIE	1:36.592	09:43:47.278	2	LCR Yamaha
34	GP	S.CHRISTIE / T.CHRISTIE	1:34.502	09:45:21.779	3	LCR Yamaha
34	GP	S.CHRISTIE / T.CHRISTIE	1:34.190	09:46:55.969	4	LCR Yamaha

### Flag History

TYPE	TIME OF DAY
GREEN	09:39:52.052
FINISH	09:50:25.026

### Flag Statistics

TYPE	COUNT	TOTAL LAPS	TOTAL TIME
Green	1	6	12:40.284
Red	0	0	0.000
Safety Car	0	0	0.000
FCY	0	0	0.000

# International Sidecar Revival Meeting @ Cadwell Park

## British Sidecar Championship

### WARM UP - STATISTICS

CLASS : CUP

5 Starters

#### Fastest Lap History

NO	NAME	LAP TIME	TIME OF DAY	LAP	VEHICLE
27	P.KIRBY / T.KIRBY	1:48.025	09:42:13.809	1	Adolf RS Yamaha
84	S.LAIDLAW / J.LAIDLAW	1:46.841	09:42:18.199	1	LCR Yamaha
27	P.KIRBY / T.KIRBY	1:39.613	09:43:53.422	2	Adolf RS Yamaha
84	S.LAIDLAW / J.LAIDLAW	1:38.504	09:45:39.453	3	LCR Yamaha
27	P.KIRBY / T.KIRBY	1:37.867	09:47:11.172	4	Adolf RS Yamaha
84	S.LAIDLAW / J.LAIDLAW	1:35.306	09:47:14.759	4	LCR Yamaha

# International Sidecar Revival Meeting @ Cadwell Park

## British Sidecar Championship

### WARM UP - STATISTICS

**CLASS : F2**

1 Starters

#### Fastest Lap History

NO	NAME	LAP TIME	TIME OF DAY	LAP	VEHICLE
76	PEARSON / RESTALL	1:49.015	09:42:27.283	1	LCR Suzuki

# International Sidecar Revival Meeting @ Cadwell Park

## British Sidecar Championship

### WARM UP - STATISTICS

CLASS : GP

9 Starters

#### Fastest Lap History

NO	NAME	LAP TIME	TIME OF DAY	LAP	VEHICLE
34	S.CHRISTIE / T.CHRISTIE	1:45.393	09:42:10.686	1	LCR Yamaha
5	BIGGS / SEGERS	1:44.610	09:42:12.684	1	LCR Yamaha
29	KERSHAW / CHARLWOOD	1:43.053	09:42:37.491	1	LCR Yamaha
34	S.CHRISTIE / T.CHRISTIE	1:36.592	09:43:47.278	2	LCR Yamaha
34	S.CHRISTIE / T.CHRISTIE	1:34.502	09:45:21.779	3	LCR Yamaha
34	S.CHRISTIE / T.CHRISTIE	1:34.190	09:46:55.969	4	LCR Yamaha

# International Sidecar Revival Meeting @ Cadwell Park



## British Sidecar Championship

### RACE 6 - CLASSIFICATION

Race Distance: 14 Laps / 30.52 miles

POS	NO	CL	PIC	NAME	ENTRY	LAPS	TIME	GAP	DIFF	MPH	BEST	ON	GRD	↑↓
1	6	GP	1	ELLIS / CLEMENT	LCR Yamaha - Brooklands Sand & Aggregates	14	22:06.564			82.82	1:33.490	9	3	2
2	77	GP	2	REEVES / WILKES	Adolf RS Yamaha - Bonovo Action / Rich Energy	14	22:22.900	16.336	16.336	81.81	1:34.840	6	5	3
3	29	GP	3	KERSHAW / CHARLWOOD	LCR Yamaha - Quattro Group	14	22:27.088	20.524	4.188	81.56	1:34.867	9	6	3
4	84	CUP	1	S.LAIDLLOW / J.LAIDLLOW	LCR Yamaha - Marin Motorsports	14	22:46.633	40.069	19.545	80.39	1:34.565	3	1	-3
5	27	CUP	2	P.KIRBY / T.KIRBY	Adolf RS Yamaha - KRT Racing	14	23:15.183	1:08.619	28.550	78.75	1:37.797	8	9	4
6	111	GP	4	CABLE / RICHARDSON	LCR Yamaha - L&W Racing	14	23:15.394	1:08.830	0.211	78.73	1:37.852	8	10	4
7	95	GP	5	BLACKSTOCK / ROSNEY	LCR Yamaha - Dave Holden Racing	14	23:24.958	1:18.394	9.564	78.20	1:33.857	10	2	-5
8	4	CUP	3	PEACH / EDWARDS	LCR Yamaha - Life Safety Motorsport	13	22:18.093	1 Lap	1 Lap	76.24	1:40.413	2	11	3
9	8	CUP	4	BELL / COLBROOK	Ryde Yamaha - Marin Motorsports	13	22:31.276	1 Lap	13.183	75.50	1:41.565	2	12	3
10	171	CUP	5	POTTINGER / DODDS	LCR Yamaha - GB Precision / Opal Lazer	13	22:37.784	1 Lap	6.508	75.14	1:42.501	8	13	3

#### NOT CLASSIFIED

DNF	26	CUP		ATKINSON / MIDDLETON	Adolf RS Yamaha - Mecsia / RAF Engineering	8	13:53.238	6 Laps	5 Laps	75.35	1:40.985	5	14	
DNF	17	CUP		CLARKE / ENSOR	LCR Honda - Centurion Packaging / Fineline Sealants / CYB	6	10:39.229	8 Laps	2 Laps	73.66	1:43.827	2	16	
DNF	34	GP		S.CHRISTIE / T.CHRISTIE	LCR Yamaha - Christie Engineering Services	2	3:18.187	12 Laps	4 Laps	79.19	1:35.833	2	4	
DNF	76	F2		PEARSON / RESTALL	LCR Suzuki - Direct Commercials / ABS Racing	2	3:37.885	12 Laps	19.698	72.03	1:44.129	2	19	
DNF	89	CUP		C.HAUXWELL / K.HAUXWELL	Adolf RS Yamaha - Haz Beanz / CJK Racing	1	24:41.885	13 Laps	1 Lap	5.29			15	
DNF	93	GP		G.HOLDEN / LAWRENCE	LCR Kawasaki - Holden Racing	0							7	

#### NOT STARTED

NS	2	GP		J.HOLDEN / CONIL	LCR Yamaha - John Holden Racing								8	
----	---	----	--	------------------	---------------------------------	--	--	--	--	--	--	--	---	--

#### FASTEST LAP

6	GP	ELLIS / CLEMENT	LCR Yamaha - Brooklands Sand & Aggregates	9	1:33.490	83.94 mph	135.09 kph
84	CUP	S.LAIDLLOW / J.LAIDLLOW	LCR Yamaha - Marin Motorsports	3	1:34.565	82.99 mph	133.56 kph
76	F2	PEARSON / RESTALL	LCR Suzuki - Direct Commercials / ABS Racing	2	1:44.129	75.36 mph	121.29 kph

#### Comments:

Class GP - 92.5% of Race Speed = 76.60 mph

Class CUP - 92.5% of Race Speed = 74.36 mph

Weather / Track : Cloudy / Dry

Date: 04/08/2024 Start: 12:46 Finish: 13:08

These results are provisional until the conclusion of any judicial and technical matters.

Cadwell Park: 2.1800 miles

Clerk Of Course:

*Tony MacBride*

Stewards:

Timekeeper:

*Richard Evans*



Results can be found at [www.tsl-timing.com](http://www.tsl-timing.com)

Printed - 13:11 Sunday, 04 August 2024



# International Sidecar Revival Meeting @ Cadwell Park

## British Sidecar Championship

### RACE 6 - LAP CHART

#### LAP 1 @ 12:47:41.988

NO	BEHIND	LAP TIME
95		1:40.733
84	0.660	1:41.393
6	0.796	1:41.529
34	1.621	1:42.354
77	2.054	1:42.787
29	2.534	1:43.267
111	6.878	1:47.611
27	7.273	1:48.006
4	8.220	1:48.953
8	9.182	1:49.915
17	10.194	1:50.927
26	11.317	1:52.050
171	11.506	1:52.239
76	13.023	1:53.756

#### LAP 2 @ 12:49:16.622

NO	BEHIND	LAP TIME
95		1:34.634
84	1.161	1:35.135
6	1.389	1:35.227
34	2.820	1:35.833
77	3.298	1:35.878
29	3.577	1:35.677
111	12.845	1:40.601
27	13.294	1:40.655
4	13.999	1:40.413
8	16.113	1:41.565
17	19.387	1:43.827
26	20.409	1:43.726
171	21.136	1:44.264
76	22.518	1:44.129

#### LAP 3 @ 12:50:50.650

NO	BEHIND	LAP TIME
95		1:34.028
84	1.698	1:34.565
6	1.855	1:34.494
77	5.886	1:36.616
29	6.031	1:36.482
27	18.202	1:38.936
111	19.345	1:40.528
4	21.283	1:41.312
8	25.577	1:43.492
17	29.312	1:43.953
26	30.408	1:44.027
171	30.950	1:43.842

#### LAP 4 @ 12:52:24.652

NO	BEHIND	LAP TIME
95		1:34.002
6	2.423	1:34.570
84	3.314	1:35.618
77	6.735	1:34.851
29	7.082	1:35.053
27	22.944	1:38.744
111	24.640	1:39.297
4	31.155	1:43.874
8	34.364	1:42.789
26	38.013	1:41.607
17	40.250	1:44.940
171	40.684	1:43.736

#### LAP 5 @ 12:53:59.319

NO	BEHIND	LAP TIME
95		1:34.667
6	1.822	1:34.066
84	3.799	1:35.152
77	7.106	1:35.038
29	7.429	1:35.014
27	26.981	1:38.704
111	28.624	1:38.651
4	39.463	1:42.975
8	43.198	1:43.501
26	44.331	1:40.985
171	49.899	1:43.882
17	52.605	1:47.022

#### LAP 6 @ 12:55:33.498

NO	BEHIND	LAP TIME
95		1:34.179
6	1.667	1:34.024
84	5.334	1:35.714
77	7.767	1:34.840
29	8.424	1:35.174
27	30.978	1:38.176
111	33.066	1:38.621
4	47.810	1:42.526
8	52.643	1:43.624
26	52.989	1:42.837
171	59.040	1:43.320
17	1:06.986	1:48.560

#### LAP 7 @ 12:57:07.440

NO	BEHIND	LAP TIME
95		1:33.942
6	1.389	1:33.664
84	7.874	1:36.482
77	9.342	1:35.517
29	9.575	1:35.093
27	34.911	1:37.875
111	37.078	1:37.954
4	55.903	1:42.035
8	1:02.711	1:44.010
26	1:03.297	1:44.250
171	1:09.106	1:44.008

#### LAP 8 @ 12:58:41.582

NO	BEHIND	LAP TIME
95		1:34.142
6	0.941	1:33.694
77	11.286	1:36.086
29	11.817	1:36.384
84	12.268	1:38.536
27	38.566	1:37.797
111	40.788	1:37.852
4	1:04.059	1:42.298
8	1:12.687	1:44.118
26	1:12.911	1:43.756
171	1:17.465	1:42.501

#### LAP 9 @ 13:00:15.537

NO	BEHIND	LAP TIME
95		1:33.955

6	0.476	1:33.490
77	12.210	1:34.879
29	12.729	1:34.867
84	16.537	1:38.224
27	42.601	1:37.990
111	45.823	1:38.990
4	1:12.797	1:42.693
8	1:23.269	1:44.537
171	1:26.769	1:43.259

#### LAP 10 @ 13:01:49.394

NO	BEHIND	LAP TIME
95		1:33.857
6	0.234	1:33.615
77	13.301	1:34.948
29	14.610	1:35.738
84	21.645	1:38.965
27	48.584	1:39.840
111	50.882	1:38.916
4	1:21.741	1:42.801
8	1:32.551	1:43.139

#### LAP 11 @ 13:03:24.096

NO	BEHIND	LAP TIME
95		1:34.702
6	0.905	1:35.373
171	1 Lap	1:43.785
77	13.451	1:34.852
29	15.361	1:35.453
84	25.390	1:38.447
27	53.973	1:40.091
111	54.417	1:38.237
4	1:29.174	1:42.135

#### LAP 12 @ 13:04:59.454

NO	BEHIND	LAP TIME
6		1:34.453
8	1 Lap	1:44.266
95	10.932	1:46.290
171	1 Lap	1:45.463
77	13.167	1:35.074
29	15.741	1:35.738
84	28.798	1:38.766
27	58.218	1:39.603
111	58.540	1:39.481

#### LAP 13 @ 13:06:33.154

NO	BEHIND	LAP TIME
6		1:33.700
4	1 Lap	1:44.023
77	16.135	1:36.668
8	1 Lap	1:43.218
29	18.384	1:36.343
95	20.302	1:43.070
171	1 Lap	1:43.558
84	33.962	1:38.864
27	1:03.283	1:38.765
111	1:03.573	1:38.733

#### LAP 14 @ 13:08:07.819

NO	BEHIND	LAP TIME
6		1:34.665

4	1 Lap	1:42.055
77	16.336	1:34.866
29	20.524	1:36.805
8	1 Lap	1:43.102
171	1 Lap	1:43.927
84	40.069	1:40.772
27	1:08.619	1:40.001
111	1:08.830	1:39.922
95	1:18.394	2:32.757
89	13 Laps	24:41.885 P



# International Sidecar Revival Meeting @ Cadwell Park

## British Sidecar Championship

### RACE 6 - POSITION CHART

No	Name	Lap															
		Pos	1	2	3	4	5	6	7	8	9	10	11	12	13	14	
84	S.LAIDLAW / J.LAIDLAW	1	95	95	95	95	95	95	95	95	95	95	95	95	95	95	95
95	BLACKSTOCK / ROSN	2	84	84	84	6	6	6	6	6	6	6	6	95	77	77	
6	ELLIS / CLEMENT	3	6	6	6	84	84	84	84	77	77	77	77	77	29	29	
34	S.CHRISTIE / T.CHRIS	4	34	34	77	77	77	77	77	29	29	29	29	29	95	84	
77	REEVES / WILKES	5	77	77	29	29	29	29	29	84	84	84	84	84	84	27	
29	KERSHAW / CHARLW	6	29	29	27	27	27	27	27	27	27	27	27	27	27	111	
93	G.HOLDEN / LAWREN	7	111	111	111	111	111	111	111	111	111	111	111	111	111	95	
2	J.HOLDEN / CONIL	8	27	27	4	4	4	4	4	4	4	4	4	4	4		
27	P.KIRBY / T.KIRBY	9	4	4	8	8	8	8	8	8	8	8	8	8	8		
111	CABLE / RICHARDSON	10	8	8	17	26	26	26	26	26	171	171	171	171	171		
4	PEACH / EDWARDS	11	17	17	26	17	171	171	171	171							
8	BELL / COLBROOK	12	26	26	171	171	17	17									
171	POTTINGER / DODDS	13	171	171													
26	ATKINSON / MIDDLET	14	76	76													
89	C.HAUXWELL / K.HAU	15	89														
17	CLARKE / ENSOR	16															
76	PEARSON / RESTALL	17															

# International Sidecar Revival Meeting @ Cadwell Park

## British Sidecar Championship

### RACE 6 - SECTOR ANALYSIS



SECTOR 1 = FL to I1, SECTOR 2 = I1 to FL, DIFF = Difference To Personal Best Lap, P = Crossed Finish Line in Pit Lane, D = Time Disallowed

P1 6 GP		ELLIS / CLEMENT		LCR Yamaha - Brooklands Sand & Aggregates		
IDEAL LAP TIME : 1:33.477		BEST LAP TIME : 1:33.490		DIFFERENCE : 0.013		
LAP	SECTOR 1	SECTOR 2	LAP TIME	MPH	DIFF	TIME OF DAY
1 -		40.121	1:41.529	77.29	8.039	12:47:42.784
2 -	55.580	39.647	1:35.227	82.41	1.737	12:49:18.011
3 -	54.882	39.612	1:34.494	83.05	1.004	12:50:52.505
4 -	54.722	39.848	1:34.570	82.98	1.080	12:52:27.075
5 -	54.354	39.712	1:34.066	83.43	0.576	12:54:01.141
6 -	54.511	39.513	1:34.024	83.46	0.534	12:55:35.165
7 -	54.080	39.584	1:33.664 (3)	83.78	0.174	12:57:08.829
8 -	54.117	39.577	1:33.694	83.76	0.204	12:58:42.523
9 -	<b>53.983</b>	39.507	<b>1:33.490 (1)</b>	<b>83.94</b>		<b>13:00:16.013</b>
10 -	54.045	39.570	1:33.615 (2)	83.83	0.125	13:01:49.628
11 -	54.345	41.028	1:35.373	82.28	1.883	13:03:25.001
12 -	54.470	39.983	1:34.453	83.08	0.963	13:04:59.454
13 -	54.206	<b>39.494</b>	1:33.700	83.75	0.210	13:06:33.154
14 -	54.596	40.069	1:34.665	82.90	1.175	13:08:07.819

P2 77 GP		REEVES / WILKES		Adolf RS Yamaha - Bonovo Action / Rich Energy		
IDEAL LAP TIME : 1:34.575		BEST LAP TIME : 1:34.840		DIFFERENCE : 0.265		
LAP	SECTOR 1	SECTOR 2	LAP TIME	MPH	DIFF	TIME OF DAY
1 -		40.544	1:42.787	76.35	7.947	12:47:44.042
2 -	55.385	40.493	1:35.878	81.85	1.038	12:49:19.920
3 -	55.787	40.829	1:36.616	81.22	1.776	12:50:56.536
4 -	54.669	40.182	1:34.851 (2)	82.74	0.011	12:52:31.387
5 -	54.838	40.200	1:35.038	82.57	0.198	12:54:06.425
6 -	<b>54.575</b>	40.265	<b>1:34.840 (1)</b>	<b>82.75</b>		<b>12:55:41.265</b>
7 -	54.952	40.565	1:35.517	82.16	0.677	12:57:16.782
8 -	55.082	41.004	1:36.086	81.67	1.246	12:58:52.868
9 -	54.660	40.219	1:34.879	82.71	0.039	13:00:27.747
10 -	54.685	40.263	1:34.948	82.65	0.108	13:02:02.695
11 -	54.782	40.070	1:34.852 (3)	82.74	0.012	13:03:37.547
12 -	54.878	40.196	1:35.074	82.54	0.234	13:05:12.621
13 -	55.878	40.790	1:36.668	81.18	1.828	13:06:49.289
14 -	54.866	<b>40.000</b>	1:34.866	82.72	0.026	13:08:24.155

P3 29 GP		KERSHAW / CHARLWOOD		LCR Yamaha - Quattro Group		
IDEAL LAP TIME : 1:34.614		BEST LAP TIME : 1:34.867		DIFFERENCE : 0.253		
LAP	SECTOR 1	SECTOR 2	LAP TIME	MPH	DIFF	TIME OF DAY
1 -		40.736	1:43.267	75.99	8.400	12:47:44.522
2 -	55.261	40.416	1:35.677	82.02	0.810	12:49:20.199
3 -	55.810	40.672	1:36.482	81.34	1.615	12:50:56.681
4 -	54.901	40.152	1:35.053 (3)	82.56	0.186	12:52:31.734
5 -	54.863	40.151	1:35.014 (2)	82.59	0.147	12:54:06.748
6 -	55.108	<b>40.066</b>	1:35.174	82.46	0.307	12:55:41.922
7 -	54.652	40.441	1:35.093	82.53	0.226	12:57:17.015
8 -	55.153	41.231	1:36.384	81.42	1.517	12:58:53.399
9 -	<b>54.548</b>	40.319	<b>1:34.867 (1)</b>	<b>82.72</b>		<b>13:00:28.266</b>
10 -	54.777	40.961	1:35.738	81.97	0.871	13:02:04.004
11 -	54.877	40.576	1:35.453	82.21	0.586	13:03:39.457
12 -	55.314	40.424	1:35.738	81.97	0.871	13:05:15.195
13 -	55.716	40.627	1:36.343	81.45	1.476	13:06:51.538
14 -	56.339	40.466	1:36.805	81.07	1.938	13:08:28.343

# International Sidecar Revival Meeting @ Cadwell Park

## British Sidecar Championship

### RACE 6 - SECTOR ANALYSIS



SECTOR 1 = FL to I1, SECTOR 2 = I1 to FL, DIFF = Difference To Personal Best Lap, P = Crossed Finish Line in Pit Lane, D = Time Disallowed

<b>P4 84 CUP</b>		<b>S.LAIDLAW / J.LAIDLAW</b>		LCR Yamaha - Marin Motorsports		
IDEAL LAP TIME : 1:34.335		BEST LAP TIME : 1:34.565		DIFFERENCE : 0.230		
LAP	SECTOR 1	SECTOR 2	LAP TIME	MPH	DIFF	TIME OF DAY
1 -		40.372	1:41.393	77.40	6.828	12:47:42.648
2 -	55.157	39.978	1:35.135 (2)	82.49	0.570	12:49:17.783
3 -	54.620	<b>39.945</b>	<b>1:34.565 (1)</b>	<b>82.99</b>		<b>12:50:52.348</b>
4 -	<b>54.390</b>	41.228	1:35.618	82.07	1.053	12:52:27.966
5 -	54.920	40.232	1:35.152 (3)	82.47	0.587	12:54:03.118
6 -	55.177	40.537	1:35.714	81.99	1.149	12:55:38.832
7 -	55.831	40.651	1:36.482	81.34	1.917	12:57:15.314
8 -	56.212	42.324	1:38.536	79.64	3.971	12:58:53.850
9 -	56.652	41.572	1:38.224	79.89	3.659	13:00:32.074
10 -	57.243	41.722	1:38.965	79.30	4.400	13:02:11.039
11 -	56.639	41.808	1:38.447	79.71	3.882	13:03:49.486
12 -	56.577	42.189	1:38.766	79.46	4.201	13:05:28.252
13 -	56.817	42.047	1:38.864	79.38	4.299	13:07:07.116
14 -	57.673	43.099	1:40.772	77.87	6.207	13:08:47.888

<b>P5 27 CUP</b>		<b>P.KIRBY / T.KIRBY</b>		Adolf RS Yamaha - KRT Racing		
IDEAL LAP TIME : 1:37.782		BEST LAP TIME : 1:37.797		DIFFERENCE : 0.015		
LAP	SECTOR 1	SECTOR 2	LAP TIME	MPH	DIFF	TIME OF DAY
1 -		42.345	1:48.006	72.66	10.209	12:47:49.261
2 -	58.020	42.635	1:40.655	77.96	2.858	12:49:29.916
3 -	57.577	41.359	1:38.936	79.32	1.139	12:51:08.852
4 -	57.025	41.719	1:38.744	79.47	0.947	12:52:47.596
5 -	56.957	41.747	1:38.704	79.51	0.907	12:54:26.300
6 -	56.787	41.389	1:38.176	79.93	0.379	12:56:04.476
7 -	56.729	<b>41.146</b>	1:37.875 (2)	80.18	0.078	12:57:42.351
8 -	<b>56.636</b>	41.161	<b>1:37.797 (1)</b>	<b>80.24</b>		<b>12:59:20.148</b>
9 -	56.692	41.298	1:37.990 (3)	80.09	0.193	13:00:58.138
10 -	57.526	42.314	1:39.840	78.60	2.043	13:02:37.978
11 -	57.532	42.559	1:40.091	78.40	2.294	13:04:18.069
12 -	57.668	41.935	1:39.603	78.79	1.806	13:05:57.672
13 -	57.136	41.629	1:38.765	79.46	0.968	13:07:36.437
14 -	57.705	42.296	1:40.001	78.47	2.204	13:09:16.438

<b>P6 111 GP</b>		<b>CABLE / RICHARDSON</b>		LCR Yamaha - L&W Racing		
IDEAL LAP TIME : 1:37.420		BEST LAP TIME : 1:37.852		DIFFERENCE : 0.432		
LAP	SECTOR 1	SECTOR 2	LAP TIME	MPH	DIFF	TIME OF DAY
1 -		42.322	1:47.611	72.92	9.759	12:47:48.866
2 -	58.179	42.422	1:40.601	78.01	2.749	12:49:29.467
3 -	58.823	41.705	1:40.528	78.06	2.676	12:51:09.995
4 -	57.637	41.660	1:39.297	79.03	1.445	12:52:49.292
5 -	57.132	41.519	1:38.651	79.55	0.799	12:54:27.943
6 -	56.804	41.817	1:38.621	79.57	0.769	12:56:06.564
7 -	56.714	<b>41.240</b>	1:37.954 (2)	80.11	0.102	12:57:44.518
8 -	<b>56.180</b>	41.672	<b>1:37.852 (1)</b>	<b>80.20</b>		<b>12:59:22.370</b>
9 -	56.806	42.184	1:38.990	79.28	1.138	13:01:01.360
10 -	56.948	41.968	1:38.916	79.34	1.064	13:02:40.276
11 -	56.850	41.387	1:38.237 (3)	79.88	0.385	13:04:18.513
12 -	57.639	41.842	1:39.481	78.89	1.629	13:05:57.994
13 -	57.310	41.423	1:38.733	79.48	0.881	13:07:36.727
14 -	57.943	41.979	1:39.922	78.54	2.070	13:09:16.649

# International Sidecar Revival Meeting @ Cadwell Park

## British Sidecar Championship

### RACE 6 - SECTOR ANALYSIS



SECTOR 1 = FL to I1, SECTOR 2 = I1 to FL, DIFF = Difference To Personal Best Lap, P = Crossed Finish Line in Pit Lane, D = Time Disallowed

P7 95 GP BLACKSTOCK / ROSNEY		LCR Yamaha - Dave Holden Racing				
IDEAL LAP TIME : 1:33.568		BEST LAP TIME : 1:33.857		DIFFERENCE : 0.289		
LAP	SECTOR 1	SECTOR 2	LAP TIME	MPH	DIFF	TIME OF DAY
1 -		40.160	1:40.733	77.90	6.876	12:47:41.988
2 -	55.084	39.550	1:34.634	82.93	0.777	12:49:16.622
3 -	54.613	<b>39.415</b>	1:34.028	83.46	0.171	12:50:50.650
4 -	54.431	39.571	1:34.002	83.48	0.145	12:52:24.652
5 -	54.670	39.997	1:34.667	82.90	0.810	12:53:59.319
6 -	54.530	39.649	1:34.179	83.33	0.322	12:55:33.498
7 -	54.162	39.780	1:33.942 (2)	83.54	0.085	12:57:07.440
8 -	54.461	39.681	1:34.142	83.36	0.285	12:58:41.582
9 -	54.262	39.693	1:33.955 (3)	83.53	0.098	13:00:15.537
<b>10 -</b>	<b>54.153</b>	39.704	<b>1:33.857 (1)</b>	<b>83.61</b>		<b>13:01:49.394</b>
11 -	54.336	40.366	1:34.702	82.87	0.845	13:03:24.096
12 -	57.884	48.406	1:46.290	73.83	12.433	13:05:10.386
13 -	1:00.445	42.625	1:43.070	76.14	9.213	13:06:53.456
14 -	1:49.368	43.389	2:32.757	51.37	58.900	13:09:26.213

P8 4 CUP PEACH / EDWARDS		LCR Yamaha - Life Safety Motorsport				
IDEAL LAP TIME : 1:40.413		BEST LAP TIME : 1:40.413		DIFFERENCE : 0.000		
LAP	SECTOR 1	SECTOR 2	LAP TIME	MPH	DIFF	TIME OF DAY
1 -		42.543	1:48.953	72.03	8.540	12:47:50.208
<b>2 -</b>	<b>58.022</b>	<b>42.391</b>	<b>1:40.413 (1)</b>	<b>78.15</b>		<b>12:49:30.621</b>
3 -	58.199	43.113	1:41.312 (2)	77.46	0.899	12:51:11.933
4 -	59.943	43.931	1:43.874	75.55	3.461	12:52:55.807
5 -	59.368	43.607	1:42.975	76.21	2.562	12:54:38.782
6 -	59.064	43.462	1:42.526	76.54	2.113	12:56:21.308
7 -	58.929	43.106	1:42.035 (3)	76.91	1.622	12:58:03.343
8 -	59.216	43.082	1:42.298	76.71	1.885	12:59:45.641
9 -	59.259	43.434	1:42.693	76.42	2.280	13:01:28.334
10 -	59.344	43.457	1:42.801	76.34	2.388	13:03:11.135
11 -	59.070	43.065	1:42.135	76.84	1.722	13:04:53.270
12 -	59.429	44.594	1:44.023	75.44	3.610	13:06:37.293
13 -	59.297	42.758	1:42.055	76.90	1.642	13:08:19.348

P9 8 CUP BELL / COLBROOK		Ryde Yamaha - Marin Motorsports				
IDEAL LAP TIME : 1:41.565		BEST LAP TIME : 1:41.565		DIFFERENCE : 0.000		
LAP	SECTOR 1	SECTOR 2	LAP TIME	MPH	DIFF	TIME OF DAY
1 -		42.952	1:49.915	71.40	8.350	12:47:51.170
<b>2 -</b>	<b>58.689</b>	<b>42.876</b>	<b>1:41.565 (1)</b>	<b>77.27</b>		<b>12:49:32.735</b>
3 -	1:00.122	43.370	1:43.492	75.83	1.927	12:51:16.227
4 -	59.747	43.042	1:42.789 (2)	76.35	1.224	12:52:59.016
5 -	59.846	43.655	1:43.501	75.82	1.936	12:54:42.517
6 -	59.672	43.952	1:43.624	75.73	2.059	12:56:26.141
7 -	1:00.279	43.731	1:44.010	75.45	2.445	12:58:10.151
8 -	1:00.224	43.894	1:44.118	75.37	2.553	12:59:54.269
9 -	1:00.810	43.727	1:44.537	75.07	2.972	13:01:38.806
10 -	1:00.030	43.109	1:43.139	76.09	1.574	13:03:21.945
11 -	1:00.613	43.653	1:44.266	75.26	2.701	13:05:06.211
12 -	59.724	43.494	1:43.218	76.03	1.653	13:06:49.429
13 -	59.708	43.394	1:43.102 (3)	76.11	1.537	13:08:32.531

# International Sidecar Revival Meeting @ Cadwell Park

## British Sidecar Championship

### RACE 6 - SECTOR ANALYSIS



SECTOR 1 = FL to I1, SECTOR 2 = I1 to FL, DIFF = Difference To Personal Best Lap, P = Crossed Finish Line in Pit Lane, D = Time Disallowed

P10 171 CUP		POTTINGER / DODDS		LCR Yamaha - GB Precision / Opal Lazer		
IDEAL LAP TIME : 1:42.468		BEST LAP TIME : 1:42.501		DIFFERENCE : 0.033		
LAP	SECTOR 1	SECTOR 2	LAP TIME	MPH	DIFF	TIME OF DAY
1 -		43.620	1:52.239	69.92	9.738	12:47:53.494
2 -	1:01.125	43.139	1:44.264	75.27	1.763	12:49:37.758
3 -	1:00.774	<b>43.068</b>	1:43.842	75.57	1.341	12:51:21.600
4 -	59.825	43.911	1:43.736	75.65	1.235	12:53:05.336
5 -	1:00.369	43.513	1:43.882	75.54	1.381	12:54:49.218
6 -	1:00.018	43.302	1:43.320 (3)	75.95	0.819	12:56:32.538
7 -	1:00.569	43.439	1:44.008	75.45	1.507	12:58:16.546
8 -	<b>59.400</b>	43.101	<b>1:42.501 (1)</b>	<b>76.56</b>		<b>12:59:59.047</b>
9 -	59.522	43.737	1:43.259 (2)	76.00	0.758	13:01:42.306
10 -	59.743	44.042	1:43.785	75.61	1.284	13:03:26.091
11 -	59.935	45.528	1:45.463	74.41	2.962	13:05:11.554
12 -	59.968	43.590	1:43.558	75.78	1.057	13:06:55.112
13 -	1:00.204	43.723	1:43.927	75.51	1.426	13:08:39.039

P11 26 CUP		ATKINSON / MIDDLETON		Adolf RS Yamaha - Mecsia / RAF Engineering		
IDEAL LAP TIME : 1:40.798		BEST LAP TIME : 1:40.985		DIFFERENCE : 0.187		
LAP	SECTOR 1	SECTOR 2	LAP TIME	MPH	DIFF	TIME OF DAY
1 -		43.882	1:52.050	70.04	11.065	12:47:53.305
2 -	1:00.385	43.341	1:43.726	75.66	2.741	12:49:37.031
3 -	1:00.709	43.318	1:44.027	75.44	3.042	12:51:21.058
4 -	59.173	<b>42.434</b>	1:41.607 (2)	77.23	0.622	12:53:02.665
5 -	<b>58.364</b>	42.621	<b>1:40.985 (1)</b>	<b>77.71</b>		<b>12:54:43.650</b>
6 -	59.022	43.815	1:42.837 (3)	76.31	1.852	12:56:26.487
7 -	1:00.214	44.036	1:44.250	75.28	3.265	12:58:10.737
8 -	1:00.024	43.732	1:43.756	75.63	2.771	12:59:54.493

P12 17 CUP		CLARKE / ENSOR		LCR Honda - Centurion Packaging / Finline Sealants / CYB Fib		
IDEAL LAP TIME : 1:43.269		BEST LAP TIME : 1:43.827		DIFFERENCE : 0.558		
LAP	SECTOR 1	SECTOR 2	LAP TIME	MPH	DIFF	TIME OF DAY
1 -		43.450	1:50.927	70.74	7.100	12:47:52.182
2 -	<b>1:00.227</b>	43.600	<b>1:43.827 (1)</b>	<b>75.58</b>		<b>12:49:36.009</b>
3 -	1:00.911	<b>43.042</b>	1:43.953 (2)	75.49	0.126	12:51:19.962
4 -	1:01.358	43.582	1:44.940 (3)	74.78	1.113	12:53:04.902
5 -	1:01.867	45.155	1:47.022	73.33	3.195	12:54:51.924
6 -	1:02.725	45.835	1:48.560	72.29	4.733	12:56:40.484

P13 34 GP		S.CHRISTIE / T.CHRISTIE		LCR Yamaha - Christie Engineering Services		
IDEAL LAP TIME : 1:35.833		BEST LAP TIME : 1:35.833		DIFFERENCE : 0.000		
LAP	SECTOR 1	SECTOR 2	LAP TIME	MPH	DIFF	TIME OF DAY
1 -		40.599	1:42.354	76.67	6.521	12:47:43.609
2 -	<b>55.486</b>	<b>40.347</b>	<b>1:35.833 (1)</b>	<b>81.89</b>		<b>12:49:19.442</b>

P14 76 F2		PEARSON / RESTALL		LCR Suzuki - Direct Commercial / ABS Racing		
IDEAL LAP TIME : 1:44.129		BEST LAP TIME : 1:44.129		DIFFERENCE : 0.000		
LAP	SECTOR 1	SECTOR 2	LAP TIME	MPH	DIFF	TIME OF DAY
1 -		44.082	1:53.756	68.98	9.627	12:47:55.011
2 -	<b>1:00.575</b>	<b>43.554</b>	<b>1:44.129 (1)</b>	<b>75.36</b>		<b>12:49:39.140</b>

P15 89 CUP		C.HAUXWELL / K.HAUXWELL		Adolf RS Yamaha - Haz Beanz / CJK Racing		
IDEAL LAP TIME :		BEST LAP TIME :		DIFFERENCE :		
LAP	SECTOR 1	SECTOR 2	LAP TIME	MPH	DIFF	TIME OF DAY
1 -	<b>OUTLAP</b>	<b>IN PIT</b>	24:41.885 P	5.29		13:10:43.140

# International Sidecar Revival Meeting @ Cadwell Park

## British Sidecar Championship

### RACE 6 - BEST SECTORS

SECTOR 1			SECTOR 2			IDEAL / BEST COMPARISON						
POS	NO	NAME	TIME	NO	NAME	TIME	POS	NO	NAME	IDEAL	BEST	DIFF
									<b>PERFECT LAP</b>	<b>1:33.398</b>		
1	6	ELLIS / CLEMENT	<b>53.983</b>	95	BLACKSTOCK / ROSNEY	<b>39.415</b>	1	6	ELLIS / CLEMENT	1:33.477	1:33.490	<b>0.013</b>
2	95	BLACKSTOCK / ROSNEY	<b>54.153</b>	6	ELLIS / CLEMENT	<b>39.494</b>	2	95	BLACKSTOCK / ROSNEY	1:33.568	1:33.857	<b>0.289</b>
3	84	S.LAIDLAW / J.LAIDLAW	<b>54.390</b>	84	S.LAIDLAW / J.LAIDLAW	<b>39.945</b>	3	84	S.LAIDLAW / J.LAIDLAW	1:34.335	1:34.565	<b>0.230</b>
4	29	KERSHAW / CHARLWOOD	<b>54.548</b>	77	REEVES / WILKES	<b>40.000</b>	4	77	REEVES / WILKES	1:34.575	1:34.840	<b>0.265</b>
5	77	REEVES / WILKES	<b>54.575</b>	29	KERSHAW / CHARLWOOD	<b>40.066</b>	5	29	KERSHAW / CHARLWOOD	1:34.614	1:34.867	<b>0.253</b>
6	34	S.CHRISTIE / T.CHRISTIE	<b>55.486</b>	34	S.CHRISTIE / T.CHRISTIE	<b>40.347</b>	6	34	S.CHRISTIE / T.CHRISTIE	1:35.833	1:35.833	<b>0.000</b>
7	111	CABLE / RICHARDSON	<b>56.180</b>	27	P.KIRBY / T.KIRBY	<b>41.146</b>	7	111	CABLE / RICHARDSON	1:37.420	1:37.852	<b>0.432</b>
8	27	P.KIRBY / T.KIRBY	<b>56.636</b>	111	CABLE / RICHARDSON	<b>41.240</b>	8	27	P.KIRBY / T.KIRBY	1:37.782	1:37.797	<b>0.015</b>
9	4	PEACH / EDWARDS	<b>58.022</b>	4	PEACH / EDWARDS	<b>42.391</b>	9	4	PEACH / EDWARDS	1:40.413	1:40.413	<b>0.000</b>
10	26	ATKINSON / MIDDLETON	<b>58.364</b>	26	ATKINSON / MIDDLETON	<b>42.434</b>	10	26	ATKINSON / MIDDLETON	1:40.798	1:40.985	<b>0.187</b>
11	8	BELL / COLBROOK	<b>58.689</b>	8	BELL / COLBROOK	<b>42.876</b>	11	8	BELL / COLBROOK	1:41.565	1:41.565	<b>0.000</b>
12	171	POTTINGER / DODDS	<b>59.400</b>	17	CLARKE / ENSOR	<b>43.042</b>	12	171	POTTINGER / DODDS	1:42.468	1:42.501	<b>0.033</b>
13	17	CLARKE / ENSOR	<b>1:00.227</b>	171	POTTINGER / DODDS	<b>43.068</b>	13	17	CLARKE / ENSOR	1:43.269	1:43.827	<b>0.558</b>
14	76	PEARSON / RESTALL	<b>1:00.575</b>	76	PEARSON / RESTALL	<b>43.554</b>	14	76	PEARSON / RESTALL	1:44.129	1:44.129	<b>0.000</b>
15							15	89	C.HAUXWELL / K.HALL			
16												

# International Sidecar Revival Meeting @ Cadwell Park

## British Sidecar Championship

### RACE 6 - STATISTICS

<b>Competitors Started</b>	16
<b>Planned Start</b>	2024-08-04 @ 11:45:00.000
<b>Actual Start</b>	2024-08-04 @ 12:46:01.254
<b>Finish Time</b>	2024-08-04 @ 13:08:07.818
<b>Track Length</b>	2.1800mi.
<b>Total Laps</b>	156
<b>Total Distance Covered</b>	340.0829mi.

#### Session Fastest Lap History

NO	CL	NAME	LAP TIME	TIME OF DAY	LAP	VEHICLE
95	GP	BLACKSTOCK / ROSNEY	1:34.634	12:49:16.642	2	LCR Yamaha
95	GP	BLACKSTOCK / ROSNEY	1:34.028	12:50:50.671	3	LCR Yamaha
95	GP	BLACKSTOCK / ROSNEY	1:34.002	12:52:24.672	4	LCR Yamaha
95	GP	BLACKSTOCK / ROSNEY	1:33.942	12:57:07.462	7	LCR Yamaha
6	GP	ELLIS / CLEMENT	1:33.664	12:57:08.847	7	LCR Yamaha
6	GP	ELLIS / CLEMENT	1:33.490	13:00:16.032	9	LCR Yamaha

#### Session Leader History

NO	CL	NAME	FROM LAP	LAPS LED	DISTANCE	VEHICLE
95	GP	BLACKSTOCK / ROSNEY	1	11	23.98 miles	LCR Yamaha
6	GP	ELLIS / CLEMENT	12	3	6.54 miles	LCR Yamaha

#### Flag History

TYPE	TIME OF DAY
GREEN	12:46:01.254
FINISH	13:08:07.818

#### Flag Statistics

TYPE	COUNT	TOTAL LAPS	TOTAL TIME
Green	1	14	25:06.117
Red	0	0	0.000
Safety Car	0	0	0.000
FCY	0	0	0.000

# International Sidecar Revival Meeting @ Cadwell Park

## British Sidecar Championship

### RACE 6 - STATISTICS

**CLASS : CUP**

8 Starters

#### Fastest Lap History

NO	NAME	LAP TIME	TIME OF DAY	LAP	VEHICLE
84	S.LAIDLAW / J.LAIDLAW	1:35.135	12:49:17.802	2	LCR Yamaha
84	S.LAIDLAW / J.LAIDLAW	1:34.565	12:50:52.368	3	LCR Yamaha

#### Leader History

NO	NAME	FROM LAP	LAPS LED	DISTANCE	VEHICLE
84	S.LAIDLAW / J.LAIDLAW	1	14	30.52 miles	LCR Yamaha



# International Sidecar Revival Meeting @ Cadwell Park

## British Sidecar Championship

### RACE 6 - STATISTICS

**CLASS : F2**

1 Starters

#### Fastest Lap History

NO	NAME	LAP TIME	TIME OF DAY	LAP	VEHICLE
76	PEARSON / RESTALL	1:44.129	12:49:39.163	2	LCR Suzuki

#### Leader History

NO	NAME	FROM LAP	LAPS LED	DISTANCE	VEHICLE
76	PEARSON / RESTALL	1	2	4.36 miles	LCR Suzuki

# International Sidecar Revival Meeting @ Cadwell Park

## British Sidecar Championship

### RACE 6 - STATISTICS

CLASS : GP

7 Starters

#### Fastest Lap History

NO	NAME	LAP TIME	TIME OF DAY	LAP	VEHICLE
95	BLACKSTOCK / ROSNEY	1:34.634	12:49:16.642	2	LCR Yamaha
95	BLACKSTOCK / ROSNEY	1:34.028	12:50:50.671	3	LCR Yamaha
95	BLACKSTOCK / ROSNEY	1:34.002	12:52:24.672	4	LCR Yamaha
95	BLACKSTOCK / ROSNEY	1:33.942	12:57:07.462	7	LCR Yamaha
6	ELLIS / CLEMENT	1:33.664	12:57:08.847	7	LCR Yamaha
6	ELLIS / CLEMENT	1:33.490	13:00:16.032	9	LCR Yamaha

#### Leader History

NO	NAME	FROM LAP	LAPS LED	DISTANCE	VEHICLE
95	BLACKSTOCK / ROSNEY	1	11	23.98 miles	LCR Yamaha
6	ELLIS / CLEMENT	12	3	6.54 miles	LCR Yamaha

British Sidecar Championship

RACE 13 - GRID (14 Laps)

ROW 10	28	91	WILLIAMS / PITT	1		1	
ROW 9	25	2	J.HOLDEN / CONIL	26		27	5 BIGGS / SEGERS
ROW 8	22	76	PEARSON / RESTALL	23		24	89 C.HAUZWELL / K.HAUZWELL
ROW 7	19	93	G.HOLDEN / LAWRENCE	20		21	17 CLARKE / ENSOR
ROW 6	16	8	BELL / COLBROOK	17		18	171 POTTINGER / DODDS
ROW 5	13	4	PEACH / EDWARDS	14		15	26 ATKINSON / MIDDLETON
ROW 4	10	27	P.KIRBY / T.KIRBY	11		12	111 CABLE / RICHARDSON
ROW 3	7	29	KERSHAW / CHARLWOOD	8		9	34 S.CHRISTIE / T.CHRISTIE
ROW 2	4	84	S.LAIDLAW / J.LAIDLAW	5		6	77 REEVES / WILKES
ROW 1	1	6	ELLIS / CLEMENT	2		3	95 BLACKSTOCK / ROSNEY

**Pole**

These results are provisional until the conclusion of any judicial and technical matters.

Cadwell Park: 2.1800 miles

Clerk Of Course: <i>Tony MacBride</i>	Stewards:	Timekeeper: <i>Richard Evans</i>	
--	-----------	-------------------------------------	--

Results can be found at [www.tsl-timing.com](http://www.tsl-timing.com)

Printed - 13:19 Sunday, 04 August 2024



2024 British Sidecar Championship  
OVERALL RIDERS CHAMPIONSHIP CLASSIFICATION



		TOTAL	GAP	DIFF															Wins	Seconds	Thirds
					1	2	3	4	5	6	7	8	9	10	11	12	13	14			
					13th / 14th April Pembrey			17th - 19th May Donington Park GP		14th - 16th June Knockhill		5th - 7th July Snetterton 300		3rd / 4th August Cadwell Park		13th - 13th October Brands Hatch GP					
1	S. LAIDLAW / J. LAIDLAW (LCR Yamaha) - CUP	216.5			22	20	25	18	18	12.5	25	20	20	18	18			3	1	3	
2	BLACKSTOCK / ROSNEY (LCR Yamaha) - GP	209	7.5		25	25		20	25	11	22	22	22	25	12			4	4	1	
3	KERSHAW / CHARLWOOD & SHARPE (LCR Yamaha) - GP	156	60.5	53				22	20	10	20	25	25	14	20			2	1	4	
4	G. HOLDEN / LAWRENCE (LCR Kawasaki) - GP	154	62.5	2	20	18	12	16	16	8	16	18	18	12				0	0	1	
5	BIGGS / SEGERS (LCR Yamaha) - GP	121	95.5	33	18	12	20	8	14	5	14	16	14					0	0	1	
6	P. KIRBY / T. KIRBY (Adolf RS Yamaha) - CUP	116	100.5	5	16	10	22	12	10			12	10	8	16			0	1	0	
7	J. HOLDEN / GORDON (LCR Yamaha) - GP	81	135.5	35	12	14	8			7		14	16	10				0	0	0	
8	CLARKE / ENSOR (LCR Honda) - CUP	74	142.5	7	10	8	16	10	6		12	6	6					0	0	0	
9	S.CHRISTIE / T.CHRISTIE (LCR Yamaha) - GP	69	147.5	5				25	22					22				1	2	0	
10	ATKINSON / SMITH (Adolf RS Yamaha) - CUP	55	161.5	14	2	6	6	6	5	4	10	8	8					0	0	0	
11	CABLE / RICHARDSON (LCR Yamaha) - GP	54	162.5	1				4	8			10	12	6	14			0	0	0	
12	P.BELL / HYDE (LCR Yamaha) - CUP	53	163.5	1				14	12	9	18							0	0	0	
13	R. STEVENS / W. STEVENS (Ryde Yamaha) - CUP	48	168.5	5	14	16	18											0	0	0	
14	ELLIS / CLEMENT (LCR Yamaha) - GP	45	171.5	3									20	25				1	0	1	
15	WILLIAMS / PITT (LCR Yamaha) - GP	42	174.5	3	6	22	14											0	1	0	
16	PEACH / EDWARDS (LCR Yamaha) - CUP	41	175.5	1	4			3	3	6		5	5	5	10			0	0	0	
17	REEVES / WILKES (Adolf RS Yamaha) - GP	38	178.5	3										16	22			0	1	0	
18	M.BELL / COLBROOK (Ryde Yamaha) - CUP	29	187.5	9				5	4		8			4	8			0	0	0	
19	R. CROWE / C. CROWE (LCR Honda) - F2	18	198.5	11	8	10												0	0	0	
20	POTTINGER / DODDS (LCR Yamaha) - CUP	17	199.5	1								4	4	3	6			0	0	0	
21	MOSS / HOPE (LCR Yamaha) - CUP	12	204.5	5	1			1		3	6	1						0	0	0	
22	PEARSON / RESTALL (LCR Suzuki) - F2	10	206.5	2	4			2	2			2						0	0	0	
23	A. FOUNDS / GIBBONS (LCR Yamaha) - F2	8	208.5	2	3	5												0	0	0	
22	NICOL / CONIL (LCR Yamaha) - CUP	5	211.5	3	5													0	0	0	
23	C.HAUXWELL / K.HAUXWELL (Adolf RS Yamaha) - CUP	4	212.5	1				1				3						0	0	0	

2024 British Sidecar Championship  
GP RIDERS CHAMPIONSHIP CLASSIFICATION



	TOTAL	GAP	DIFF	13th / 14th April Pembrey		17th - 19th May Dorington Park GP		14th - 16th June Knockhill		5th - 7th July Snetterton 300		3rd / 4th August Cadwell Park		11th - 13th October Brands Hatch GP		Wins	Seconds	Thirds
				1	2	3	4	5	6	7	8	9	10	11	12			
1	BLACKSTOCK / ROSNEY (LCR Yamaha)	217.5														6	2	1
2	G. HOLDEN / LAWRENCE (LCR Kawasaki)	182	35.5													0	1	6
3	KERSHAW / CHARLWOOD & SHARPE (LCR Yamaha)	161	56.5	21												2	3	2
4	BIGGS / SEGERS (LCR Yamaha)	153	64.5	8												1	0	1
5	J. HOLDEN / GORDON (LCR Yamaha)	109	108.5	44												0	0	0
6	CABLE / RICHARDSON (LCR Yamaha)	84	133.5	25												0	0	0
7	S.CHRISTIE / T.CHRISTIE (LCR Yamaha)	69	148.5	15												1	2	0
8	WILLIAMS / PITT (LCR Yamaha)	60	157.5	9												0	2	0
9	ELLIS / CLEMENT (LCR Yamaha)	45	172.5	15												1	0	1
10	REEVES / WILKES (Adolf RS Yamaha)	40	177.5	5												0	1	0

2024 British Sidecar Championship  
CUP RIDERS CHAMPIONSHIP CLASSIFICATION



		TOTAL	GAP	DIFF	13th / 14th April Pembrey		17th - 19th May Donington Park GP		14th - 16th June Knockhill		5th - 7th July Snetterton 300		3rd / 4th August Cadwell Park		13th - 14th October Brands Hatch GP		Wins	Seconds	Thirds	
					1	2	3	4	5	6	7	8	9	10	11	12				13
1	S. LAIDLAW / J. LAIDLAW (LCR Yamaha)	262.5			25	25	25	25	25	12.5	25	25	25	25				11	0	0
2	P. KIRBY / T. KIRBY (Adolf RS Yamaha)	192	70.5		22	20	22	20	20			22	22	22	22			0	6	3
3	CLARKE / ENSOR (LCR Honda)	146	116.5	46	18	18	18	18	18	20	18	18						0	0	1
4	ATKINSON / SMITH (Adolf RS Yamaha)	143	119.5	3	12	16	16	16	16	9	18	20	20					0	0	2
5	PEACH / EDWARDS (LCR Yamaha)	120	142.5	23	14			12	12	10		16	16	20	20			0	0	3
6	M.BELL / COLBROOK (LCR Yamaha)	80	182.5	40				14	14	16			18	18				0	0	0
7	P.BELL / HYDE (LCR Yamaha)	77	185.5	3				22	22	11	22							0	4	0
8	R. STEVENS / W. STEVENS (Ryde Yamaha)	62	200.5	15	20	22	20											0	1	2
9	POTTINGER / DODDS (LCR Yamaha)	60	202.5	2								14	14	16	16			0	0	0
10	MOSS / HOPE (LCR Yamaha)	52	210.5	8	10			10		8	14	10						0	0	0
11	C.HAUXWELL / K.HAUXWELL (Adolf RS Yamaha)	22	240.5	30				10				12						0	0	0

# International Sidecar Revival Meeting @ Cadwell Park



## British Sidecar Championship

### RACE 13 - CLASSIFICATION

Race Distance: 12 Laps / 26.16 miles

POS	NO	CL	PIC	NAME	ENTRY	LAPS	TIME	GAP	DIFF	MPH	BEST	ON	GRD	↑↓
1	95	GP	1	BLACKSTOCK / ROSNEY	LCR Yamaha - Dave Holden Racing	12	18:54.794			82.99	1:33.684	9	2	1
2	6	GP	2	ELLIS / CLEMENT	LCR Yamaha - Brooklands Sand & Aggregates	12	18:55.010	0.216	0.216	82.97	1:33.692	5	1	-1
3	84	CUP	1	S.LAIDLLOW / J.LAIDLLOW	LCR Yamaha - Marin Motorsports	12	19:01.949	7.155	6.939	82.47	1:33.444	8	3	0
4	29	GP	3	KERSHAW / CHARLWOOD	LCR Yamaha - Quattro Group	12	19:04.183	9.389	2.234	82.30	1:33.843	9	5	1
5	34	GP	4	S.CHRISTIE / T.CHRISTIE	LCR Yamaha - Christie Engineering Services	12	19:07.026	12.232	2.843	82.10	1:34.062	9	6	1
6	2	GP	5	J.HOLDEN / CONIL	LCR Yamaha - John Holden Racing	12	19:51.180	56.386	44.154	79.06	1:37.195	10	17	11
7	111	GP	6	CABLE / RICHARDSON	LCR Yamaha - L&W Racing	12	19:54.709	59.915	3.529	78.82	1:38.553	5	8	1
8	27	CUP	2	P.KIRBY / T.KIRBY	Adolf RS Yamaha - KRT Racing	12	20:15.541	1:20.747	20.832	77.47	1:39.395	11	7	-1
9	4	CUP	3	PEACH / EDWARDS	LCR Yamaha - Life Safety Motorsport	12	20:18.395	1:23.601	2.854	77.29	1:39.477	9	9	0
10	17	CUP	4	CLARKE / ENSOR	LCR Honda - Centurion Packaging / Fineline Sealants / CYB	12	20:18.772	1:23.978	0.377	77.27	1:39.122	7	14	4
11	26	CUP	5	ATKINSON / MIDDLETON	Adolf RS Yamaha - Mecsia / RAF Engineering	12	20:35.379	1:40.585	16.607	76.23	1:39.959	7	10	-1
12	8	CUP	6	BELL / COLBROOK	Ryde Yamaha - Marin Motorsports	11	19:03.998	1 Lap	1 Lap	75.46	1:42.555	3	11	-1
13	171	CUP	7	POTTINGER / DODDS	LCR Yamaha - GB Precision / Opal Lazer	11	19:05.013	1 Lap	1.015	75.39	1:42.350	7	12	-1

#### NOT CLASSIFIED

DNF	77	GP		REEVES / WILKES	Adolf RS Yamaha - Bonovo Action / Rich Energy	3	4:52.607	9 Laps	8 Laps	80.46	1:35.564	2	4	
DNF	89	CUP		C.HAUZWELL / K.HAUZWELL	Adolf RS Yamaha - Haz Beanz / CJK Racing	3	5:48.443	9 Laps	55.836	67.56	1:52.949	3	16	

#### FASTEST LAP

84	CUP	S.LAIDLLOW / J.LAIDLLOW	LCR Yamaha - Marin Motorsports	8	1:33.444	83.98 mph	135.16 kph
95	GP	BLACKSTOCK / ROSNEY	LCR Yamaha - Dave Holden Racing	9	1:33.684	83.77 mph	134.81 kph

#### Comments:

Class GP - 92.5% of Race Speed = 76.76 mph

Class CUP - 92.5% of Race Speed = 76.28 mph

Weather / Track : Bright / Dry

These results are provisional until the conclusion of any judicial and technical matters.

Date: 04/08/2024 Start: 16:45 Finish: 17:04

Cadwell Park: 2.1800 miles

Clerk Of Course:

*Tony MacBride*

Stewards:

Timekeeper:

*Richard Evans*



Results can be found at [www.tsl-timing.com](http://www.tsl-timing.com)

Printed - 17:06 Sunday, 04 August 2024



# International Sidecar Revival Meeting @ Cadwell Park

## British Sidecar Championship

### RACE 13 - LAP CHART

#### LAP 1 @ 16:46:51.153

NO	BEHIND	LAP TIME
95		1:39.260
6	0.400	1:39.660
77	1.666	1:40.926
84	1.869	1:41.129
29	2.474	1:41.734
34	3.112	1:42.372
111	7.295	1:46.555
27	7.654	1:46.914
8	10.448	1:49.708
17	10.632	1:49.892
4	11.434	1:50.694
2	11.676	1:50.936
26	12.175	1:51.435
171	13.033	1:52.293
89	22.805	2:02.065

#### LAP 2 @ 16:48:24.895

NO	BEHIND	LAP TIME
95		1:33.742
6	0.582	1:33.924
77	3.488	1:35.564
84	3.648	1:35.521
29	4.182	1:35.450
34	4.672	1:35.302
111	13.151	1:39.598
27	13.944	1:40.032
2	15.883	1:37.949
8	19.443	1:42.737
17	19.692	1:42.802
4	20.069	1:42.377
26	20.888	1:42.455
171	22.788	1:43.497
89	42.492	1:53.429

#### LAP 3 @ 16:49:58.792

NO	BEHIND	LAP TIME
95		1:33.897
6	0.597	1:33.912
84	4.154	1:34.403
77	5.708	1:36.117
29	5.901	1:35.616
34	6.242	1:35.467
111	18.301	1:39.047
27	19.877	1:39.830
2	20.177	1:38.191
8	28.101	1:42.555
4	28.310	1:42.138
17	28.694	1:42.899
26	29.626	1:42.635
171	33.406	1:44.515
89	1:01.544	1:52.949

#### LAP 4 @ 16:51:32.640

NO	BEHIND	LAP TIME
95		1:33.848
6	0.595	1:33.846
84	4.041	1:33.735
29	7.371	1:35.318
34	7.797	1:35.403
111	23.910	1:39.457
2	24.656	1:38.327

27	26.019	1:39.990
4	36.232	1:41.770
8	37.522	1:43.269
17	37.924	1:43.078
26	38.587	1:42.809
171	43.386	1:43.828

#### LAP 5 @ 16:53:06.565

NO	BEHIND	LAP TIME
95		1:33.925
6	0.362	1:33.692
84	3.856	1:33.740
29	7.766	1:34.320
34	8.086	1:34.214
111	28.538	1:38.553
2	28.994	1:38.263
27	32.093	1:39.999
4	42.220	1:39.913
17	45.663	1:41.664
26	46.641	1:41.979
8	48.102	1:44.505
171	52.582	1:43.121

#### LAP 6 @ 16:54:40.795

NO	BEHIND	LAP TIME
95		1:34.230
6	0.506	1:34.374
84	3.484	1:33.858
29	8.102	1:34.566
34	8.535	1:34.679
111	32.865	1:38.557
2	33.510	1:38.746
27	39.023	1:41.160
4	47.568	1:39.578
17	50.617	1:39.184
26	52.673	1:40.262
8	57.024	1:43.152
171	1:00.873	1:42.521

#### LAP 7 @ 16:56:15.100

NO	BEHIND	LAP TIME
95		1:34.305
6	0.630	1:34.429
84	3.024	1:33.845
29	8.237	1:34.440
34	8.710	1:34.480
111	37.367	1:38.807
2	37.913	1:38.708
27	46.484	1:41.766
4	54.015	1:40.752
17	55.434	1:39.122
26	58.327	1:39.959
8	1:06.424	1:43.705
171	1:08.918	1:42.350

#### LAP 8 @ 16:57:48.968

NO	BEHIND	LAP TIME
95		1:33.868
6	0.639	1:33.877
84	2.600	1:33.444
29	8.971	1:34.602
34	9.567	1:34.725
111	42.259	1:38.760

2	42.677	1:38.632
27	52.772	1:40.156
4	1:00.705	1:40.558
17	1:01.594	1:40.028
26	1:07.264	1:42.805
8	1:15.695	1:43.139
171	1:17.603	1:42.553

#### LAP 9 @ 16:59:22.652

NO	BEHIND	LAP TIME
95		1:33.684
6	0.741	1:33.786
84	3.008	1:34.092
29	9.130	1:33.843
34	9.945	1:34.062
2	46.237	1:37.244
111	47.179	1:38.604
27	1:01.136	1:42.048
4	1:06.498	1:39.477
17	1:07.204	1:39.294
26	1:15.520	1:41.940
8	1:25.244	1:43.233
171	1:26.612	1:42.693

#### LAP 10 @ 17:00:56.874

NO	BEHIND	LAP TIME
95		1:34.222
6	0.357	1:33.838
84	4.579	1:35.793
29	9.463	1:34.555
34	9.902	1:34.179
2	49.210	1:37.195
111	51.865	1:38.908
27	1:08.513	1:41.599
4	1:12.010	1:39.734
17	1:12.471	1:39.489
26	1:24.013	1:42.715
8	1:33.683	1:42.661

#### LAP 11 @ 17:02:31.584

NO	BEHIND	LAP TIME
95		1:34.710
171	1 Lap	1:42.450
6	0.180	1:34.533
84	4.785	1:34.916
29	9.043	1:34.290
34	10.015	1:34.823
2	52.327	1:37.827
111	56.137	1:38.982
27	1:13.198	1:39.395
4	1:18.629	1:41.329
17	1:18.913	1:41.152
26	1:30.988	1:41.685

#### LAP 12 @ 17:04:06.687

NO	BEHIND	LAP TIME
95		1:35.103
6	0.216	1:35.139
84	7.155	1:37.473
8	1 Lap	1:45.334
29	9.389	1:35.449
171	1 Lap	1:45.192
34	12.232	1:37.320



# International Sidecar Revival Meeting @ Cadwell Park

## British Sidecar Championship

### RACE 13 - POSITION CHART

No	Name	Lap												
		Pos	1	2	3	4	5	6	7	8	9	10	11	12
6	ELLIS / CLEMENT	1	95	95	95	95	95	95	95	95	95	95	95	95
95	BLACKSTOCK / ROSN	2	6	6	6	6	6	6	6	6	6	6	6	6
84	S.LAIDLAW / J.LAIDL	3	77	77	84	84	84	84	84	84	84	84	84	84
77	REEVES / WILKES	4	84	84	77	29	29	29	29	29	29	29	29	29
29	KERSHAW / CHARLW	5	29	29	29	34	34	34	34	34	34	34	34	34
34	S.CHRISTIE / T.CHRIS	6	34	34	34	111	111	111	111	111	2	2	2	2
27	P.KIRBY / T.KIRBY	7	111	111	111	2	2	2	2	2	111	111	111	111
111	CABLE / RICHARDSON	8	27	27	27	27	27	27	27	27	27	27	27	27
4	PEACH / EDWARDS	9	8	2	2	4	4	4	4	4	4	4	4	4
26	ATKINSON / MIDDLET	10	17	8	8	8	17	17	17	17	17	17	17	17
8	BELL / COLBROOK	11	4	17	4	17	26	26	26	26	26	26	26	26
171	POTTINGER / DODDS	12	2	4	17	26	8	8	8	8	8	8	8	8
17	CLARKE / ENSOR	13	26	26	26	171	171	171	171	171	171	171	171	171
89	C.HAUXWELL / K.HAU	14	171	171	171									
2	J.HOLDEN / CONIL	15	89	89	89									

# International Sidecar Revival Meeting @ Cadwell Park

## British Sidecar Championship

### RACE 13 - SECTOR ANALYSIS



SECTOR 1 = FL to I1, SECTOR 2 = I1 to FL, DIFF = Difference To Personal Best Lap, P = Crossed Finish Line in Pit Lane, D = Time Disallowed

<b>P1 95 GP BLACKSTOCK / ROSNEY</b>		LCR Yamaha - Dave Holden Racing				
IDEAL LAP TIME : 1:33.491		BEST LAP TIME : 1:33.684		DIFFERENCE : 0.193		
LAP	SECTOR 1	SECTOR 2	LAP TIME	MPH	DIFF	TIME OF DAY
1 -		40.016	1:39.260	79.06	5.576	16:46:51.153
2 -	54.384	<b>39.358</b>	1:33.742 (2)	83.71	0.058	16:48:24.895
3 -	54.376	39.521	1:33.897	83.58	0.213	16:49:58.792
4 -	54.295	39.553	1:33.848 (3)	83.62	0.164	16:51:32.640
5 -	54.305	39.620	1:33.925	83.55	0.241	16:53:06.565
6 -	54.525	39.705	1:34.230	83.28	0.546	16:54:40.795
7 -	54.743	39.562	1:34.305	83.22	0.621	16:56:15.100
8 -	54.330	39.538	1:33.868	83.60	0.184	16:57:48.968
9 -	<b>54.133</b>	39.551	<b>1:33.684 (1)</b>	<b>83.77</b>		<b>16:59:22.652</b>
10 -	54.478	39.744	1:34.222	83.29	0.538	17:00:56.874
11 -	54.443	40.267	1:34.710	82.86	1.026	17:02:31.584
12 -	54.993	40.110	1:35.103	82.52	1.419	17:04:06.687

<b>P2 6 GP ELLIS / CLEMENT</b>		LCR Yamaha - Brooklands Sand & Aggregates				
IDEAL LAP TIME : 1:33.586		BEST LAP TIME : 1:33.692		DIFFERENCE : 0.106		
LAP	SECTOR 1	SECTOR 2	LAP TIME	MPH	DIFF	TIME OF DAY
1 -		39.880	1:39.660	78.74	5.968	16:46:51.553
2 -	54.356	39.568	1:33.924	83.55	0.232	16:48:25.477
3 -	54.275	39.637	1:33.912	83.56	0.220	16:49:59.389
4 -	54.347	<b>39.499</b>	1:33.846	83.62	0.154	16:51:33.235
5 -	54.154	39.538	<b>1:33.692 (1)</b>	<b>83.76</b>		<b>16:53:06.927</b>
6 -	54.412	39.962	1:34.374	83.15	0.682	16:54:41.301
7 -	54.697	39.732	1:34.429	83.11	0.737	16:56:15.730
8 -	54.204	39.673	1:33.877	83.59	0.185	16:57:49.607
9 -	<b>54.087</b>	39.699	1:33.786 (2)	83.68	0.094	16:59:23.393
10 -	54.094	39.744	1:33.838 (3)	83.63	0.146	17:00:57.231
11 -	54.495	40.038	1:34.533	83.01	0.841	17:02:31.764
12 -	55.400	39.739	1:35.139	82.49	1.447	17:04:06.903

<b>P3 84 CUP S.LAIDLAW / J.LAIDLAW</b>		LCR Yamaha - Marin Motorsports				
IDEAL LAP TIME : 1:33.444		BEST LAP TIME : 1:33.444		DIFFERENCE : 0.000		
LAP	SECTOR 1	SECTOR 2	LAP TIME	MPH	DIFF	TIME OF DAY
1 -		40.680	1:41.129	77.60	7.685	16:46:53.022
2 -	54.908	40.613	1:35.521	82.16	2.077	16:48:28.543
3 -	54.729	39.674	1:34.403	83.13	0.959	16:50:02.946
4 -	54.144	39.591	1:33.735 (2)	83.72	0.291	16:51:36.681
5 -	54.130	39.610	1:33.740 (3)	83.72	0.296	16:53:10.421
6 -	54.040	39.818	1:33.858	83.61	0.414	16:54:44.279
7 -	54.214	39.631	1:33.845	83.62	0.401	16:56:18.124
8 -	<b>53.975</b>	<b>39.469</b>	<b>1:33.444 (1)</b>	<b>83.98</b>		<b>16:57:51.568</b>
9 -	54.309	39.783	1:34.092	83.40	0.648	16:59:25.660
10 -	54.917	40.876	1:35.793	81.92	2.349	17:01:01.453
11 -	54.772	40.144	1:34.916	82.68	1.472	17:02:36.369
12 -	55.523	41.950	1:37.473	80.51	4.029	17:04:13.842

# International Sidecar Revival Meeting @ Cadwell Park

## British Sidecar Championship

### RACE 13 - SECTOR ANALYSIS



SECTOR 1 = FL to I1, SECTOR 2 = I1 to FL, DIFF = Difference To Personal Best Lap, P = Crossed Finish Line in Pit Lane, D = Time Disallowed

<b>P4</b>		<b>29 GP</b>		<b>KERSHAW / CHARLWOOD</b>		LCR Yamaha - Quattro Group	
IDEAL LAP TIME : 1:33.843		BEST LAP TIME : 1:33.843		DIFFERENCE : 0.000			
LAP	SECTOR 1	SECTOR 2	LAP TIME	MPH	DIFF	TIME OF DAY	
1 -		40.504	1:41.734	77.14	7.891	16:46:53.627	
2 -	54.854	40.596	1:35.450	82.22	1.607	16:48:29.077	
3 -	55.216	40.400	1:35.616	82.07	1.773	16:50:04.693	
4 -	55.390	39.928	1:35.318	82.33	1.475	16:51:40.011	
5 -	54.492	39.828	1:34.320 <b>(3)</b>	83.20	0.477	16:53:14.331	
6 -	54.568	39.998	1:34.566	82.99	0.723	16:54:48.897	
7 -	54.547	39.893	1:34.440	83.10	0.597	16:56:23.337	
8 -	54.856	39.746	1:34.602	82.95	0.759	16:57:57.939	
9 -	<b>54.218</b>	<b>39.625</b>	<b>1:33.843 (1)</b>	<b>83.62</b>		<b>16:59:31.782</b>	
10 -	54.513	40.042	1:34.555	83.00	0.712	17:01:06.337	
11 -	54.407	39.883	1:34.290 <b>(2)</b>	83.23	0.447	17:02:40.627	
12 -	54.443	41.006	1:35.449	82.22	1.606	17:04:16.076	

<b>P5</b>		<b>34 GP</b>		<b>S.CHRISTIE / T.CHRISTIE</b>		LCR Yamaha - Christie Engineering Services	
IDEAL LAP TIME : 1:33.907		BEST LAP TIME : 1:34.062		DIFFERENCE : 0.155			
LAP	SECTOR 1	SECTOR 2	LAP TIME	MPH	DIFF	TIME OF DAY	
1 -		40.798	1:42.372	76.66	8.310	16:46:54.265	
2 -	54.646	40.656	1:35.302	82.34	1.240	16:48:29.567	
3 -	55.108	40.359	1:35.467	82.20	1.405	16:50:05.034	
4 -	55.497	39.906	1:35.403	82.26	1.341	16:51:40.437	
5 -	54.289	39.925	1:34.214 <b>(3)</b>	83.30	0.152	16:53:14.651	
6 -	54.759	39.920	1:34.679	82.89	0.617	16:54:49.330	
7 -	54.556	39.924	1:34.480	83.06	0.418	16:56:23.810	
8 -	54.640	40.085	1:34.725	82.85	0.663	16:57:58.535	
9 -	54.323	<b>39.739</b>	<b>1:34.062 (1)</b>	<b>83.43</b>		<b>16:59:32.597</b>	
10 -	<b>54.168</b>	40.011	1:34.179 <b>(2)</b>	83.33	0.117	17:01:06.776	
11 -	54.516	40.307	1:34.823	82.76	0.761	17:02:41.599	
12 -	55.827	41.493	1:37.320	80.64	3.258	17:04:18.919	

<b>P6</b>		<b>2 GP</b>		<b>J.HOLDEN / CONIL</b>		LCR Yamaha - John Holden Racing	
IDEAL LAP TIME : 1:36.890		BEST LAP TIME : 1:37.195		DIFFERENCE : 0.305			
LAP	SECTOR 1	SECTOR 2	LAP TIME	MPH	DIFF	TIME OF DAY	
1 -		43.982	1:50.936	70.74	13.741	16:47:02.829	
2 -	56.885	41.064	1:37.949	80.12	0.754	16:48:40.778	
3 -	<b>55.933</b>	42.258	1:38.191	79.92	0.996	16:50:18.969	
4 -	56.241	42.086	1:38.327	79.81	1.132	16:51:57.296	
5 -	56.718	41.545	1:38.263	79.86	1.068	16:53:35.559	
6 -	56.959	41.787	1:38.746	79.47	1.551	16:55:14.305	
7 -	57.062	41.646	1:38.708	79.50	1.513	16:56:53.013	
8 -	56.812	41.820	1:38.632	79.56	1.437	16:58:31.645	
9 -	56.287	<b>40.957</b>	1:37.244 <b>(2)</b>	80.70	0.049	17:00:08.889	
10 -	55.993	41.202	<b>1:37.195 (1)</b>	<b>80.74</b>		<b>17:01:46.084</b>	
11 -	56.202	41.625	1:37.827 <b>(3)</b>	80.22	0.632	17:03:23.911	
12 -	57.059	42.103	1:39.162	79.14	1.967	17:05:03.073	

# International Sidecar Revival Meeting @ Cadwell Park

## British Sidecar Championship

### RACE 13 - SECTOR ANALYSIS



SECTOR 1 = FL to I1, SECTOR 2 = I1 to FL, DIFF = Difference To Personal Best Lap, P = Crossed Finish Line in Pit Lane, D = Time Disallowed

<b>P7</b>		<b>111 GP</b>		<b>CABLE / RICHARDSON</b>		LCR Yamaha - L&W Racing	
IDEAL LAP TIME : 1:38.289		BEST LAP TIME : 1:38.553		DIFFERENCE : 0.264			
LAP	SECTOR 1	SECTOR 2	LAP TIME	MPH	DIFF	TIME OF DAY	
1 -		42.274	1:46.555	73.65	8.002	16:46:58.448	
2 -	57.763	41.835	1:39.598	78.79	1.045	16:48:38.046	
3 -	57.208	41.839	1:39.047	79.23	0.494	16:50:17.093	
4 -	57.396	42.061	1:39.457	78.90	0.904	16:51:56.550	
<b>5 -</b>	<b>57.029</b>	41.524	<b>1:38.553 (1)</b>	<b>79.63</b>		<b>16:53:35.103</b>	
6 -	<b>56.969</b>	41.588	1:38.557 (2)	79.62	0.004	16:55:13.660	
7 -	57.335	41.472	1:38.807	79.42	0.254	16:56:52.467	
8 -	57.038	41.722	1:38.760	79.46	0.207	16:58:31.227	
9 -	57.284	<b>41.320</b>	1:38.604 (3)	79.59	0.051	17:00:09.831	
10 -	57.090	41.818	1:38.908	79.34	0.355	17:01:48.739	
11 -	57.311	41.671	1:38.982	79.28	0.429	17:03:27.721	
12 -	57.188	41.693	1:38.881	79.36	0.328	17:05:06.602	

<b>P8</b>		<b>27 CUP</b>		<b>P.KIRBY / T.KIRBY</b>		Adolf RS Yamaha - KRT Racing	
IDEAL LAP TIME : 1:39.308		BEST LAP TIME : 1:39.395		DIFFERENCE : 0.087			
LAP	SECTOR 1	SECTOR 2	LAP TIME	MPH	DIFF	TIME OF DAY	
1 -		42.314	1:46.914	73.40	7.519	16:46:58.807	
2 -	57.723	42.309	1:40.032	78.45	0.637	16:48:38.839	
3 -	<b>57.522</b>	42.308	1:39.830 (2)	78.61	0.435	16:50:18.669	
4 -	57.605	42.385	1:39.990 (3)	78.48	0.595	16:51:58.659	
5 -	57.833	42.166	1:39.999	78.48	0.604	16:53:38.658	
6 -	58.512	42.648	1:41.160	77.58	1.765	16:55:19.818	
7 -	59.123	42.643	1:41.766	77.11	2.371	16:57:01.584	
8 -	57.739	42.417	1:40.156	78.35	0.761	16:58:41.740	
9 -	59.028	43.020	1:42.048	76.90	2.653	17:00:23.788	
10 -	58.799	42.800	1:41.599	77.24	2.204	17:02:05.387	
<b>11 -</b>	<b>57.609</b>	<b>41.786</b>	<b>1:39.395 (1)</b>	<b>78.95</b>		<b>17:03:44.782</b>	
12 -	58.766	43.886	1:42.652	76.45	3.257	17:05:27.434	

<b>P9</b>		<b>4 CUP</b>		<b>PEACH / EDWARDS</b>		LCR Yamaha - Life Safety Motorsport	
IDEAL LAP TIME : 1:39.274		BEST LAP TIME : 1:39.477		DIFFERENCE : 0.203			
LAP	SECTOR 1	SECTOR 2	LAP TIME	MPH	DIFF	TIME OF DAY	
1 -		43.989	1:50.694	70.89	11.217	16:47:02.587	
2 -	59.136	43.241	1:42.377	76.65	2.900	16:48:44.964	
3 -	59.182	42.956	1:42.138	76.83	2.661	16:50:27.102	
4 -	59.497	42.273	1:41.770	77.11	2.293	16:52:08.872	
5 -	57.634	42.279	1:39.913	78.54	0.436	16:53:48.785	
6 -	57.536	42.042	1:39.578 (2)	78.81	0.101	16:55:28.363	
7 -	57.933	42.819	1:40.752	77.89	1.275	16:57:09.115	
8 -	58.271	42.287	1:40.558	78.04	1.081	16:58:49.673	
<b>9 -</b>	<b>57.689</b>	<b>41.788</b>	<b>1:39.477 (1)</b>	<b>78.89</b>		<b>17:00:29.150</b>	
10 -	<b>57.486</b>	42.248	1:39.734 (3)	78.68	0.257	17:02:08.884	
11 -	58.644	42.685	1:41.329	77.45	1.852	17:03:50.213	
12 -	57.907	42.168	1:40.075	78.42	0.598	17:05:30.288	

# International Sidecar Revival Meeting @ Cadwell Park

## British Sidecar Championship

### RACE 13 - SECTOR ANALYSIS



SECTOR 1 = FL to I1, SECTOR 2 = I1 to FL, DIFF = Difference To Personal Best Lap, P = Crossed Finish Line in Pit Lane, D = Time Disallowed

P10 17 CUP CLARKE / ENSOR			LCR Honda - Centurion Packaging / Fineline Sealants / CYB Fib			
IDEAL LAP TIME : 1:39.001		BEST LAP TIME : 1:39.122		DIFFERENCE : 0.121		
LAP	SECTOR 1	SECTOR 2	LAP TIME	MPH	DIFF	TIME OF DAY
1 -		43.485	1:49.892	71.41	10.770	16:47:01.785
2 -	59.460	43.342	1:42.802	76.34	3.680	16:48:44.587
3 -	1:00.045	42.854	1:42.899	76.26	3.777	16:50:27.486
4 -	59.434	43.644	1:43.078	76.13	3.956	16:52:10.564
5 -	59.633	42.031	1:41.664	77.19	2.542	16:53:52.228
6 -	<b>57.481</b>	41.703	1:39.184 (2)	79.12	0.062	16:55:31.412
7 -	57.579	41.543	<b>1:39.122 (1)</b>	<b>79.17</b>		<b>16:57:10.534</b>
8 -	57.837	42.191	1:40.028	78.45	0.906	16:58:50.562
9 -	57.774	<b>41.520</b>	1:39.294 (3)	79.03	0.172	17:00:29.856
10 -	57.506	41.983	1:39.489	78.88	0.367	17:02:09.345
11 -	58.721	42.431	1:41.152	77.58	2.030	17:03:50.497
12 -	57.971	42.197	1:40.168	78.34	1.046	17:05:30.665

P11 26 CUP ATKINSON / MIDDLETON			Adolf RS Yamaha - Mecsia / RAF Engineering			
IDEAL LAP TIME : 1:39.926		BEST LAP TIME : 1:39.959		DIFFERENCE : 0.033		
LAP	SECTOR 1	SECTOR 2	LAP TIME	MPH	DIFF	TIME OF DAY
1 -		43.885	1:51.435	70.42	11.476	16:47:03.328
2 -	59.040	43.415	1:42.455	76.60	2.496	16:48:45.783
3 -	59.243	43.392	1:42.635	76.46	2.676	16:50:28.418
4 -	58.770	44.039	1:42.809	76.33	2.850	16:52:11.227
5 -	59.165	42.814	1:41.979	76.95	2.020	16:53:53.206
6 -	58.031	<b>42.231</b>	1:40.262 (2)	78.27	0.303	16:55:33.468
7 -	<b>57.695</b>	42.264	<b>1:39.959 (1)</b>	<b>78.51</b>		<b>16:57:13.427</b>
8 -	58.498	44.307	1:42.805	76.33	2.846	16:58:56.232
9 -	58.972	42.968	1:41.940	76.98	1.981	17:00:38.172
10 -	59.179	43.536	1:42.715	76.40	2.756	17:02:20.887
11 -	58.922	42.763	1:41.685 (3)	77.18	1.726	17:04:02.572
12 -	1:00.422	44.278	1:44.700	74.95	4.741	17:05:47.272

P12 8 CUP BELL / COLBROOK			Ryde Yamaha - Marin Motorsports			
IDEAL LAP TIME : 1:42.437		BEST LAP TIME : 1:42.555		DIFFERENCE : 0.118		
LAP	SECTOR 1	SECTOR 2	LAP TIME	MPH	DIFF	TIME OF DAY
1 -		43.538	1:49.708	71.53	7.153	16:47:01.601
2 -	<b>59.555</b>	43.182	1:42.737 (3)	76.38	0.182	16:48:44.338
3 -	59.673	<b>42.882</b>	<b>1:42.555 (1)</b>	<b>76.52</b>		<b>16:50:26.893</b>
4 -	59.687	43.582	1:43.269	75.99	0.714	16:52:10.162
5 -	1:01.101	43.404	1:44.505	75.09	1.950	16:53:54.667
6 -	59.677	43.475	1:43.152	76.08	0.597	16:55:37.819
7 -	1:00.315	43.390	1:43.705	75.67	1.150	16:57:21.524
8 -	1:00.033	43.106	1:43.139	76.09	0.584	16:59:04.663
9 -	1:00.106	43.127	1:43.233	76.02	0.678	17:00:47.896
10 -	59.637	43.024	1:42.661 (2)	76.44	0.106	17:02:30.557
11 -	1:00.305	45.029	1:45.334	74.50	2.779	17:04:15.891

P13 171 CUP POTTINGER / DODDS			LCR Yamaha - GB Precision / Opal Lazer			
IDEAL LAP TIME : 1:42.054		BEST LAP TIME : 1:42.350		DIFFERENCE : 0.296		
LAP	SECTOR 1	SECTOR 2	LAP TIME	MPH	DIFF	TIME OF DAY
1 -		43.591	1:52.293	69.88	9.943	16:47:04.186
2 -	59.660	43.837	1:43.497	75.82	1.147	16:48:47.683
3 -	1:00.908	43.607	1:44.515	75.09	2.165	16:50:32.198
4 -	1:00.309	43.519	1:43.828	75.58	1.478	16:52:16.026
5 -	59.967	43.154	1:43.121	76.10	0.771	16:53:59.147
6 -	59.700	<b>42.821</b>	1:42.521 (3)	76.55	0.171	16:55:41.668
7 -	59.434	42.916	<b>1:42.350 (1)</b>	<b>76.67</b>		<b>16:57:24.018</b>
8 -	59.506	43.047	1:42.553	76.52	0.203	16:59:06.571
9 -	<b>59.233</b>	43.460	1:42.693	76.42	0.343	17:00:49.264
10 -	59.391	43.059	1:42.450 (2)	76.60	0.100	17:02:31.714
11 -	1:00.469	44.723	1:45.192	74.60	2.842	17:04:16.906

# International Sidecar Revival Meeting @ Cadwell Park

## British Sidecar Championship

### RACE 13 - SECTOR ANALYSIS



SECTOR 1 = FL to I1, SECTOR 2 = I1 to FL, DIFF = Difference To Personal Best Lap, P = Crossed Finish Line in Pit Lane, D = Time Disallowed

<b>P14</b>	<b>77 GP</b>	<b>REEVES / WILKES</b>	Adolf RS Yamaha - Bonovo Action / Rich Energy			
IDEAL LAP TIME : 1:35.337		BEST LAP TIME : 1:35.564	DIFFERENCE : 0.227			

LAP	SECTOR 1	SECTOR 2	LAP TIME	MPH	DIFF	TIME OF DAY
1 -		40.667	1:40.926	77.76	5.362	16:46:52.819
2 -	<b>54.877</b>	40.687	<b>1:35.564 (1)</b>	<b>82.12</b>		<b>16:48:28.383</b>
3 -	55.657	<b>40.460</b>	1:36.117 (2)	81.65	0.553	16:50:04.500

<b>P15</b>	<b>89 CUP</b>	<b>C.HAUXWELL / K.HAUXWELL</b>	Adolf RS Yamaha - Haz Beanz / CJK Racing			
IDEAL LAP TIME : 1:52.434		BEST LAP TIME : 1:52.949	DIFFERENCE : 0.515			

LAP	SECTOR 1	SECTOR 2	LAP TIME	MPH	DIFF	TIME OF DAY
1 -		48.084	2:02.065	64.29	9.116	16:47:13.958
2 -	1:05.930	<b>47.499</b>	1:53.429 (2)	69.18	0.480	16:49:07.387
3 -	1:05.365	47.584	<b>1:52.949 (1)</b>	<b>69.48</b>		<b>16:51:00.336</b>

# International Sidecar Revival Meeting @ Cadwell Park

## British Sidecar Championship

### RACE 13 - BEST SECTORS

SECTOR 1			SECTOR 2			IDEAL / BEST COMPARISON						
POS	NO	NAME	TIME	NO	NAME	TIME	POS	NO	NAME	IDEAL	BEST	DIFF
									<b>PERFECT LAP</b>	<b>1:33.333</b>		
1	84	S.LAIDLAW / J.LAIDLAW	53.975	95	BLACKSTOCK / ROSNEY	39.358	1	84	S.LAIDLAW / J.LAIDLAW	1:33.444	1:33.444	0.000
2	6	ELLIS / CLEMENT	54.087	84	S.LAIDLAW / J.LAIDLAW	39.469	2	95	BLACKSTOCK / ROSNEY	1:33.491	1:33.684	0.193
3	95	BLACKSTOCK / ROSNEY	54.133	6	ELLIS / CLEMENT	39.499	3	6	ELLIS / CLEMENT	1:33.586	1:33.692	0.106
4	34	S.CHRISTIE / T.CHRISTIE	54.168	29	KERSHAW / CHARLWOOD	39.625	4	29	KERSHAW / CHARLWOOD	1:33.843	1:33.843	0.000
5	29	KERSHAW / CHARLWOOD	54.218	34	S.CHRISTIE / T.CHRISTIE	39.739	5	34	S.CHRISTIE / T.CHRISTIE	1:33.907	1:34.062	0.155
6	77	REEVES / WILKES	54.877	77	REEVES / WILKES	40.460	6	77	REEVES / WILKES	1:35.337	1:35.564	0.227
7	2	J.HOLDEN / CONIL	55.933	2	J.HOLDEN / CONIL	40.957	7	2	J.HOLDEN / CONIL	1:36.890	1:37.195	0.305
8	111	CABLE / RICHARDSON	56.969	111	CABLE / RICHARDSON	41.320	8	111	CABLE / RICHARDSON	1:38.289	1:38.553	0.264
9	17	CLARKE / ENSOR	57.481	17	CLARKE / ENSOR	41.520	9	17	CLARKE / ENSOR	1:39.001	1:39.122	0.121
10	4	PEACH / EDWARDS	57.486	27	P.KIRBY / T.KIRBY	41.786	10	4	PEACH / EDWARDS	1:39.274	1:39.477	0.203
11	27	P.KIRBY / T.KIRBY	57.522	4	PEACH / EDWARDS	41.788	11	27	P.KIRBY / T.KIRBY	1:39.308	1:39.395	0.087
12	26	ATKINSON / MIDDLETON	57.695	26	ATKINSON / MIDDLETON	42.231	12	26	ATKINSON / MIDDLETON	1:39.926	1:39.959	0.033
13	171	POTTINGER / DODDS	59.233	171	POTTINGER / DODDS	42.821	13	171	POTTINGER / DODDS	1:42.054	1:42.350	0.296
14	8	BELL / COLBROOK	59.555	8	BELL / COLBROOK	42.882	14	8	BELL / COLBROOK	1:42.437	1:42.555	0.118
15	89	C.HAUXWELL / K.HAUXWELL	1:04.935	89	C.HAUXWELL / K.HAUXWELL	47.499	15	89	C.HAUXWELL / K.HAUXWELL	1:52.434	1:52.949	0.515

# International Sidecar Revival Meeting @ Cadwell Park

## British Sidecar Championship

### RACE 13 - STATISTICS

**Competitors Started** 15  
**Planned Start** 2024-08-04 @ 15:35:00.000  
**Actual Start** 2024-08-04 @ 16:45:11.892  
**Finish Time** 2024-08-04 @ 17:04:06.686  
**Track Length** 2.1800mi.  
**Total Laps** 160  
**Total Distance Covered** 348.8029mi.

#### Session Fastest Lap History

NO	CL	NAME	LAP TIME	TIME OF DAY	LAP	VEHICLE
95	GP	BLACKSTOCK / ROSNEY	1:33.742	16:48:24.917	2	LCR Yamaha
84	CUP	S.LAIDLLOW / J.LAIDLLOW	1:33.735	16:51:36.701	4	LCR Yamaha
6	GP	ELLIS / CLEMENT	1:33.692	16:53:06.945	5	LCR Yamaha
84	CUP	S.LAIDLLOW / J.LAIDLLOW	1:33.444	16:57:51.588	8	LCR Yamaha

#### Session Leader History

NO	CL	NAME	FROM LAP	LAPS LED	DISTANCE	VEHICLE
95	GP	BLACKSTOCK / ROSNEY	1	12	26.16 miles	LCR Yamaha

#### Flag History

TYPE	TIME OF DAY
GREEN	16:45:11.892
FINISH	17:04:06.686

#### Flag Statistics

TYPE	COUNT	TOTAL LAPS	TOTAL TIME
Green	1	12	21:17.075
Red	0	0	0.000
Safety Car	0	0	0.000
FCY	0	0	0.000



# International Sidecar Revival Meeting @ Cadwell Park

## British Sidecar Championship

### RACE 13 - STATISTICS

CLASS : CUP

8 Starters

#### Fastest Lap History

NO	NAME	LAP TIME	TIME OF DAY	LAP	VEHICLE
84	S.LAIDLAW / J.LAIDLAW	1:35.521	16:48:28.500	2	LCR Yamaha
84	S.LAIDLAW / J.LAIDLAW	1:34.403	16:50:02.966	3	LCR Yamaha
84	S.LAIDLAW / J.LAIDLAW	1:33.735	16:51:36.701	4	LCR Yamaha
84	S.LAIDLAW / J.LAIDLAW	1:33.444	16:57:51.588	8	LCR Yamaha

#### Leader History

NO	NAME	FROM LAP	LAPS LED	DISTANCE	VEHICLE
84	S.LAIDLAW / J.LAIDLAW	1	12	26.16 miles	LCR Yamaha

# International Sidecar Revival Meeting @ Cadwell Park

## British Sidecar Championship

### RACE 13 - STATISTICS

CLASS : GP

7 Starters

#### Fastest Lap History

NO	NAME	LAP TIME	TIME OF DAY	LAP	VEHICLE
95	BLACKSTOCK / ROSNEY	1:33.742	16:48:24.917	2	LCR Yamaha
6	ELLIS / CLEMENT	1:33.692	16:53:06.945	5	LCR Yamaha
95	BLACKSTOCK / ROSNEY	1:33.684	16:59:22.674	9	LCR Yamaha

#### Leader History

NO	NAME	FROM LAP	LAPS LED	DISTANCE	VEHICLE
95	BLACKSTOCK / ROSNEY	1	12	26.16 miles	LCR Yamaha

2024 British Sidecar Championship  
OVERALL RIDERS CHAMPIONSHIP CLASSIFICATION



		TOTAL	GAP	DIFF	13th / 14th April Pembrey			17th - 19th May Donington Park GP		14th - 16th June Knockhill		5th - 7th July Snetterton 300		3rd / 4th August Cadwell Park		13th - 13th October Brands Hatch GP		Wins	Seconds	Thirds	
					1	2	3	4	5	6	7	8	9	10	11	12	13				14
1	S. LAIDLLOW / J. LAIDLLOW (LCR Yamaha) - CUP	236.5			22	20	25	18	18	12.5	25	20	20	18	18	20			3	1	4
2	BLACKSTOCK / ROSNEY (LCR Yamaha) - GP	234	2.5		25	25		20	25	11	22	22	22	25	12	25			5	4	1
3	KERSHAW / CHARLWOOD & SHARPE (LCR Yamaha) - GP	174	62.5	60				22	20	10	20	25	25	14	20	18			2	1	4
4	G. HOLDEN / LAWRENCE (LCR Kawasaki) - GP	154	82.5	20	20	18	12	16	16	8	16	18	18	12					0	0	1
5	P. KIRBY / T. KIRBY (Adolf RS Yamaha) - CUP	126	110.5	28	16	10	22	12	10			12	10	8	16	10			0	1	0
6	BIGGS / SEGERS (LCR Yamaha) - GP	121	115.5	5	18	12	20	8	14	5	14	16	14						0	0	1
7	J. HOLDEN / GORDON (LCR Yamaha) - GP	95	141.5	26	12	14	8			7		14	16	10	14				0	0	0
8	S.CHRISTIE / T.CHRISTIE (LCR Yamaha) - GP	85	151.5	10				25	22					22	16				1	2	0
9	CLARKE / ENSOR (LCR Honda) - CUP	80	156.5	5	10	8	16	10	6		12	6	6		6				0	0	0
10	ELLIS / CLEMENT (LCR Yamaha) - GP	67	169.5	13										20	25	22			1	1	1
11	CABLE / RICHARDSON (LCR Yamaha) - GP	66	170.5	1				4	8			10	12	6	14	12			0	0	0
12	ATKINSON / SMITH (Adolf RS Yamaha) - CUP	60	176.5	6	2	6	6	6	5	4	10	8	8		5				0	0	0
13	P.BELL / HYDE (LCR Yamaha) - CUP	53	183.5	7				14	12	9	18								0	0	0
14	PEACH / EDWARDS (LCR Yamaha) - CUP	49	187.5	4	4			3	3	6		5	5	5	10	8			0	0	0
15	R. STEVENS / W. STEVENS (Ryde Yamaha) - CUP	48	188.5	1	14	16	18												0	0	0
16	WILLIAMS / PITT (LCR Yamaha) - GP	42	194.5	6	6	22	14												0	1	0
17	REEVES / WILKES (Adolf RS Yamaha) - GP	38	198.5	4										16	22				0	1	0
18	M.BELL / COLBROOK (Ryde Yamaha) - CUP	33	203.5	5				5	4	8				4	8	4			0	0	0
19	POTTINGER / DODDS (LCR Yamaha) - CUP	20	216.5	13								4	4	3	6	3			0	0	0
20	R. CROWE / C. CROWE (LCR Honda) - F2	18	218.5	2	8	10													0	0	0
21	MOSS / HOPE (LCR Yamaha) - CUP	12	224.5	6	1			1		3	6	1							0	0	0
22	PEARSON / RESTALL (LCR Suzuki) - F2	10	226.5	2	4			2	2			2							0	0	0
23	A. FOUNDS / GIBBONS (LCR Yamaha) - F2	8	228.5	2	3	5													0	0	0
22	NICOL / CONIL (LCR Yamaha) - CUP	5	231.5	3	5														0	0	0
23	C.HAUZWELL / K.HAUZWELL (Adolf RS Yamaha) - CUP	4	232.5	1				1				3							0	0	0

2024 British Sidecar Championship  
GP RIDERS CHAMPIONSHIP CLASSIFICATION



	TOTAL	GAP	DIFF	13th / 14th April Pembrey		17th - 19th May Dorington Park GP		14th - 16th June Knockhill		5th - 7th July Snetterton 300		3rd / 4th August Cadwell Park		11th - 13th October Brands Hatch GP		Wins	Seconds	Thirds	
				1	2	3	4	5	6	7	8	9	10	11	12				13
1	BLACKSTOCK / ROSNEY (LCR Yamaha)	242.5																	
2	G. HOLDEN / LAWRENCE (LCR Kawasaki)	182	60.5																
3	KERSHAW / CHARLWOOD & SHARPE (LCR Yamaha)	181	61.5	1															
4	BIGGS / SEGERS (LCR Yamaha)	153	89.5	28															
5	J. HOLDEN / GORDON (LCR Yamaha)	125	117.5	28															
6	CABLE / RICHARDSON (LCR Yamaha)	98	144.5	27															
7	S.CHRISTIE / T.CHRISTIE (LCR Yamaha)	87	155.5	11															
8	ELLIS / CLEMENT (LCR Yamaha)	67	175.5	20															
9	WILLIAMS / PITT (LCR Yamaha)	60	182.5	7															
10	REEVES / WILKES (Adolf RS Yamaha)	40	202.5	20															

2024 British Sidecar Championship  
CUP RIDERS CHAMPIONSHIP CLASSIFICATION



		TOTAL	GAP	DIFF	Races														Wins	Seconds	Thirds
					1	2	3	4	5	6	7	8	9	10	11	12	13	14			
					13th / 14th April Pembrey			17th - 19th May Donington Park GP		14th - 16th June Knockhill		5th - 7th July Snetterton 300		3rd / 4th August Cadwell Park		11th - 13th October Brands Hatch GP					
1	S. LAIDLLOW / J. LAIDLLOW (LCR Yamaha)	287.5			25	25	25	25	25	12.5	25	25	25	25	25		12	0	0		
2	P. KIRBY / T. KIRBY (Adolf RS Yamaha)	214	73.5		22	20	22	20	20		22	22	22	22	22		0	7	3		
3	CLARKE / ENSOR (LCR Honda)	164	123.5	50	18	18	18	18	18	20	18	18		18			0	0	1		
4	ATKINSON / SMITH & MIDDLETON (Adolf RS Yamaha)	159	128.5	5	12	16	16	16	16	9	18	20	20		16		0	0	2		
5	PEACH / EDWARDS (LCR Yamaha)	140	147.5	19	14			12	12	10		16	16	20	20	20		0	0	4	
6	M.BELL / COLBROOK (LCR Yamaha)	94	193.5	46				14	14		16			18	18	14		0	0	0	
7	P.BELL / HYDE (LCR Yamaha)	77	210.5	17				22	22	11	22							0	4	0	
8	POTTINGER / DODDS (LCR Yamaha)	72	215.5	5							14	14	16	16	12			0	0	0	
9	R. STEVENS / W. STEVENS (Ryde Yamaha)	62	225.5	10	20	22	20											0	1	2	
10	MOSS / HOPE (LCR Yamaha)	52	235.5	10	10			10		8	14	10						0	0	0	
11	C.HAUXWELL / K.HAUXWELL (Adolf RS Yamaha)	22	265.5	30				10				12						0	0	0	