

OMOLOGATO®



# OPAL BRITISH SIDECAR CHAMPIONSHIP



Round 6

Brands Hatch GP

11<sup>th</sup> – 13<sup>th</sup> October 2024



Timing & Results Provided by Timing Solutions Ltd

[www.tsl-timing.com](http://www.tsl-timing.com)



BrandsHatch

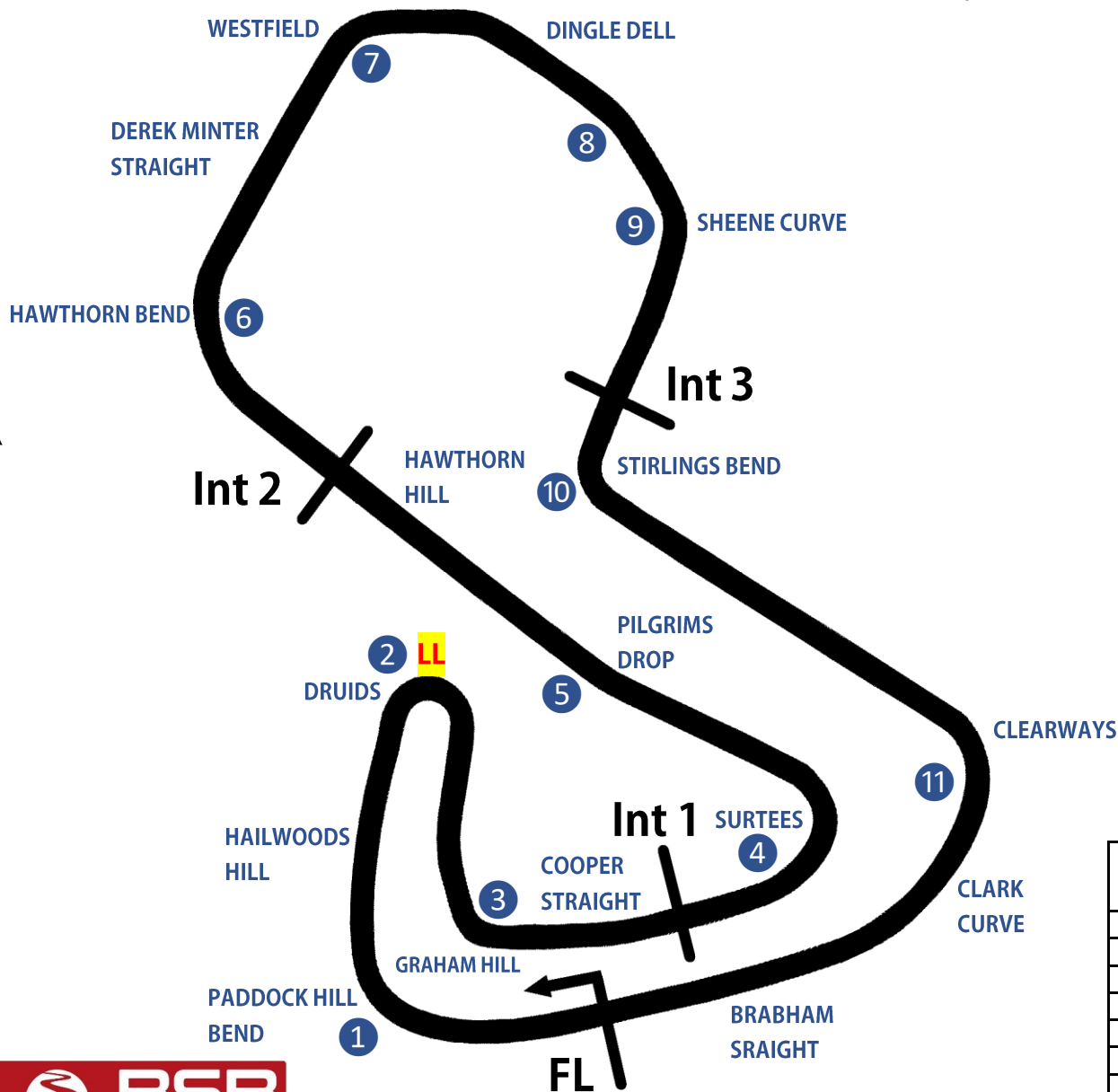
# Brands Hatch Grand Prix Circuit

Fawkham, Longfield, Kent, UK

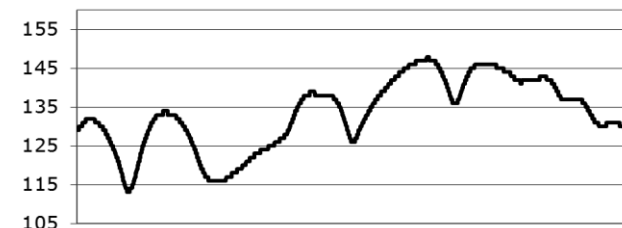


SPORTS TIMING

TIMING SOLUTIONS LTD



Circuit Altitude (m)



Length 2.4332 miles | 3.916 km | 3916.0 m

FL		51.36032 N	0.26032 E
Int 1	1116m	51.35934 N	0.25955 E
Int 2	1796m	51.35628 N	0.22660 E
Int 3	2928m	51.35532 N	0.26250 E
Pit Entry	3646m	51.35911 N	0.25743 E
Pit Exit	83m after FL	51.36017 N	0.26051 E
Pit Entry - Pit Exit	332m, 23.9s @ 50kph, 19.9s @ 60kph		

**(LL) LONG LAP - OUTSIDE OF T2 / DRUIDS**

Race Lap Records		Best Sector Information (Any Session)							
		S1	S1 mph	S2	S2 mph	S3	S3 mph	S4	FL mph
Superbike	1:24.873	26.954	133.4	14.489	177.5	23.022	104.2	19.625	168.6
Superstock (1000)	1:26.555	27.433	128.3	14.818	170.3	23.527	102.2	20.133	164.8
Supersport / GP2	1:27.675	27.706	124.7	15.221	162.0	23.473	101.9	20.575	156.8
Sidecar 600	1:31.707	28.717	110.7	16.713	137.5	23.586	101.8	21.991	131.0
Sportbike	1:31.822	28.884	114.1	16.323	143.0	24.484	99.8	21.825	136.9
BMW F900 R Cup	1:33.856	29.525	110.1	16.667	142.1	24.960	96.5	22.320	132.8
BTC 2020	1:36.026	29.846	105.6	17.429	130.5	24.860	95.7	22.826	125.6
Superteen	1:36.389	30.166	106.0	17.183	135.8	25.356	97.8	22.838	129.0
BSB Best Ever Lap	1:24.163	Shane Byrne - Be Wiser Ducati - (Q3 14/10/17)							



Results & Live Timing available at – [www.tsl-timing.com](http://www.tsl-timing.com)

Updated - 16/08/2024 16:27

## 2024 Bennetts British Superbike Championship - Round 11

### 2024 OPAL British Sidecar Championship

#### START LIST

NO	CL	NAME		ENTRY
2	GP	J.HOLDEN / SHARPE	J.HOL	LCR Yamaha - John Holden Racing
3	GP	R.CROWE / C.CROWE	CRO	LCR Honda - Kel Properties
4	CUP	PEACH / EDWARDS	PEA	LCR Yamaha - Life Safety Motorsport
5	GP	BIGGS / SEGERS	BIG	LCR Yamaha - Express Tyre Service/Santander Salt
7	CUP	GRAY / MULDOON	GRA	BGR Yamaha - Brian Gray Powerbiking
8	CUP	M.BELL / COLBROOK	M.BEL	LCR Yamaha - Bell Marin Racing/HFF
11	WC	GILBERT / ROBERTS	GIL	Ryde Yamaha - West Ewell Fencing
17	CUP	CLARKE / ENSOR	CLA	LCR Honda - Centurion Packaging / Finline Sealants / C\
18	CUP	P.BELL / HYDE	P.BEL	LCR Yamaha - Marin Motorsports / HFF Civil Engineering
26	CUP	ATKINSON / MIDDLETON	ATK	Adolf RS Yamaha - Mecsia/RAF Engineering
27	CUP	KIRBY / KIRBY	KIT	Adolf RS Yamaha - KRT Racing
34	GP	S.CHRISTIE / T.CHRISTIE	CHR	LCR Yamaha - Hannafin Contractors
38	CUP	MOSS / HOPE	MOS	LCR Yamaha - LifeSafety Motorsport - CMR
45	WC	PAYNE / ROUSSEAU	PAY	Adolf RS Yamaha - Steinhausen Racing
65	WC	FAIRES / FOX	FAI	Ryde Triumph - AW Racing
76	F2	PEARSON / RESTALL	PER	LCR Yamaha - Direct Commercials/ABS Racing
77	GP	REEVES / WILKES	REE	Adolf RS Yamaha - Carl Cox Motorsport / H&S Contractor
84	CUP	LIDLLOW / LAIDLLOW	LAI	LCR Yamaha - Express Tyre Service / Pendragon Service
91	GP	WILLIAMS / KOLSCH	WIL	LCR Yamaha - NaTimber - AQ Logistics
93	GP	G.HOLDEN / LAWRENCE	G.HOL	LCR Kawasaki - Holden Racing
95	GP	BLACKSTOCK / ROSNEY	BLA	LCR Yamaha - Dave Holden Racing
111	GP	CABLE / RICHARDSON	CAB	LCR Yamaha - L&W Racing
165	WC	STAFFORD / HOPE	STA	Ryde Yamaha - AW Racing
171	CUP	POTTINGER / DODDS	POT	LCR Yamaha - GB Precision / Opal Lazer

Total Competitors: 24

Brands Hatch GP: 2.4332 miles

Printed - 19:23 Monday, 07 October 2024

Results can be found at [www.tsl-timing.com](http://www.tsl-timing.com)



2024 British Sidecar Championship  
RIDER PERFORMANCE CHART



GP CLASS		13th / 14th April Pembrey			17th - 19th May Donington Park GP		14th - 16th June Knockhill		5th - 7th July Snetterton 300		3rd / 4th August Cadwell Park			13th - 13th October Brands Hatch GP	
#	NAME / BIKE	1	2	3	4	5	6	7	8	9	10	11	12	13	14
2	J.HOLDEN / GORDON (Adolf RS Kawasaki)	4	4	4			4	DNF	5	4	7	DNF	5		
5	BIGGS / SEGERS (LCR Yamaha)	3	5	1	5	5	5	4	4	5					
6	ELLIS / CLEMENT (LCR Yamaha)										3	1*	2		
29	KERSHAW / CHARLWOOD & SHARPE (LCR Yamaha)				2*	3	2	2	1*	1	5	3	3		
34	CHRISTIE / CHRISTIE (LCR Yamaha)				1	2*					2	DNF	4		
77	REEVES / WILKES (Adolf RS Yamaha)				DNF	DNF					4	2	DNF		
91	WILLIAMS / PITT (LCR Yamaha)	5	2*	2*	DNF	DNF									
93	G.HOLDEN / LAWRENCE (LCR Kawasaki)	2	3	3	4	4	3	3	3	3	6	DNF	DNF		
95	BLACKSTOCK / ROSNEY (LCR Yamaha)	1*	1	DNF	3	1	1*	1*	2	2*	1*	5	1*		
111	CABLE / RICHARDSON (LCR Yamaha)				6	6			6	6	8	4	6		

CUP CLASS		1			2		3		4		5		6		7		8		9		10		11		12		13		14		
#	NAME / BIKE	1	2	3	4	5	6	7	8	9	10	11	12	13	14	15	16	17	18	19	20	21	22	23	24	25	26	27	28	29	30
4	PEACH / EDWARDS (LCR Yamaha)	6	DNF	DNF	7	7	3	DNF	5	5	3	3	3																		
8	M.BELL / COLBROOK (LCR Yamaha)				6	6	DNF	5			4	4	6																		
17	CLARKE / ENSOR (LCR Honda)	4	4	4	4	4	DNF	3	4	4	DNF	DNF	4																		
18	P.BELL / HYDE (LCR Yamaha)				2	2	2	2																							
26	ATKINSON / SMITH & MIDDLETON (Adolf RS Yamaha)	7	5	5	5	5	4	4	3	3	DNF	DNF	5																		
27	KIRBY / KIRBY (Adolf RS Yamaha)	2	3	2	3	3			2	2	2	2	2																		
38	MOSS / HOPE (LCR Yamaha)	8	DNF	DNF	DNF	8	5	6	8	DNF																					
84	LAIDLAW / LAIDLAW (LCR Yamaha)	1*	1*	1*	1*	1*	1*	1*	1*	1*	1*	1*	1*																		
88	NICOL / CONIL (LCR Yamaha)	5	DNF	DNF																											
89	HAUXWELL / HAUXWELL (Adolf RS Yamaha)	DNF	DNF	DNF	8	DNF			7	DNF	DNF	DNF	DNF																		
100	STEVENS / STEVENS (Ryde Yamaha)	3	2	3																											
171	POTTINGER / DODDS (LCR Yamaha)								6	6	5	5	7																		

F2 CLASS		1			2		3		4		5		6		7		8		9		10		11		12		13		14		
#	NAME / BIKE	1	2	3	4	5	6	7	8	9	10	11	12	13	14	15	16	17	18	19	20	21	22	23	24	25	26	27	28	29	30
3	CROWE / CROWE (LCR Yamaha)	1*	DNF	1*																											
44	FOUNDERS / GIBBONS (LCR Yamaha)	2	1*	DNF																											
76	PEARSON / RESTALL (LCR Suzuki)	3	2	DNF	1*	1*			1*	DNF	DNF	DNF	DNF																		

\* Denotes Fastest Lap | DNF = Did Not Finish | DNQ = Did Not Qualify | DNS = Did Not Start |

NC = Finished but Not Classified | DQ - Disqualified | Change of Team/Machine ||

Denotes Pole Position

Wildcard / None Points Scorer

2024 British Sidecar Championship  
LAPS LED



GP CLASS		13th / 14th April Pembrey			17th - 19th May Donington Park GP		14th - 16th June Knockhill		5th - 7th July Snetterton 300		3rd / 4th August Cadwell Park			11th - 13th October Brands Hatch GP		TOTAL
#	NAME / BIKE	1	2	3	4	5	6	7	8	9	10	11	12	13	14	
96	BLACKSTOCK / ROSNEY (LCR Yamaha)	15	14			1	7	11	2	1	10	11	12			84
29	KERSHAW / CHARLWOOD (LCR Yamaha)					9			3	9						21
5	BIGGS / SEGERS (LCR Yamaha)			10												10
34	CHRISTIE / CHRISTIE (LCR Yamaha)				10											10
91	WILLIAMS / PITT (LCR Yamaha)			4												4
6	ELLIS / CLEMENT (LCR Yamaha)										3					3

CUP CLASS		1	2	3	4	5	6	7	8	9	10	11	12	13	14	TOTAL
84	L Aidlow / Laidlow	15	14	14	10	10	7	11	5	10	10	14	12			132
																0

F2 CLASS		1	2	3	4	5	6	7	8	9	10	11	12	13	14	TOTAL
3	Crowe / Crowe	14	1	14												29
76	Pearson / Restall (LCR Suzuki)				9	9			5		2					25
44	Founds / Gibbons	1	13													14

**BOLD NUMBER INDICATES RACE WINNER**

POS	NO	CL	PIC	NAME	ENTRY	TIME	ON	LAPS	GAP	DIFF	MPH
1	45	WC	1	PAYNE / ROUSSEAU	Adolf RS Yamaha - Steinhausen Racing	1:34.008	12	12			93.18
2	91	GP	1	WILLIAMS / KOLSCH	LCR Yamaha - NaTimber - AQ Logistics	1:34.077	7	7	0.069	0.069	93.11
3	84	CUP	1	LAIDLAW / LAIDLAW	LCR Yamaha - Express Tyre Service / Pendragon Sen	1:34.553	8	11	0.545	0.476	92.64
4	34	GP	2	S.CHRISTIE / T.CHRISTIE	LCR Yamaha - Hannafin Contractors	1:34.856	7	11	0.848	0.303	92.34
5	77	GP	3	REEVES / WILKES	Adolf RS Yamaha - Carl Cox Motorsport / H&S Contrac	1:35.197	10	10	1.189	0.341	92.01
6	95	GP	4	BLACKSTOCK / ROSNEY	LCR Yamaha - Dave Holden Racing	1:35.337	10	10	1.329	0.140	91.88
7	2	GP	5	J.HOLDEN / SHARPE	LCR Yamaha - John Holden Racing	1:36.573	8	8	2.565	1.236	90.70
8	93	GP	6	G.HOLDEN / LAWRENCE	LCR Kawasaki - Holden Racing	1:37.498	11	11	3.490	0.925	89.84
9	3	GP	7	R.CROWE / C.CROWE	LCR Honda - Kel Properties	1:37.679	7	7	3.671	0.181	89.67
10	5	GP	8	BIGGS / SEGERS	LCR Yamaha - Express Tyre Service/Santander Salt	1:37.956	7	7	3.948	0.277	89.42
11	27	CUP	2	KIRBY / KIRBY	Adolf RS Yamaha - KRT Racing	1:38.071	9	9	4.063	0.115	89.32
12	4	CUP	3	PEACH / EDWARDS	LCR Yamaha - Life Safety Motorsport	1:38.853	7	7	4.845	0.782	88.61
13	18	CUP	4	P.BELL / HYDE	LCR Yamaha - Marin Motorsports / HFF Civil Engineer	1:38.980	8	9	4.972	0.127	88.50
14	111	GP	9	CABLE / RICHARDSON	LCR Yamaha - L&W Racing	1:39.280	12	12	5.272	0.300	88.23
15	26	CUP	5	ATKINSON / MIDDLETON	Adolf RS Yamaha - Mecsia/RAF Engineering	1:40.883	5	6	6.875	1.603	86.83
16	7	CUP	6	GRAY / MULDOON	BGR Yamaha - Brian Gray Powerbiking	1:40.967	6	9	6.959	0.084	86.75
17	171	CUP	7	POTTINGER / DODDS	LCR Yamaha - GB Precision / Opal Lazer	1:41.736	8	12	7.728	0.769	86.10
18	8	CUP	8	M.BELL / COLBROOK	LCR Yamaha - Bell Marin Racing/HFF	1:43.248	8	8	9.240	1.512	84.84
19	17	CUP	9	CLARKE / ENSOR	LCR Honda - Centurion Packaging / Fineline Sealants	1:43.467	5	7	9.459	0.219	84.66
20	65	WC	2	FAIRES / FOX	Ryde Triumph - AW Racing	1:44.611	9	11	10.603	1.144	83.73
21	38	CUP	10	MOSS / HOPE	LCR Yamaha - LifeSafety Motorsport - CMR	1:45.337	8	8	11.329	0.726	83.16
22	165	WC	3	STAFFORD / HOPE	Ryde Yamaha - AW Racing	1:46.080	3	5	12.072	0.743	82.57

QUALIFYING LAPTIME (115.0% of 1:34.008) = 1:48.109

23	76	F2	1	PEARSON / RESTALL	LCR Yamaha - Direct Commercials/ABS Racing	1:50.978	6	6	16.970	4.898	78.93
24	11	WC	4	GILBERT / ROBERTS	Ryde Yamaha - West Ewell Fencing			1			

Weather / Track : Cloudy / Dry

These results are provisional until the conclusion of any judicial and technical matters.

Date: 11/10/2024 Start: 12:01 Finish: 12:21

Brands Hatch GP: 2.4332 miles

Race Director: Stuart Higgs <i>S. Higgs</i> <small>Digitally Approved at 12:31 Friday, 11 October 2024</small>	Stewards:	Timekeeper: Richard Evans <i>R. EVANS</i> <small>Digitally Approved at 12:31 Friday, 11 October 2024</small>	
--	-----------	--	---

Results can be found at [www.tsl-timing.com](http://www.tsl-timing.com)

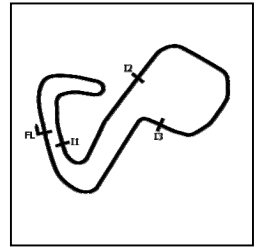
Printed - 12:26 Friday, 11 October 2024

# MCRCB BULLETIN TK037

## 2024 Bennetts British Superbike Championship - Round 11

## 2024 OPAL British Sidecar Championship

### FREE PRACTICE - SECTOR ANALYSIS



SECTOR 1 = FL to I1, SECTOR 2 = I1 to I2 SECTOR 3 = I2 to I3, SECTOR 4 = I3 to FL, DIFF = Difference To Personal Best Lap, P = Crossed Finish Line in Pit Lane, D = Time Disallowed

P1 45 WC		PAYNE / ROUSSEAU				Adolf RS Yamaha - Steinhausen Racing						
IDEAL LAP TIME : 1:34.008		BEST LAP TIME : 1:34.008				DIFFERENCE : 0.000						
LAP	SECTOR 1	SECTOR 2		SECTOR 3		SECTOR 4		LAP TIME	MPH	DIFF	TIME OF DAY	
1 -	OUTLAP	91.4	20.020	105.6	29.990	77.0	26.304	108.9	1:51.469	78.58	17.461	12:03:27.602
2 -	33.020	100.3	18.560	120.4	27.383	83.6	25.090	115.9	1:44.053	84.18	10.045	12:05:11.655
3 -	31.635	100.0	18.051	116.9	26.876	92.4	24.334	119.1	1:40.896	86.82	6.888	12:06:52.551
4 -	30.892	105.0	18.597	115.5	27.571	74.1	24.665	120.6	1:41.725	86.11	7.717	12:08:34.276
5 -	32.481	101.0	17.857	120.9	26.552	89.4	23.386	124.5	1:40.276	87.35	6.268	12:10:14.552
6 -	30.551	106.8	17.709	127.3	26.243	89.0	23.494	122.6	1:37.997	89.38	3.989	12:11:52.549
7 -	30.143	106.1	17.086	131.3	25.512	<b>95.5</b>	22.969	124.9	1:35.710	91.52	1.702	12:13:28.259
8 -	30.033	97.2	17.457	134.2	25.969	89.7	23.157	126.6	1:36.616	90.66	2.608	12:15:04.875
9 -	30.143	108.2	16.949	133.1	25.737	93.7	22.701	125.6	1:35.530 (3)	91.69	1.522	12:16:40.405
10 -	29.751	107.7	17.146	136.1	25.430	93.8	22.588	<b>126.8</b>	1:34.915 (2)	92.29	0.907	12:18:15.320
11 -	32.140	88.4	17.766	131.8	26.189	86.3	22.890	125.9	1:38.985	88.49	4.977	12:19:54.305
12 -	<b>29.536</b>	<b>110.0</b>	<b>16.926</b>	<b>136.3</b>	<b>25.058</b>	91.8	<b>22.488</b>	126.1	<b>1:34.008 (1)</b>	<b>93.18</b>		<b>12:21:28.313</b>

P2 91 GP		WILLIAMS / KOLSCH				LCR Yamaha - NaTimber - AQ Logistics						
IDEAL LAP TIME : 1:33.568		BEST LAP TIME : 1:34.077				DIFFERENCE : 0.509						
LAP	SECTOR 1	SECTOR 2		SECTOR 3		SECTOR 4		LAP TIME	MPH	DIFF	TIME OF DAY	
1 -	OUTLAP	97.3	18.445	119.8	27.424	79.9	24.241		1:45.288	83.19	11.211	12:02:53.174
2 -	31.135	103.7	17.571	131.8	25.860	85.1	23.741		1:38.307	89.10	4.230	12:04:31.481
3 -	30.599	104.5	17.484	<b>134.2</b>	25.070	90.4	IN PIT		4:15.807 P	34.24	2:41.730	12:08:47.288
4 -	OUTLAP	<b>107.5</b>	17.490	133.1	25.190	92.1	23.035		1:37.505	89.83	3.428	12:10:24.793
5 -	30.015	106.8	17.397	133.6	25.916	80.3	24.249		1:37.577 (3)	89.77	3.500	12:12:02.370
6 -	29.854	<b>107.5</b>	17.309	132.6	24.957	91.9	22.844		1:34.964 (2)	92.24	0.887	12:13:37.334
7 -	29.774	107.0	17.275	131.0	<b>24.550</b>	<b>94.3</b>	<b>22.478</b>		<b>1:34.077 (1)</b>	<b>93.11</b>		<b>12:15:11.411</b>

P3 84 CUP		LAIDLAW / LAIDLAW				LCR Yamaha - Express Tyre Service / Pendragon Services Inc.						
IDEAL LAP TIME : 1:34.391		BEST LAP TIME : 1:34.553				DIFFERENCE : 0.162						
LAP	SECTOR 1	SECTOR 2		SECTOR 3		SECTOR 4		LAP TIME	MPH	DIFF	TIME OF DAY	
1 -	OUTLAP	90.0	19.183	102.1	29.929	74.7	24.158	124.7	1:52.656	77.75	18.103	12:03:18.487
2 -	32.425	101.8	18.141	<b>133.4</b>	28.308	74.8	24.475	124.0	1:43.349	84.75	8.796	12:05:01.836
3 -	31.181	94.2	17.763	129.5	27.471	68.9	24.671	<b>125.2</b>	1:41.086	86.65	6.533	12:06:42.922
4 -	30.812	103.0	17.994	131.5	26.821	78.2	23.483	124.7	1:39.110	88.38	4.557	12:08:22.032
5 -	31.163	104.0	17.798	132.3	26.538	85.1	IN PIT		2:30.501 P	58.20	55.948	12:10:52.533
6 -	OUTLAP	105.0	17.505	131.3	26.097	87.1	22.973	122.9	1:38.345	89.07	3.792	12:12:30.878
7 -	29.783	105.0	17.495	132.8	25.744	90.0	22.683	124.2	1:35.705 (3)	91.52	1.152	12:14:06.583
8 -	29.842	105.8	<b>17.147</b>	131.8	<b>25.007</b>	90.8	<b>22.557</b>	122.6	<b>1:34.553 (1)</b>	<b>92.64</b>		<b>12:15:41.136</b>
9 -	29.944	100.9	17.758	128.0	27.994	76.3	IN PIT		3:02.318 P	48.04	1:27.765	12:18:43.454
10 -	OUTLAP	106.1	17.424	129.3	25.799	88.7	22.959	124.5	1:37.976	89.40	3.423	12:20:21.430
11 -	<b>29.680</b>	<b>106.5</b>	17.148	<b>133.4</b>	25.524	<b>91.1</b>	22.647	123.8	1:34.999 (2)	92.20	0.446	12:21:56.429

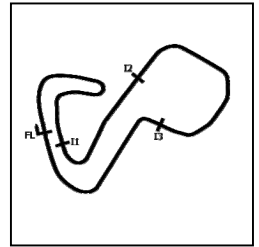
P4 34 GP		S.CHRESTIE / T.CHRESTIE				LCR Yamaha - Hannafin Contractors						
IDEAL LAP TIME : 1:34.839		BEST LAP TIME : 1:34.856				DIFFERENCE : 0.017						
LAP	SECTOR 1	SECTOR 2		SECTOR 3		SECTOR 4		LAP TIME	MPH	DIFF	TIME OF DAY	
1 -	OUTLAP	98.3	18.502	121.1	28.539	78.0	24.555		1:46.673	82.11	11.817	12:02:56.413
2 -	31.273	104.3	17.569	133.4	26.592	90.8	23.251		1:38.685	88.76	3.829	12:04:35.098
3 -	30.034	108.2	17.219	134.7	26.329	93.8	23.029		1:36.611	90.67	1.755	12:06:11.709
4 -	30.047	<b>109.8</b>	17.047	135.5	25.970	94.5	22.750	<b>126.3</b>	1:35.814	91.42	0.958	12:07:47.523
5 -	29.914	108.9	17.050	<b>137.7</b>	25.675	96.6	22.944	126.1	1:35.583 (3)	91.64	0.727	12:09:23.106
6 -	30.478	109.6	17.035	136.1	25.887	96.4	22.811		1:36.211	91.04	1.355	12:10:59.317
7 -	<b>29.670</b>	<b>109.8</b>	<b>16.921</b>	137.5	<b>25.655</b>	<b>98.2</b>	<b>22.610</b>		<b>1:34.856 (1)</b>	<b>92.34</b>		<b>12:12:34.173</b>
8 -	29.720	108.4	16.953	137.2	<b>25.638</b>	96.0	23.173		1:35.484 (2)	91.74	0.628	12:14:09.657
9 -	30.066	104.3	17.194	135.8	25.732	98.1	22.782		1:35.774	91.46	0.918	12:15:45.431
10 -	29.903	106.5	16.924	136.1	26.286	90.6	IN PIT		3:49.938 P	38.09	2:15.082	12:19:35.369
11 -	OUTLAP	107.7	17.256	135.0	26.195	97.1	23.051		1:40.891	86.82	6.035	12:21:16.260

# MCRCB BULLETIN TK037

## 2024 Bennetts British Superbike Championship - Round 11

## 2024 OPAL British Sidecar Championship

### FREE PRACTICE - SECTOR ANALYSIS



SECTOR 1 = FL to I1, SECTOR 2 = I1 to I2 SECTOR 3 = I2 to I3, SECTOR 4 = I3 to FL, DIFF = Difference To Personal Best Lap, P = Crossed Finish Line in Pit Lane, D = Time Disallowed

P5		77 GP		REEVES / WILKES				Adolf RS Yamaha - Carl Cox Motorsport / H&S Contractors				
IDEAL LAP TIME : 1:34.877		BEST LAP TIME : 1:35.197				DIFFERENCE : 0.320						
LAP	SECTOR 1	SECTOR 2		SECTOR 3		SECTOR 4		LAP TIME	MPH	DIFF	TIME OF DAY	
1 -	OUTLAP	97.8	18.279	131.0	27.811	73.8	24.409	122.6	1:45.256	83.22	10.059	12:02:51.302
2 -	31.585	103.5	17.526	134.4	26.108	85.1	23.748	123.3	1:38.967	88.51	3.770	12:04:30.269
3 -	30.592	106.0	17.159	134.4	25.630	89.2	23.461	123.3	1:36.842	90.45	1.645	12:06:07.111
4 -	30.236	107.0	17.151	135.0	25.497	92.3	23.228	123.5	1:36.112	91.14	0.915	12:07:43.223
5 -	30.055	107.5	17.072	135.0	25.152	96.5	23.153	123.3	1:35.432 (2)	91.79	0.235	12:09:18.655
6 -	30.038	107.3	17.235	133.9	25.361	91.6	IN PIT		4:43.540 P	30.89	3:08.343	12:14:02.195
7 -	OUTLAP	74.3	18.557	134.2	26.039	92.1	23.242	<b>124.7</b>	1:44.845	83.55	9.648	12:15:47.040
8 -	29.951	106.8	17.037	<b>136.3</b>	<b>25.086</b>	92.8	23.359	124.5	1:35.433 (3)	91.79	0.236	12:17:22.473
9 -	<b>29.922</b>	<b>107.7</b>	17.172	134.4	32.468	52.8	32.538	124.2	1:52.100	78.14	16.903	12:19:14.573
10 -	30.002	<b>107.7</b>	17.127	135.0	25.152	<b>98.2</b>	<b>22.916</b>	<b>124.7</b>	<b>1:35.197 (1)</b>	<b>92.01</b>		<b>12:20:49.770</b>

P6		95 GP		BLACKSTOCK / ROSNEY				LCR Yamaha - Dave Holden Racing				
IDEAL LAP TIME : 1:35.292		BEST LAP TIME : 1:35.337				DIFFERENCE : 0.045						
LAP	SECTOR 1	SECTOR 2		SECTOR 3		SECTOR 4		LAP TIME	MPH	DIFF	TIME OF DAY	
1 -	OUTLAP	87.6	18.742	114.9	29.088	71.6	24.454	122.9	1:52.195	78.07	16.858	12:03:17.480
2 -	31.456	99.5	17.941	125.2	27.868	79.6	23.885	123.1	1:41.150	86.60	5.813	12:04:58.630
3 -	30.687	105.5	17.501	132.6	26.337	82.4	24.199	<b>124.5</b>	1:38.724	88.73	3.387	12:06:37.354
4 -	32.382	101.8	17.576	<b>132.8</b>	27.043	77.1	23.631	122.6	1:40.632	87.04	5.295	12:08:17.986
5 -	30.381	104.6	17.637	129.3	25.511	87.4	23.364	120.2	1:36.893 (2)	90.40	1.556	12:09:54.879
6 -	30.652	105.1	<b>17.376</b>	128.8	25.247	89.9	IN PIT		5:41.340 P	25.66	4:06.003	12:15:36.219
7 -	OUTLAP	97.2	17.739	131.0	25.878	88.7	23.301	122.9	1:40.408	87.24	5.071	12:17:16.627
8 -	31.183	104.8	17.692	131.5	25.115	90.3	<b>23.028</b>	123.5	1:37.018 (3)	90.29	1.681	12:18:53.645
9 -	30.680	<b>106.3</b>	17.391	131.5	26.041	83.0	26.341	122.9	1:40.453	87.20	5.116	12:20:34.098
10 -	<b>29.967</b>	105.1	17.409	131.0	<b>24.921</b>	<b>91.4</b>	23.040	122.6	<b>1:35.337 (1)</b>	<b>91.88</b>		<b>12:22:09.435</b>

P7		2 GP		J.HOLDEN / SHARPE				LCR Yamaha - John Holden Racing				
IDEAL LAP TIME : 1:36.343		BEST LAP TIME : 1:36.573				DIFFERENCE : 0.230						
LAP	SECTOR 1	SECTOR 2		SECTOR 3		SECTOR 4		LAP TIME	MPH	DIFF	TIME OF DAY	
1 -	OUTLAP	86.8	19.251	128.3	27.236	77.3	24.599	124.2	1:46.718	82.08	10.145	12:02:57.862
2 -	31.730	102.9	17.759	<b>135.5</b>	26.280	81.3	IN PIT		2:50.598 P	51.34	1:14.025	12:05:48.460
3 -	OUTLAP	100.6	17.674	133.4	26.243	85.7	23.611	124.7	1:40.938	86.78	4.365	12:07:29.398
4 -	30.769	106.3	17.462	134.2	25.873	86.9	23.573	124.7	1:37.677	89.68	1.104	12:09:07.075
5 -	30.700	105.1	17.559	133.9	25.748	89.5	23.170	<b>125.9</b>	1:37.177 (3)	90.14	0.604	12:10:44.252
6 -	<b>30.482</b>	105.1	17.769	133.6	25.863	89.2	23.244	125.2	1:37.358	89.97	0.785	12:12:21.610
7 -	30.764	<b>106.5</b>	17.611	133.9	25.487	91.0	<b>23.040</b>	125.2	1:36.902 (2)	90.39	0.329	12:13:58.512
8 -	30.685	105.8	<b>17.410</b>	133.9	<b>25.411</b>	<b>91.9</b>	23.067	<b>125.9</b>	<b>1:36.573 (1)</b>	<b>90.70</b>		<b>12:15:35.085</b>

P8		93 GP		G.HOLDEN / LAWRENCE				LCR Kawasaki - Holden Racing				
IDEAL LAP TIME : 1:37.377		BEST LAP TIME : 1:37.498				DIFFERENCE : 0.121						
LAP	SECTOR 1	SECTOR 2		SECTOR 3		SECTOR 4		LAP TIME	MPH	DIFF	TIME OF DAY	
1 -	OUTLAP	86.8	19.370	122.6	27.951	70.4	24.167	124.9	1:46.233	82.45	8.735	12:02:58.533
2 -	31.491	100.9	<b>17.561</b>	131.0	26.616	75.8	23.527	125.2	1:39.195	88.30	1.697	12:04:37.728
3 -	31.391	98.1	18.098	132.3	26.145	78.3	23.433	124.7	1:39.067	88.42	1.569	12:06:16.795
4 -	31.148	103.5	17.834	131.3	26.063	78.1	23.587	124.2	1:38.632 (3)	88.81	1.134	12:07:55.427
5 -	31.273	<b>105.6</b>	17.764	132.3	26.577	77.5	IN PIT		3:48.963 P	38.25	2:11.465	12:11:44.390
6 -	OUTLAP	102.1	18.002	<b>133.1</b>	26.108	82.2	23.181	126.3	1:42.230	85.68	4.732	12:13:26.620
7 -	31.486	102.2	17.824	122.0	27.002	77.0	23.540	<b>127.3</b>	1:39.852	87.72	2.354	12:15:06.472
8 -	31.266	103.5	17.737	117.1	27.311	74.3	IN PIT		2:04.678 P	70.25	27.180	12:17:11.150
9 -	OUTLAP	100.3	17.791	131.5	26.203	80.3	23.318	124.9	1:41.840	86.01	4.342	12:18:52.990
10 -	30.873	103.4	17.679	131.5	25.872	<b>82.3</b>	<b>23.146</b>	125.6	1:37.570 (2)	89.78	0.072	12:20:30.560
11 -	<b>30.864</b>	102.4	17.588	132.8	<b>25.806</b>	81.5	23.240	124.5	<b>1:37.498 (1)</b>	<b>89.84</b>		<b>12:22:08.058</b>



# MCRCB BULLETIN TK037

## 2024 Bennetts British Superbike Championship - Round 11

## 2024 OPAL British Sidecar Championship

### FREE PRACTICE - SECTOR ANALYSIS



SECTOR 1 = FL to I1, SECTOR 2 = I1 to I2 SECTOR 3 = I2 to I3, SECTOR 4 = I3 to FL, DIFF = Difference To Personal Best Lap, P = Crossed Finish Line in Pit Lane, D = Time Disallowed

P9		3 GP		R.CROWE / C.CROWE		LCR Honda - Kel Properties						
IDEAL LAP TIME : 1:37.386		BEST LAP TIME : 1:37.679		DIFFERENCE : 0.293								
LAP	SECTOR 1	SECTOR 2		SECTOR 3		SECTOR 4		LAP TIME	MPH	DIFF	TIME OF DAY	
1 -	OUTLAP	86.7	19.353	116.3	29.939	70.9	24.515	<b>126.6</b>	1:48.925	80.42	11.246	12:03:18.096
2 -	32.589	99.2	18.074	129.3	28.346	74.0	24.170	125.2	1:43.179	84.89	5.500	12:05:01.275
3 -	31.524	97.3	17.710	135.2	27.590	70.7	24.491	124.7	1:41.315	86.46	3.636	12:06:42.590
4 -	30.961	103.7	18.005	134.4	26.784	79.0	23.614	124.7	1:39.364	88.15	1.685	12:08:21.954
5 -	31.109	105.6	17.621	134.4	26.349	84.6	23.623	124.7	1:38.702 (2)	88.75	1.023	12:10:00.656
6 -	30.540	107.0	<b>17.536</b>	<b>136.1</b>	27.062	82.9	23.636	124.0	1:38.774 (3)	88.68	1.095	12:11:39.430
7 -	<b>30.449</b>	<b>107.5</b>	17.566	135.2	26.158	83.9	<b>23.506</b>	124.0	<b>1:37.679 (1)</b>	<b>89.67</b>		<b>12:13:17.109</b>

P10		5 GP		BIGGS / SEGERS		LCR Yamaha - Express Tyre Service/Santander Salt						
IDEAL LAP TIME : 1:37.956		BEST LAP TIME : 1:37.956		DIFFERENCE : 0.000								
LAP	SECTOR 1	SECTOR 2		SECTOR 3		SECTOR 4		LAP TIME	MPH	DIFF	TIME OF DAY	
1 -	OUTLAP	90.5	18.831	116.1	30.264	73.6	24.981	121.1	1:49.665	79.87	11.709	12:03:20.095
2 -	32.928	100.7	18.241	<b>133.1</b>	28.385	76.1	24.690	122.2	1:44.244	84.03	6.288	12:05:04.339
3 -	32.230	101.5	18.174	130.3	27.479	78.3	24.272	120.0	1:42.155 (3)	85.75	4.199	12:06:46.494
4 -	31.341	<b>105.5</b>	17.872	132.6	26.453	76.9	IN PIT		6:12.090 P	23.54	4:34.134	12:12:58.584
5 -	OUTLAP	102.6	18.236	130.5	26.633	83.2	23.611	122.0	1:41.584	86.23	3.628	12:14:40.168
6 -	31.205	104.5	17.984	131.0	26.288	88.6	23.394	121.7	1:38.871 (2)	88.59	0.915	12:16:19.039
7 -	<b>30.835</b>	104.3	<b>17.834</b>	130.8	<b>25.953</b>	<b>89.0</b>	<b>23.334</b>	<b>124.0</b>	<b>1:37.956 (1)</b>	<b>89.42</b>		<b>12:17:56.995</b>

P11		27 CUP		KIRBY / KIRBY		Adolf RS Yamaha - KRT Racing						
IDEAL LAP TIME :		BEST LAP TIME : 1:38.071		DIFFERENCE :								
LAP	SECTOR 1	SECTOR 2		SECTOR 3		SECTOR 4		LAP TIME	MPH	DIFF	TIME OF DAY	
1 -									1:44.206	84.06	6.135	12:04:53.498
2 -									1:43.605	84.55	5.534	12:06:37.103
3 -									1:41.276	86.49	3.205	12:08:18.379
4 -									1:39.608	87.94	1.537	12:09:57.987
5 -									1:38.889 (3)	88.58	0.818	12:11:36.876
6 -									5:42.336	25.58	4:04.265	12:17:19.212
7 -									1:39.657	87.89	1.586	12:18:58.869
8 -									1:38.837 (2)	88.62	0.766	12:20:37.706
9 -									<b>1:38.071 (1)</b>	<b>89.32</b>		<b>12:22:15.777</b>

P12		4 CUP		PEACH / EDWARDS		LCR Yamaha - Life Safety Motorsport						
IDEAL LAP TIME : 1:38.370		BEST LAP TIME : 1:38.853		DIFFERENCE : 0.483								
LAP	SECTOR 1	SECTOR 2		SECTOR 3		SECTOR 4		LAP TIME	MPH	DIFF	TIME OF DAY	
1 -	OUTLAP	89.4	19.189	121.3	29.507	73.7	25.073	119.1	1:49.826	79.76	10.973	12:03:02.715
2 -	32.789	102.4	18.047	<b>128.8</b>	27.500	75.2	24.672	117.1	1:43.008	85.04	4.155	12:04:45.723
3 -	31.527	102.2	17.939	127.3	26.985	83.8	24.330	117.3	1:40.781 (3)	86.91	1.928	12:06:26.504
4 -	31.856	101.9	18.374	125.4	28.241	77.9	IN PIT		9:11.111 P	15.89	7:32.258	12:15:37.615
5 -	OUTLAP	100.4	18.003	126.6	27.448	73.2	24.059	121.3	1:42.724	85.27	3.871	12:17:20.339
6 -	<b>30.915</b>	<b>103.4</b>	<b>17.773</b>	126.6	26.524	85.9	23.854	<b>121.5</b>	1:39.066 (2)	88.42	0.213	12:18:59.405
7 -	31.360	103.0	17.811	127.5	<b>25.979</b>	<b>86.4</b>	<b>23.703</b>	120.2	<b>1:38.853 (1)</b>	<b>88.61</b>		<b>12:20:38.258</b>

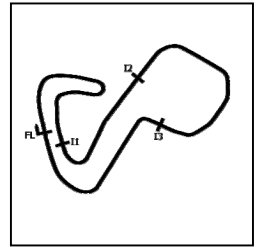
P13		18 CUP		P.BELL / HYDE		LCR Yamaha - Marin Motorsports / HFF Civil Engineering						
IDEAL LAP TIME : 1:38.463		BEST LAP TIME : 1:38.980		DIFFERENCE : 0.517								
LAP	SECTOR 1	SECTOR 2		SECTOR 3		SECTOR 4		LAP TIME	MPH	DIFF	TIME OF DAY	
1 -	OUTLAP	92.6	18.897	118.5	29.015	76.0	24.924	121.3	1:47.317	81.62	8.337	12:03:00.755
2 -	32.178	100.9	18.097	130.8	26.793	83.6	24.076	122.2	1:41.144	86.60	2.164	12:04:41.899
3 -	31.460	101.9	<b>17.799</b>	<b>132.1</b>	26.304	83.8	IN PIT		6:32.309 P	22.32	4:53.329	12:11:14.208
4 -	OUTLAP	100.6	18.116	130.8	26.652	81.0	23.974	121.7	1:42.156	85.74	3.176	12:12:56.364
5 -	31.474	102.2	18.016	131.3	26.329	82.0	23.789	121.5	1:39.608	87.94	0.628	12:14:35.972
6 -	31.508	102.2	18.069	126.6	27.884	85.2	23.770	121.7	1:41.231	86.53	2.251	12:16:17.203
7 -	31.321	99.8	18.152	130.5	26.353	82.7	23.640	120.6	1:39.466 (2)	88.06	0.486	12:17:56.669
8 -	31.362	100.6	18.026	129.5	25.997	87.9	<b>23.595</b>	122.0	<b>1:38.980 (1)</b>	<b>88.50</b>		<b>12:19:35.649</b>
9 -	<b>31.094</b>	<b>102.6</b>	18.323	130.3	<b>25.975</b>	<b>89.9</b>	24.172	<b>122.6</b>	1:39.564 (3)	87.98	0.584	12:21:15.213

# MCRCB BULLETIN TK037

## 2024 Bennetts British Superbike Championship - Round 11

## 2024 OPAL British Sidecar Championship

### FREE PRACTICE - SECTOR ANALYSIS



SECTOR 1 = FL to I1, SECTOR 2 = I1 to I2 SECTOR 3 = I2 to I3, SECTOR 4 = I3 to FL, DIFF = Difference To Personal Best Lap, P = Crossed Finish Line in Pit Lane, D = Time Disallowed

P14 111 GP		CABLE / RICHARDSON				LCR Yamaha - L&W Racing					
IDEAL LAP TIME : 1:38.895		BEST LAP TIME : 1:39.280				DIFFERENCE : 0.385					
LAP	SECTOR 1	SECTOR 2		SECTOR 3		SECTOR 4		LAP TIME	MPH	DIFF	TIME OF DAY
1 -	OUTLAP	86.4	19.333	118.9	30.954	63.9	26.175	122.9	1:52.257	78.03	12:03:06.667
2 -	33.694	91.0	18.534	120.2	29.241	73.0	25.173	123.8	1:46.642	82.14	12:04:53.309
3 -	32.974	95.3	18.209	123.5	27.945	83.2	24.430	124.0	1:43.558	84.58	12:06:36.867
4 -	32.830	94.1	18.170	120.9	28.158	83.1	24.453	124.0	1:43.611	84.54	12:08:20.478
5 -	32.111	98.5	18.095	125.2	28.503	83.5	24.122	124.7	1:42.831	85.18	12:10:03.309
6 -	31.900	100.3	17.909	128.5	27.320	<b>85.9</b>	24.493	124.2	1:41.622	86.20	12:11:44.931
7 -	32.227	100.1	17.892	126.6	27.102	84.4	23.984	123.8	1:41.205	86.55	12:13:26.136
8 -	31.662	101.3	<b>17.886</b>	130.5	26.902	84.2	<b>23.602</b>	<b>125.6</b>	1:40.052	87.55	12:15:06.188
9 -	31.111	100.3	17.940	123.8	27.126	82.8	23.756	124.2	1:39.933	87.65	12:16:46.121
10 -	<b>30.922</b>	99.8	18.404	127.8	26.781	84.3	23.689	124.0	1:39.796 (3)	87.77	12:18:25.917
11 -	30.996	101.9	17.981	128.5	26.611	83.6	23.894	124.2	1:39.482 (2)	88.05	12:20:05.399
12 -	31.129	<b>103.5</b>	17.912	<b>131.0</b>	<b>26.485</b>	83.9	23.754	124.0	<b>1:39.280 (1)</b>	<b>88.23</b>	<b>12:21:44.679</b>

P15 26 CUP		ATKINSON / MIDDLETON				Adolf RS Yamaha - Mecsia/RAF Engineering					
IDEAL LAP TIME : 1:40.883		BEST LAP TIME : 1:40.883				DIFFERENCE : 0.000					
LAP	SECTOR 1	SECTOR 2		SECTOR 3		SECTOR 4		LAP TIME	MPH	DIFF	TIME OF DAY
1 -	OUTLAP	85.8	20.046	106.8	31.266	63.9	25.982	120.6	1:53.506	77.17	12:03:13.024
2 -	34.190	97.1	18.399	123.3	28.652	73.1	24.946	<b>122.2</b>	1:46.187	82.49	12:04:59.211
3 -	32.136	101.3	17.873	<b>128.3</b>	28.689	70.2	25.487	121.7	1:44.185 (3)	84.07	12:06:43.396
4 -	31.840	102.9	17.827	122.2	28.378	77.3	24.987	120.2	1:43.032 (2)	85.02	12:08:26.428
5 -	<b>31.432</b>	<b>104.2</b>	<b>17.774</b>	127.8	<b>27.657</b>	<b>79.3</b>	<b>24.020</b>	121.7	<b>1:40.883 (1)</b>	<b>86.83</b>	<b>12:10:07.311</b>
6 -	34.266	85.1					IN PIT		6:14.535 P	23.38	4:33.652 12:16:21.846

P16 7 CUP		GRAY / MULDOON				BGR Yamaha - Brian Gray Powerbiking					
IDEAL LAP TIME : 1:40.370		BEST LAP TIME : 1:40.967				DIFFERENCE : 0.597					
LAP	SECTOR 1	SECTOR 2		SECTOR 3		SECTOR 4		LAP TIME	MPH	DIFF	TIME OF DAY
1 -	OUTLAP	86.5	19.205	114.5	29.823	71.0	25.880		1:51.348	78.67	12:03:14.167
2 -	33.852	93.3	18.598	123.5	28.996	77.4	24.780		1:46.226	82.46	12:05:00.393
3 -	32.209	100.0	17.915	<b>131.5</b>	28.607	69.7	IN PIT		4:20.992 P	33.56	2:40.025 12:09:21.385
4 -	OUTLAP	93.3	18.316	129.0	28.142	78.8	24.303		1:45.901	82.71	12:11:07.286
5 -	<b>31.910</b>	100.1	18.165	129.3	27.416	82.8	23.942		1:41.433 (2)	86.36	12:12:48.719
6 -	32.110	102.1	17.928	129.3	27.312	83.7	<b>23.617</b>		<b>1:40.967 (1)</b>	<b>86.75</b>	<b>12:14:29.686</b>
7 -	32.241	100.0	18.106	128.0	<b>27.057</b>	<b>86.9</b>	IN PIT		4:03.437 P	35.98	2:22.470 12:18:33.123
8 -	OUTLAP	100.0	18.128	128.3	27.250	83.9	24.018		1:43.772	84.41	12:20:16.895
9 -	31.933	<b>103.4</b>	<b>17.786</b>	128.0	27.839	84.6	24.260		1:41.818 (3)	86.03	12:21:58.713

P17 171 CUP		POTTINGER / DODDS				LCR Yamaha - GB Precision / Opal Lazer					
IDEAL LAP TIME : 1:41.391		BEST LAP TIME : 1:41.736				DIFFERENCE : 0.345					
LAP	SECTOR 1	SECTOR 2		SECTOR 3		SECTOR 4		LAP TIME	MPH	DIFF	TIME OF DAY
1 -	OUTLAP	89.5	19.715	113.9	30.220	74.2	25.932	116.7	1:51.938	78.25	12:03:02.482
2 -	32.972	91.0	18.923	120.4	28.348	77.1	25.765	117.7	1:46.008	82.63	12:04:48.490
3 -	32.315	96.0	18.673	124.9	28.005	75.6	25.053	117.5	1:44.046	84.19	12:06:32.536
4 -	32.003	99.4	18.816	123.5	27.496	80.3	24.946	117.1	1:43.261	84.83	1:525 12:08:15.797
5 -	31.937	98.6	18.503	120.6	27.102	81.8	24.601	117.7	1:42.143	85.76	12:09:57.940
6 -	32.142	100.4	18.436	126.3	27.084	84.9	25.108	117.9	1:42.770	85.23	1:034 12:11:40.710
7 -	31.515	<b>100.9</b>	18.701	126.1	27.206	82.6	24.570	117.7	1:41.992 (3)	85.88	0.256 12:13:22.702
8 -	31.585	99.5	18.557	125.2	<b>27.033</b>	81.5	24.561	117.5	<b>1:41.736 (1)</b>	<b>86.10</b>	<b>12:15:04.438</b>
9 -	31.945	98.1	<b>18.370</b>	126.6	27.283	80.2	24.773	117.9	1:42.371	85.56	0.635 12:16:46.809
10 -	<b>31.471</b>	98.3	18.470	<b>127.0</b>	27.248	84.6	24.768	<b>118.3</b>	1:41.957 (2)	85.91	0.221 12:18:28.766
11 -	32.188	96.4	18.546	125.6	27.142	<b>85.3</b>	<b>24.517</b>	<b>118.3</b>	1:42.393	85.55	0.657 12:20:11.159
12 -	32.674	93.7	19.426	119.6	29.071	72.9	28.009	99.8	1:49.180	80.23	7.444 12:22:00.339

MCRCB BULLETIN TK037

2024 Bennetts British Superbike Championship - Round 11

2024 OPAL British Sidecar Championship

FREE PRACTICE - SECTOR ANALYSIS



SECTOR 1 = FL to I1, SECTOR 2 = I1 to I2 SECTOR 3 = I2 to I3, SECTOR 4 = I3 to FL, DIFF = Difference To Personal Best Lap, P = Crossed Finish Line in Pit Lane, D = Time Disallowed

P18		8 CUP		M.BELL / COLBROOK		LCR Yamaha - Bell Marin Racing/HFF							
IDEAL LAP TIME : 1:43.248		BEST LAP TIME : 1:43.248		DIFFERENCE : 0.000									
LAP	SECTOR 1	SECTOR 2		SECTOR 3		SECTOR 4		LAP TIME	MPH	DIFF	TIME OF DAY		
1 -	OUTLAP	85.8	20.125	120.9	29.653	71.0	25.719	118.7	1:50.314	79.40	7.066	12:03:17.964	
2 -	33.918	96.2	18.861	125.2	28.676	77.0	25.395	<b>119.8</b>	1:46.850	81.98	3.602	12:05:04.814	
3 -	32.916	99.7	19.765	126.3	27.479	81.3	24.915	119.4	1:45.075	83.36	1.827	12:06:49.889	
4 -	32.719	99.4	18.906	126.1	27.743	72.4	24.875	117.9	1:44.243	<b>(2)</b>	84.03	0.995	12:08:34.132
5 -	32.726	91.9	18.941	126.1	27.717	80.3	24.917	118.1	1:44.301	<b>(3)</b>	83.98	1.053	12:10:18.433
6 -	32.751	<b>100.9</b>	18.920	125.9	27.830	<b>81.8</b>	IN PIT		7:21.536	<b>P</b>	19.83	5:38.288	12:17:39.969
7 -	OUTLAP	99.1	19.045	124.9	27.818	80.2	24.801	118.7	1:44.749	83.62	1.501	12:19:24.718	
8 -	<b>32.458</b>	100.6	<b>18.776</b>	<b>126.8</b>	<b>27.294</b>	80.9	<b>24.720</b>	117.9	<b>1:43.248</b>	<b>(1)</b>	<b>84.84</b>		<b>12:21:07.966</b>

P19		17 CUP		CLARKE / ENSOR		LCR Honda - Centurion Packaging / Finline Sealants / CYB Fit							
IDEAL LAP TIME : 1:43.042		BEST LAP TIME : 1:43.467		DIFFERENCE : 0.425									
LAP	SECTOR 1	SECTOR 2		SECTOR 3		SECTOR 4		LAP TIME	MPH	DIFF	TIME OF DAY		
1 -	OUTLAP	86.1	20.689	104.5	30.963	67.0	26.090	120.2	1:55.128	76.08	11.661	12:03:34.356	
2 -	33.346	94.2	19.729	114.7	31.666	59.0	26.734	119.6	1:51.475	78.58	8.008	12:05:25.831	
3 -	33.464	94.9	18.995	112.5	29.618	69.0	25.668	119.4	1:47.745	81.30	4.278	12:07:13.576	
4 -	32.607	99.1	<b>18.600</b>	120.6	28.678	71.6	<b>24.660</b>	119.8	1:44.545	<b>(3)</b>	83.79	1.078	12:08:58.121
5 -	32.322	<b>99.4</b>	18.730	119.6	<b>27.655</b>	78.7	24.760	119.6	<b>1:43.467</b>	<b>(1)</b>	<b>84.66</b>		<b>12:10:41.588</b>
6 -	32.262	96.4	18.992	<b>122.6</b>	27.872	80.5	24.896	<b>120.9</b>	1:44.022	<b>(2)</b>	84.21	0.555	12:12:25.610
7 -	<b>32.127</b>	97.9	18.692	120.6	28.006	<b>82.9</b>	IN PIT		3:57.473	<b>P</b>	36.88	2:14.006	12:16:23.083

P20		65 WC		FAIRES / FOX		Ryde Triumph - AW Racing							
IDEAL LAP TIME : 1:43.550		BEST LAP TIME : 1:44.611		DIFFERENCE : 1.061									
LAP	SECTOR 1	SECTOR 2		SECTOR 3		SECTOR 4		LAP TIME	MPH	DIFF	TIME OF DAY		
1 -	OUTLAP	85.2	19.590	116.9	30.717	65.4	26.205	120.2	1:51.907	78.27	7.296	12:03:07.083	
2 -	33.758	92.6	18.786	<b>117.9</b>	29.658	78.0	25.295	<b>120.6</b>	1:47.497	81.48	2.886	12:04:54.580	
3 -	32.780	93.8	<b>18.637</b>	113.1	28.969	85.0	25.340	117.9	1:45.726	82.85	1.115	12:06:40.306	
4 -	32.759	95.0	18.808	109.6	28.996	80.9	25.340	118.1	1:45.903	82.71	1.292	12:08:26.209	
5 -	32.882	93.8	18.856	110.9	29.471	80.1	25.375	117.9	1:46.584	82.18	1.973	12:10:12.793	
6 -	32.281	<b>99.4</b>	18.829	111.8	28.986	79.5	25.572	115.9	1:45.668	82.89	1.057	12:11:58.461	
7 -	32.357	95.4	18.936	110.9	28.893	80.5	24.868	118.3	1:45.054	<b>(3)</b>	83.38	0.443	12:13:43.515
8 -	32.487	96.5	19.216	107.5	29.109	83.1	<b>24.690</b>	118.3	1:45.502	83.03	0.891	12:15:29.017	
9 -	32.166	95.0	18.813	111.1	28.698	83.4	24.934	118.3	<b>1:44.611</b>	<b>(1)</b>	<b>83.73</b>		<b>12:17:13.628</b>
10 -	33.369	94.6	18.901	110.3	<b>28.093</b>	<b>85.9</b>	24.766	119.1	1:45.129	83.32	0.518	12:18:58.757	
11 -	32.650	93.5	18.672	116.1	28.835	84.5	24.826	118.9	1:44.983	<b>(2)</b>	83.44	0.372	12:20:43.740

P21		38 CUP		MOSS / HOPE		LCR Yamaha - LifeSafety Motorsport - CMR							
IDEAL LAP TIME : 1:44.511		BEST LAP TIME : 1:45.337		DIFFERENCE : 0.826									
LAP	SECTOR 1	SECTOR 2		SECTOR 3		SECTOR 4		LAP TIME	MPH	DIFF	TIME OF DAY		
1 -	OUTLAP	87.1	20.983	114.5	30.789	70.5	25.950	114.1	1:54.941	76.21	9.604	12:03:14.791	
2 -	33.636	89.4	19.659	119.8	28.673	75.9	25.779	<b>114.5</b>	1:47.747	81.30	2.410	12:05:02.538	
3 -	33.593	93.2	19.754	119.1	27.908	77.2	25.540	112.2	1:46.795	82.02	1.458	12:06:49.333	
4 -	32.659	92.8	19.667	<b>120.4</b>	28.468	76.8	25.940	112.0	1:46.734	<b>(3)</b>	82.07	1.397	12:08:36.067
5 -	<b>32.555</b>	<b>94.2</b>	19.726	119.6	28.265	78.5	IN PIT		8:34.267	<b>P</b>	17.03	6:48.930	12:17:10.334
6 -	OUTLAP	91.4	19.673	120.2	<b>27.245</b>	<b>85.3</b>	25.496	113.3	1:51.682	78.43	6.345	12:19:02.016	
7 -	32.817	93.8	19.557	118.9	27.655	81.9	25.616	112.7	1:45.645	<b>(2)</b>	82.91	0.308	12:20:47.661
8 -	32.664	92.4	<b>19.356</b>	118.5	27.962	81.8	<b>25.355</b>	111.8	<b>1:45.337</b>	<b>(1)</b>	<b>83.16</b>		<b>12:22:32.998</b>

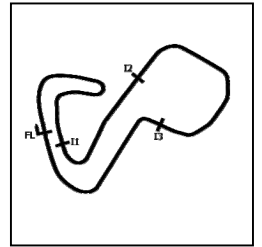
P22		165 WC		STAFFORD / HOPE		Ryde Yamaha - AW Racing							
IDEAL LAP TIME : 1:44.458		BEST LAP TIME : 1:46.080		DIFFERENCE : 1.622									
LAP	SECTOR 1	SECTOR 2		SECTOR 3		SECTOR 4		LAP TIME	MPH	DIFF	TIME OF DAY		
1 -	OUTLAP	83.4	20.360	119.6	30.824	72.0	26.646	113.3	1:55.502	75.84	9.422	12:03:12.871	
2 -	34.498	87.7	19.381	119.6	29.663	77.4	25.838	<b>116.1</b>	1:49.380	<b>(2)</b>	80.08	3.300	12:05:02.251
3 -	33.438	97.5	<b>18.610</b>	122.9	28.866	81.0	<b>25.166</b>	115.7	<b>1:46.080</b>	<b>(1)</b>	<b>82.57</b>		<b>12:06:48.331</b>
4 -	32.886	<b>99.2</b>	18.822	<b>123.3</b>	28.357	81.1	IN PIT		10:21.576	<b>P</b>	14.09	8:35.496	12:17:09.907
5 -	OUTLAP	93.3	18.954	122.4	28.579	81.8	25.247	114.7	1:56.490	75.19	10.410	12:19:06.397	

# MCRCB BULLETIN TK037

## 2024 Bennetts British Superbike Championship - Round 11

### 2024 OPAL British Sidecar Championship

#### FREE PRACTICE - SECTOR ANALYSIS



SECTOR 1 = FL to I1, SECTOR 2 = I1 to I2 SECTOR 3 = I2 to I3, SECTOR 4 = I3 to FL, DIFF = Difference To Personal Best Lap, P = Crossed Finish Line in Pit Lane, D = Time Disallowed

<b>P23 76 F2</b>		<b>PEARSON / RESTALL</b>				LCR Yamaha - Direct Commercials/ABS Racing							
IDEAL LAP TIME : 1:49.689		BEST LAP TIME : 1:50.978				DIFFERENCE : 1.289							
LAP	SECTOR 1	SECTOR 2		SECTOR 3		SECTOR 4		LAP TIME	MPH	DIFF	TIME OF DAY		
1 -	OUTLAP	73.9	21.787	92.0	34.284	59.4	28.325	106.8	2:04.444	70.39	13.466	12:03:26.518	
2 -		37.248	81.4	20.612	100.3	34.355	57.8	27.130	112.2	1:59.345 <b>(3)</b>	73.39	8.367	12:05:25.863
3 -		36.744	81.9	20.183	99.2	32.415	62.5	IN PIT		8:57.559 <b>P</b>	16.29	7:06.581	12:14:23.422
4 -	OUTLAP	84.9	20.468	101.9	32.466	66.0	26.607	115.7	2:00.245	72.84	9.267	12:16:23.667	
5 -		35.776	87.0	<b>19.047</b>	<b>112.9</b>	30.649	<b>68.8</b>	<b>25.704</b>	<b>119.6</b>	1:51.176 <b>(2)</b>	78.79	0.198	12:18:14.843
6 -		<b>34.566</b>	<b>90.6</b>	19.061	109.4	<b>30.372</b>	68.1	26.979	109.8	<b>1:50.978</b> <b>(1)</b>	<b>78.93</b>		<b>12:20:05.821</b>

<b>P24 11 WC</b>		<b>GILBERT / ROBERTS</b>				Ryde Yamaha - West Ewell Fencing						
IDEAL LAP TIME : 1:49.405		BEST LAP TIME :				DIFFERENCE :						
LAP	SECTOR 1	SECTOR 2		SECTOR 3		SECTOR 4		LAP TIME	MPH	DIFF	TIME OF DAY	
1 -	OUTLAP	87.7	<b>19.391</b>	111.4	<b>29.877</b>	<b>67.2</b>	<b>26.129</b>	<b>118.3</b>	1:51.647	78.46		12:03:29.677

# MCRCB BULLETIN TK038

## 2024 Bennetts British Superbike Championship - Round 11

### 2024 OPAL British Sidecar Championship

#### FREE PRACTICE - BEST SECTORS

SECTOR 1				SECTOR 2		SECTOR 3		SECTOR 4		IDEAL / BEST COMPARISON									
POS	NO	NAME	TIME	NO	NAME	TIME	NO	NAME	TIME	POS	NO	NAME	IDEAL	BEST	DIFF				
													<b>PERFECT LAP</b>		<b>1:33.351</b>				
1	91	WILLIAM	29.402	34	S.CHRIS	16.921	91	WILLIAM	24.550	91	WILLIAM		22.478	1	91	WILLIAMS / KOLSCH	1:33.568	1:34.077	0.509
2	45	PAYNE /	29.536	45	PAYNE /	16.926	95	BLACKST	24.921	45	PAYNE /		22.488	2	45	PAYNE / ROUSSEAU	1:34.008	1:34.008	0.000
3	34	S.CHRIS	29.670	77	REEVES	16.953	84	LIDLLOW	25.007	84	LIDLLOW		22.557	3	84	LIDLLOW / LIDLLOW	1:34.391	1:34.553	0.162
4	84	LIDLLOW	29.680	91	WILLIAM	17.138	45	PAYNE /	25.058	34	S.CHRIS		22.610	4	34	S.CHRISTIE / T.CHRISTIE	1:34.839	1:34.856	0.017
5	77	REEVES	29.922	84	LIDLLOW	17.147	77	REEVES	25.086	77	REEVES		22.916	5	77	REEVES / WILKES	1:34.877	1:35.197	0.320
6	95	BLACKST	29.967	95	BLACKST	17.376	2	J.HOLDE	25.411	95	BLACKST		23.028	6	95	BLACKSTOCK / ROSNEY	1:35.292	1:35.337	0.045
7	3	R.CROWE	30.449	2	J.HOLDE	17.410	34	S.CHRIS	25.638	2	J.HOLDE		23.040	7	2	J.HOLDEN / SHARPE	1:36.343	1:36.573	0.230
8	2	J.HOLDE	30.482	3	R.CROWE	17.536	93	G.HOLDE	25.806	93	G.HOLDE		23.146	8	93	G.HOLDEN / LAWRENCE	1:37.377	1:37.498	0.121
9	5	BIGGS /	30.835	93	G.HOLDE	17.561	3	R.CROWE	25.895	5	BIGGS /		23.334	9	3	R.CROWE / C.CROWE	1:37.386	1:37.679	0.293
10	93	G.HOLDE	30.864	4	PEACH /	17.773	5	BIGGS /	25.953	3	R.CROWE		23.506	10	5	BIGGS / SEGERS	1:37.956	1:37.956	0.000
11	4	PEACH /	30.915	26	ATKINSO	17.774	18	P.BELL	25.975	18	P.BELL		23.595	11	4	PEACH / EDWARDS	1:38.370	1:38.853	0.483
12	111	CABLE /	30.922	7	GRAY /	17.786	4	PEACH /	25.979	111	CABLE /		23.602	12	18	P.BELL / HYDE	1:38.463	1:38.980	0.517
13	18	P.BELL	31.094	18	P.BELL	17.799	111	CABLE /	26.485	7	GRAY /		23.617	13	111	CABLE / RICHARDSON	1:38.895	1:39.280	0.385
14	26	ATKINSO	31.432	5	BIGGS /	17.834	171	POTTING	27.033	4	PEACH /		23.703	14	7	GRAY / MULDOON	1:40.370	1:40.967	0.597
15	171	POTTING	31.471	111	CABLE /	17.886	7	GRAY /	27.057	26	ATKINSO		24.020	15	26	ATKINSON / MIDDLETON	1:40.883	1:40.883	0.000
16	7	GRAY /	31.910	171	POTTING	18.370	38	MOSS /	27.245	171	POTTING		24.517	16	171	POTTINGER / DODDS	1:41.391	1:41.736	0.345
17	17	CLARKE	32.127	17	CLARKE	18.600	8	M.BELL	27.294	17	CLARKE		24.660	17	17	CLARKE / ENSOR	1:43.042	1:43.467	0.425
18	65	FAIRES	32.130	165	STAFFOR	18.610	17	CLARKE	27.655	65	FAIRES		24.690	18	8	M.BELL / COLBROOK	1:43.248	1:43.248	0.000
19	165	STAFFOR	32.415	65	FAIRES	18.637	26	ATKINSO	27.657	8	M.BELL		24.720	19	65	FAIRES / FOX	1:43.550	1:44.611	1.061
20	8	M.BELL	32.458	8	M.BELL	18.776	65	FAIRES	28.093	165	STAFFOR		25.166	20	165	STAFFORD / HOPE	1:44.458	1:46.080	1.622
21	38	MOSS /	32.555	76	PEARSON	19.047	165	STAFFOR	28.267	38	MOSS /		25.355	21	38	MOSS / HOPE	1:44.511	1:45.337	0.826
22	11	GILBERT	34.008	38	MOSS /	19.356	11	GILBERT	29.877	76	PEARSON		25.704	22	11	GILBERT / ROBERTS	1:49.405		
23	76	PEARSON	34.566	11	GILBERT	19.391	76	PEARSON	30.372	11	GILBERT		26.129	23	76	PEARSON / RESTALL	1:49.689	1:50.978	1.289
24														24	27	KIRBY / KIRBY		1:38.071	

**MCRCB BULLETIN TK039****2024 Bennetts British Superbike Championship - Round 11****2024 OPAL British Sidecar Championship****FREE PRACTICE - BEST SPEEDS**

POS	INTERMEDIATE 1			INTERMEDIATE 2			INTERMEDIATE 3			FINISH LINE		
	NO	NAME	MPH	NO	NAME	MPH	NO	NAME	MPH	NO	NAME	MPH
1	45	PAYNE / ROUSSEAU	110.0	34	S.CHRISTIE / T.CHRISTIE	137.7	34	S.CHRISTIE / T.CHRISTIE	98.2	93	G.HOLDEN / LAWRENCE	127.3
2	34	S.CHRISTIE / T.CHRISTIE	109.8	45	PAYNE / ROUSSEAU	136.3	77	REEVES / WILKES	98.2	45	PAYNE / ROUSSEAU	126.8
3	77	REEVES / WILKES	107.7	77	REEVES / WILKES	136.3	45	PAYNE / ROUSSEAU	95.5	3	R.CROWE / C.CROWE	126.6
4	91	WILLIAMS / KOLSCH	107.5	3	R.CROWE / C.CROWE	136.1	91	WILLIAMS / KOLSCH	94.3	34	S.CHRISTIE / T.CHRISTIE	126.3
5	3	R.CROWE / C.CROWE	107.5	2	J.HOLDEN / SHARPE	135.5	2	J.HOLDEN / SHARPE	91.9	2	J.HOLDEN / SHARPE	125.9
6	84	L AidLOW / LAIDL OW	106.5	91	WILLIAMS / KOLSCH	134.2	95	BLACKSTOCK / ROSNEY	91.4	111	CABLE / RICHARDSON	125.6
7	2	J.HOLDEN / SHARPE	106.5	84	L AidLOW / LAIDL OW	133.4	84	L AidLOW / LAIDL OW	91.1	84	L AidLOW / LAIDL OW	125.2
8	95	BLACKSTOCK / ROSNEY	106.3	93	G.HOLDEN / LAWRENCE	133.1	18	P.BELL / HYDE	89.9	77	REEVES / WILKES	124.7
9	93	G.HOLDEN / LAWRENCE	105.6	5	BIGGS / SEGERS	133.1	5	BIGGS / SEGERS	89.0	95	BLACKSTOCK / ROSNEY	124.5
10	5	BIGGS / SEGERS	105.5	95	BLACKSTOCK / ROSNEY	132.8	3	R.CROWE / C.CROWE	88.7	5	BIGGS / SEGERS	124.0
11	26	ATKINSON / MIDDLETON	104.2	18	P.BELL / HYDE	132.1	7	GRAY / MULDOON	86.9	18	P.BELL / HYDE	122.6
12	111	CABLE / RICHARDSON	103.5	7	GRAY / MULDOON	131.5	4	PEACH / EDWARDS	86.4	26	ATKINSON / MIDDLETON	122.2
13	4	PEACH / EDWARDS	103.4	111	CABLE / RICHARDSON	131.0	111	CABLE / RICHARDSON	85.9	4	PEACH / EDWARDS	121.5
14	7	GRAY / MULDOON	103.4	4	PEACH / EDWARDS	128.8	65	FAIRES / FOX	85.9	17	CLARKE / ENSOR	120.9
15	18	P.BELL / HYDE	102.6	26	ATKINSON / MIDDLETON	128.3	171	POTTINGER / DODDS	85.3	65	FAIRES / FOX	120.6
16	171	POTTINGER / DODDS	100.9	171	POTTINGER / DODDS	127.0	38	MOSS / HOPE	85.3	8	M.BELL / COLBROOK	119.8
17	8	M.BELL / COLBROOK	100.9	8	M.BELL / COLBROOK	126.8	165	STAFFORD / HOPE	84.7	76	PEARSON / RESTALL	119.6
18	17	CLARKE / ENSOR	99.4	165	STAFFORD / HOPE	123.3	17	CLARKE / ENSOR	82.9	171	POTTINGER / DODDS	118.3
19	65	FAIRES / FOX	99.4	17	CLARKE / ENSOR	122.6	93	G.HOLDEN / LAWRENCE	82.3	11	GILBERT / ROBERTS	118.3
20	165	STAFFORD / HOPE	99.2	38	MOSS / HOPE	120.4	8	M.BELL / COLBROOK	81.8	165	STAFFORD / HOPE	116.1
21	38	MOSS / HOPE	94.2	65	FAIRES / FOX	117.9	26	ATKINSON / MIDDLETON	79.3	38	MOSS / HOPE	114.5
22	11	GILBERT / ROBERTS	93.0	11	GILBERT / ROBERTS	114.1	76	PEARSON / RESTALL	68.8			
23	76	PEARSON / RESTALL	90.6	76	PEARSON / RESTALL	112.9	11	GILBERT / ROBERTS	67.2			
24												

# MCRCB BULLETIN TK040

## 2024 Bennetts British Superbike Championship - Round 11

### 2024 OPAL British Sidecar Championship

#### FREE PRACTICE - STATISTICS

**Competitors Started** 24  
**Planned Start** 2024-10-11 @ 12:00:00.000  
**Actual Start** 2024-10-11 @ 12:01:01.431  
**Finish Time** 2024-10-11 @ 12:21:01.431  
**Track Length** 2.4332mi.  
**Total Laps** 204  
**Total Distance Covered** 496.3910mi.

#### Session Fastest Lap History

NO	CL	NAME	LAP TIME	TIME OF DAY	LAP	VEHICLE
77	GP	REEVES / WILKES	1:38.967	12:04:30.269	2	Adolf RS Yamaha
91	GP	WILLIAMS / KOLSCH	1:38.307	12:04:31.481	2	LCR Yamaha
77	GP	REEVES / WILKES	1:36.842	12:06:07.111	3	Adolf RS Yamaha
34	GP	S.CHRISTIE / T.CHRISTIE	1:36.611	12:06:11.709	3	LCR Yamaha
77	GP	REEVES / WILKES	1:36.112	12:07:43.223	4	Adolf RS Yamaha
34	GP	S.CHRISTIE / T.CHRISTIE	1:35.814	12:07:47.523	4	LCR Yamaha
77	GP	REEVES / WILKES	1:35.432	12:09:18.655	5	Adolf RS Yamaha
34	GP	S.CHRISTIE / T.CHRISTIE	1:34.856	12:12:34.173	7	LCR Yamaha
91	GP	WILLIAMS / KOLSCH	1:34.077	12:15:11.411	7	LCR Yamaha
45	WC	PAYNE / ROUSSEAU	1:34.008	12:21:28.313	12	Adolf RS Yamaha

#### Flag History

TYPE	TIME OF DAY
GREEN	12:01:01.431
FINISH	12:21:01.431

#### Flag Statistics

TYPE	COUNT	TOTAL LAPS	TOTAL TIME
Green	1	12	23:28.127
Red	0	0	0.000
Safety Car	0	0	0.000
FCY	0	0	0.000

# MCRCB BULLETIN TK040

## 2024 Bennetts British Superbike Championship - Round 11

### 2024 OPAL British Sidecar Championship

#### FREE PRACTICE - STATISTICS

CLASS : CUP

10 Starters

#### Fastest Lap History

NO	NAME	LAP TIME	TIME OF DAY	LAP	VEHICLE
18	P.BELL / HYDE	1:41.144	12:04:41.899	2	LCR Yamaha
4	PEACH / EDWARDS	1:40.781	12:06:26.504	3	LCR Yamaha
84	LAIDLLOW / LAIDLLOW	1:39.110	12:08:22.032	4	LCR Yamaha
27	KIRBY / KIRBY	1:38.889	12:11:36.876	5	Adolf RS Yamaha
84	LAIDLLOW / LAIDLLOW	1:35.705	12:14:06.583	7	LCR Yamaha
84	LAIDLLOW / LAIDLLOW	1:34.553	12:15:41.136	8	LCR Yamaha



**MCRCB BULLETIN TK040**

**2024 Bennetts British Superbike Championship - Round 11**

**2024 OPAL British Sidecar Championship**

**FREE PRACTICE - STATISTICS**

**CLASS : F2**

1 Starters

**Fastest Lap History**

NO	NAME	LAP TIME	TIME OF DAY	LAP	VEHICLE
76	PEARSON / RESTALL	<b>1:59.345</b>	12:05:25.863	2	LCR Yamaha
76	PEARSON / RESTALL	<b>1:51.176</b>	12:18:14.843	5	LCR Yamaha
76	PEARSON / RESTALL	<b>1:50.978</b>	12:20:05.821	6	LCR Yamaha

# MCRCB BULLETIN TK040

## 2024 Bennetts British Superbike Championship - Round 11

### 2024 OPAL British Sidecar Championship

#### FREE PRACTICE - STATISTICS

CLASS : GP

9 Starters

#### Fastest Lap History

NO	NAME	LAP TIME	TIME OF DAY	LAP	VEHICLE
77	REEVES / WILKES	1:38.967	12:04:30.269	2	Adolf RS Yamaha
91	WILLIAMS / KOLSCH	1:38.307	12:04:31.481	2	LCR Yamaha
77	REEVES / WILKES	1:36.842	12:06:07.111	3	Adolf RS Yamaha
34	S.CHRISTIE / T.CHRISTIE	1:36.611	12:06:11.709	3	LCR Yamaha
77	REEVES / WILKES	1:36.112	12:07:43.223	4	Adolf RS Yamaha
34	S.CHRISTIE / T.CHRISTIE	1:35.814	12:07:47.523	4	LCR Yamaha
77	REEVES / WILKES	1:35.432	12:09:18.655	5	Adolf RS Yamaha
34	S.CHRISTIE / T.CHRISTIE	1:34.856	12:12:34.173	7	LCR Yamaha
91	WILLIAMS / KOLSCH	1:34.077	12:15:11.411	7	LCR Yamaha

# MCRCB BULLETIN TK040

## 2024 Bennetts British Superbike Championship - Round 11

### 2024 OPAL British Sidecar Championship

#### FREE PRACTICE - STATISTICS

CLASS : WC

4 Starters

##### Fastest Lap History

NO	NAME	LAP TIME	TIME OF DAY	LAP	VEHICLE
65	FAIRES / FOX	1:47.497	12:04:54.580	2	Ryde Triumph
45	PAYNE / ROUSSEAU	1:44.053	12:05:11.655	2	Adolf RS Yamaha
45	PAYNE / ROUSSEAU	1:40.896	12:06:52.551	3	Adolf RS Yamaha
45	PAYNE / ROUSSEAU	1:40.276	12:10:14.552	5	Adolf RS Yamaha
45	PAYNE / ROUSSEAU	1:37.997	12:11:52.549	6	Adolf RS Yamaha
45	PAYNE / ROUSSEAU	1:35.710	12:13:28.259	7	Adolf RS Yamaha
45	PAYNE / ROUSSEAU	1:35.530	12:16:40.405	9	Adolf RS Yamaha
45	PAYNE / ROUSSEAU	1:34.915	12:18:15.320	10	Adolf RS Yamaha
45	PAYNE / ROUSSEAU	1:34.008	12:21:28.313	12	Adolf RS Yamaha

**MCRCB BULLETIN TK041**

**2024 Bennetts British Superbike Championship - Round 11**

**2024 OPAL British Sidecar Championship**

**FREE PRACTICE - SESSION NOTES**

TIME

MESSAGE

12:05:16

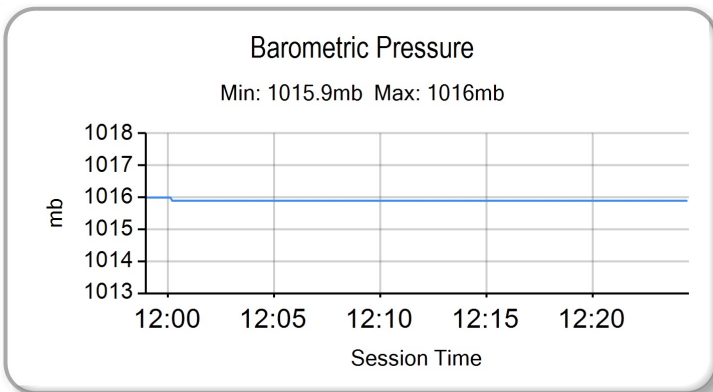
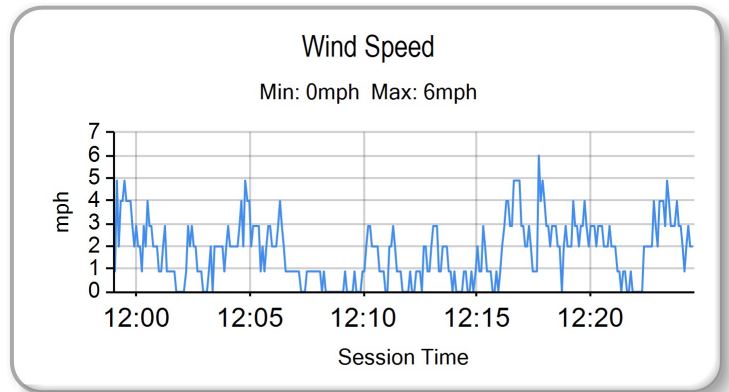
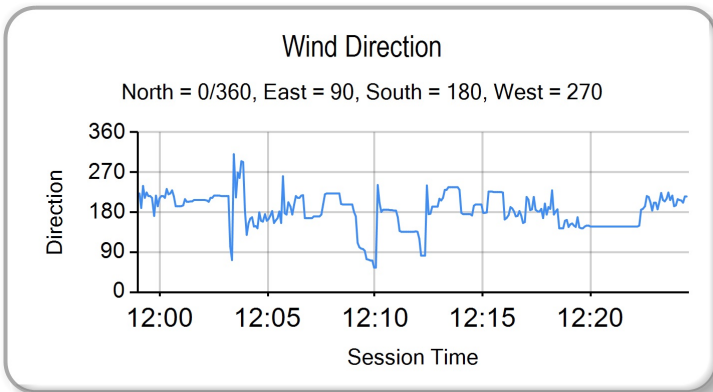
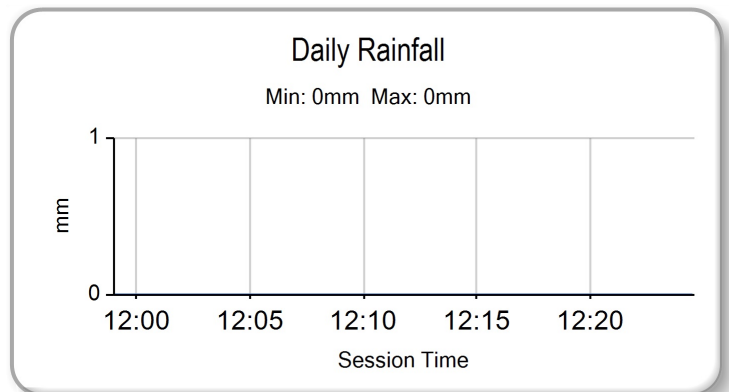
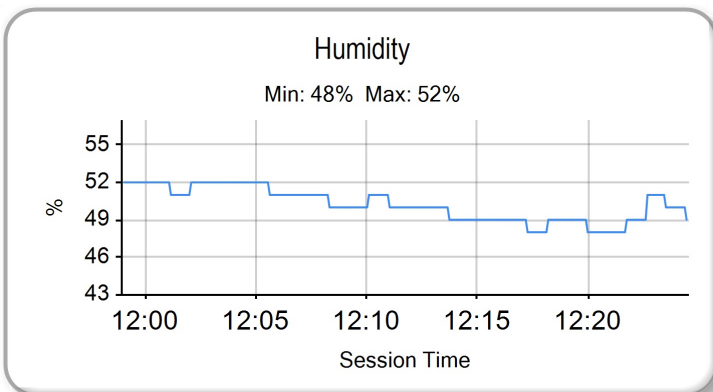
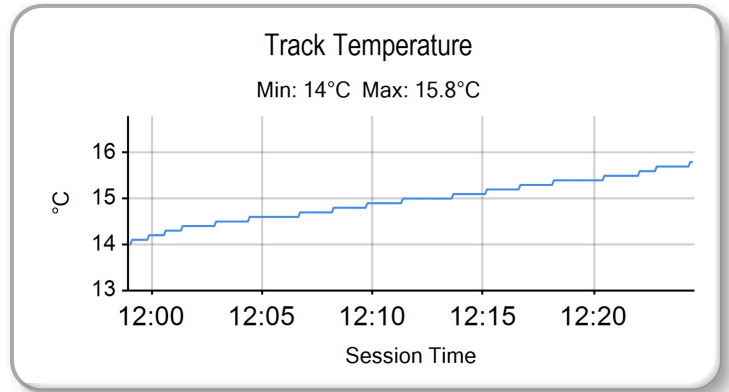
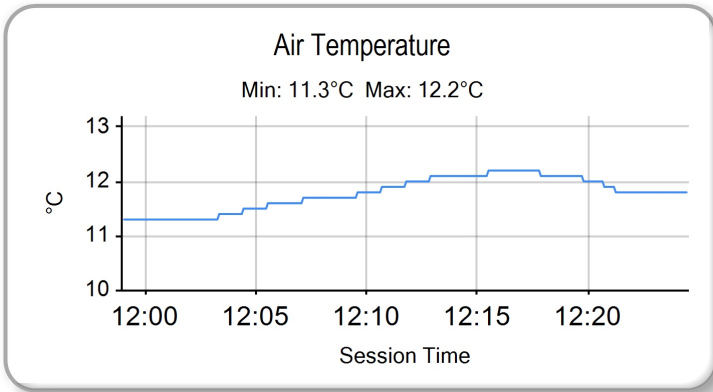
#27 - NO WORKING TRANSPONDER

# MCRCB BULLETIN TK042

## 2024 Bennetts British Superbike Championship - Round 11

## 2024 OPAL British Sidecar Championship

### FREE PRACTICE - WEATHER CONDITIONS



POS	NO	CL	PIC	NAME	ENTRY	TIME	ON	LAPS	GAP	DIFF	MPH
1	45	WC	1	PAYNE / ROUSSEAU	Adolf RS Yamaha - Steinhausen Racing	1:32.596	7	9			94.60
2	91	GP	1	WILLIAMS / KOLSCH	LCR Yamaha - NaTimber - AQ Logistics	1:33.220	10	11	0.624	0.624	93.96
3	34	GP	2	S.CHRISTIE / T.CHRISTIE	LCR Yamaha - Hannafin Contractors	1:33.747	5	11	1.151	0.527	93.44
4	77	GP	3	REEVES / WILKES	Adolf RS Yamaha - Carl Cox Motorsport / H&S Contrac	1:34.254	11	12	1.658	0.507	92.93
5	84	CUP	1	LAIDLAW / LAIDLAW	LCR Yamaha - Express Tyre Service / Pendragon Sen	1:34.266	8	11	1.670	0.012	92.92
6	95	GP	4	BLACKSTOCK / ROSNEY	LCR Yamaha - Dave Holden Racing	1:35.049	6	7	2.453	0.783	92.16
7	93	GP	5	G.HOLDEN / LAWRENCE	LCR Kawasaki - Holden Racing	1:35.301	12	12	2.705	0.252	91.91
8	2	GP	6	J.HOLDEN / SHARPE	LCR Yamaha - John Holden Racing	1:36.040	7	11	3.444	0.739	91.21
9	4	CUP	2	PEACH / EDWARDS	LCR Yamaha - Life Safety Motorsport	1:36.750	5	8	4.154	0.710	90.54
10	18	CUP	3	P.BELL / HYDE	LCR Yamaha - Marin Motorsports / HFF Civil Engineer	1:37.396	9	12	4.800	0.646	89.94
11	3	GP	7	R.CROWE / C.CROWE	LCR Honda - Kel Properties	1:37.589	8	8	4.993	0.193	89.76
12	5	GP	8	BIGGS / SEGERS	LCR Yamaha - Express Tyre Service/Santander Salt	1:37.721	5	7	5.125	0.132	89.64
13	111	GP	9	CABLE / RICHARDSON	LCR Yamaha - L&W Racing	1:37.728	11	12	5.132	0.007	89.63
14	27	CUP	4	KIRBY / KIRBY	Adolf RS Yamaha - KRT Racing	1:37.940	5	12	5.344	0.212	89.44
15	17	CUP	5	CLARKE / ENSOR	LCR Honda - Centurion Packaging / Finline Sealants	1:39.040	9	9	6.444	1.100	88.44
16	7	CUP	6	GRAY / MULDOON	BGR Yamaha - Brian Gray Powerbiking	1:39.272	4	10	6.676	0.232	88.24
17	26	CUP	7	ATKINSON / MIDDLETON	Adolf RS Yamaha - Mecsia/RAF Engineering	1:40.090	5	7	7.494	0.818	87.51
18	171	CUP	8	POTTINGER / DODDS	LCR Yamaha - GB Precision / Opal Lazer	1:41.200	9	10	8.604	1.110	86.55
19	65	WC	2	FAIRES / FOX	Ryde Triumph - AW Racing	1:41.813	10	10	9.217	0.613	86.03
20	8	CUP	9	M.BELL / COLBROOK	LCR Yamaha - Bell Marin Racing/HFF	1:43.705	5	5	11.109	1.892	84.46
21	165	WC	3	STAFFORD / HOPE	Ryde Yamaha - AW Racing	1:44.076	8	8	11.480	0.371	84.16
22	76	F2	1	PEARSON / RESTALL	LCR Yamaha - Direct Commercials/ABS Racing	1:45.308	8	8	12.712	1.232	83.18
23	38	CUP	10	MOSS / HOPE	LCR Yamaha - LifeSafety Motorsport - CMR	1:45.569	6	6	12.973	0.261	82.97

QUALIFYING LAPTIME (115.0% of 1:32.596) = 1:46.485

24	11	WC	4	GILBERT / ROBERTS	Ryde Yamaha - West Ewell Fencing			1			
----	----	----	---	-------------------	----------------------------------	--	--	---	--	--	--

Weather / Track : Cloudy / Dry

These results are provisional until the conclusion of any judicial and technical matters.

Date: 11/10/2024 Start: 16:25 Finish: 16:47

Brands Hatch GP: 2.4332 miles

Race Director: Stuart Higgs <i>S. Higgs</i> <small>Digitally Approved at 16:59 Friday, 11 October 2024</small>	Stewards:	Timekeeper: Richard Evans <i>R. EVANS</i> <small>Digitally Approved at 16:55 Friday, 11 October 2024</small>	
--	-----------	--	---

Results can be found at [www.tsl-timing.com](http://www.tsl-timing.com)

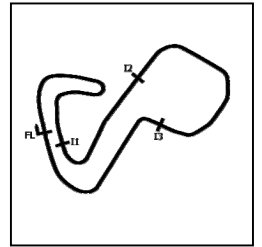
Printed - 16:50 Friday, 11 October 2024

# MCRCB BULLETIN TK086

## 2024 Bennetts British Superbike Championship - Round 11

## 2024 OPAL British Sidecar Championship

### QUALIFYING - SECTOR ANALYSIS



SECTOR 1 = FL to I1, SECTOR 2 = I1 to I2 SECTOR 3 = I2 to I3, SECTOR 4 = I3 to FL, DIFF = Difference To Personal Best Lap, P = Crossed Finish Line in Pit Lane, D = Time Disallowed

P1 45 WC		PAYNE / ROUSSEAU				Adolf RS Yamaha - Steinhausen Racing							
IDEAL LAP TIME : 1:32.399		BEST LAP TIME : 1:32.596				DIFFERENCE : 0.197							
LAP	SECTOR 1	SECTOR 2		SECTOR 3		SECTOR 4		LAP TIME	MPH	DIFF	TIME OF DAY		
1 -	OUTLAP	97.1	17.803	133.9	26.769	89.5	24.452	124.9	1:45.996	82.64	13.400	16:28:00.007	
2 -	33.024	66.2						IN PIT	4:18.703	P	33.86	2:46.107	16:32:18.710
3 -	OUTLAP	106.1	17.296	135.0	25.439	92.6	23.265	<b>127.8</b>	1:41.502	86.30	8.906	16:34:00.212	
4 -	30.434	108.9	17.095	135.8	25.654	96.4	22.626	126.8	1:35.809	91.43	3.213	16:35:36.021	
5 -	29.493	108.2	16.958	136.3	24.967	98.2	<b>22.376</b>	126.8	1:33.794	(3)	93.39	1.198	16:37:09.815
6 -	29.267	108.5	<b>16.760</b>	<b>137.2</b>	24.782	95.4	22.858	126.6	1:33.667	(2)	93.52	1.071	16:38:43.482
7 -	<b>28.878</b>	<b>109.4</b>	16.791	136.9	<b>24.385</b>	<b>99.7</b>	22.542	126.8	<b>1:32.596</b>	(1)	<b>94.60</b>		<b>16:40:16.078</b>
8 -	34.418	95.4	17.540	121.7	27.017	85.2		IN PIT	6:51.126	P	21.30	5:18.530	16:47:07.204
9 -	OUTLAP	97.8	18.778	120.6	26.861	85.4	24.591	113.1	1:44.535	83.79	11.939	16:48:51.739	

P2 91 GP		WILLIAMS / KOLSCH				LCR Yamaha - NaTimber - AQ Logistics							
IDEAL LAP TIME : 1:33.020		BEST LAP TIME : 1:33.220				DIFFERENCE : 0.200							
LAP	SECTOR 1	SECTOR 2		SECTOR 3		SECTOR 4		LAP TIME	MPH	DIFF	TIME OF DAY		
1 -	OUTLAP	81.5	21.564	93.7	33.754	67.1	29.809		2:06.507	69.24	33.287	16:27:21.024	
2 -	40.082	88.6	22.786	80.4	33.152	63.3		IN PIT	4:33.647	P	32.01	3:00.427	16:31:54.671
3 -	OUTLAP	106.5	17.545	132.1	25.276	88.7	23.034		1:37.734	89.62	4.514	16:33:32.405	
4 -	30.090	104.5	17.298	132.3	26.721	88.6	23.018		1:37.127	90.18	3.907	16:35:09.532	
5 -	29.784	<b>107.8</b>	17.383	133.1	24.552	85.7	23.566		1:35.285	91.93	2.065	16:36:44.817	
6 -	29.704	104.6	17.339	133.1	26.013	73.1	23.606		1:36.662	90.62	3.442	16:38:21.479	
7 -	29.788	104.6	17.361	132.8	24.290	92.4	23.122		1:34.561	(3)	92.63	1.341	16:39:56.040
8 -	31.714	103.7	17.375	134.4	25.844	76.6	24.384	<b>122.6</b>	1:39.317	88.20	6.097	16:41:35.357	
9 -	29.358	107.2	<b>17.231</b>	<b>135.8</b>	24.837	94.3	22.662		1:34.088	(2)	93.10	0.868	16:43:09.445
10 -	<b>29.272</b>	107.0	17.431	133.1	<b>24.028</b>	<b>97.3</b>	<b>22.489</b>		<b>1:33.220</b>	(1)	<b>93.96</b>		<b>16:44:42.665</b>
11 -	34.514	76.9	19.492	111.1	28.135	79.4	24.053		1:46.194	82.48	12.974	16:46:28.859	

P3 34 GP		S.CHIRSTIE / T.CHIRSTIE				LCR Yamaha - Hannafin Contractors							
IDEAL LAP TIME : 1:33.643		BEST LAP TIME : 1:33.747				DIFFERENCE : 0.104							
LAP	SECTOR 1	SECTOR 2		SECTOR 3		SECTOR 4		LAP TIME	MPH	DIFF	TIME OF DAY		
1 -	OUTLAP	104.8	18.051	128.0	26.981	93.7	23.211		1:42.971	85.07	9.224	16:27:55.236	
2 -	32.607	64.8	26.422	88.5	31.928	69.1		IN PIT	3:12.076	P	45.60	1:38.329	16:31:07.312
3 -	OUTLAP		17.450	134.4	26.020	95.0	22.840		1:38.388	89.03	4.641	16:32:45.700	
4 -	29.778	<b>110.1</b>	16.872	136.3	25.169	99.5	22.403		1:34.222	(3)	92.97	0.475	16:34:19.922
5 -	29.528	<b>110.1</b>	16.791	137.7	<b>25.069</b>	98.9	<b>22.359</b>		<b>1:33.747</b>	(1)	<b>93.44</b>		<b>16:35:53.669</b>
6 -	<b>29.509</b>	108.0	<b>16.706</b>	<b>138.0</b>	26.545	95.8	23.097		1:35.857	91.38	2.110	16:37:29.526	
7 -	29.840	106.3	17.043	132.1	25.989	98.9	22.668		1:35.540	91.68	1.793	16:39:05.066	
8 -	30.041	106.1	16.963	136.6	25.470	98.3	22.636		1:35.110	92.10	1.363	16:40:40.176	
9 -	29.754	107.0	16.767	137.2	25.135	98.3	22.650		1:34.306	92.88	0.559	16:42:14.482	
10 -	29.571	107.0	16.788	137.5	25.105	<b>99.8</b>	22.725		1:34.189	(2)	93.00	0.442	16:43:48.671
11 -	29.647	107.2	16.785	136.9	25.136	97.8	22.843		1:34.411	92.78	0.664	16:45:23.082	

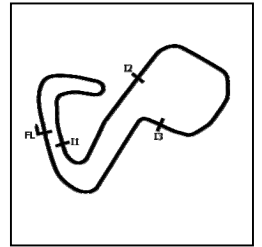
P4 77 GP		REEVES / WILKES				Adolf RS Yamaha - Carl Cox Motorsport / H&S Contractors							
IDEAL LAP TIME : 1:33.767		BEST LAP TIME : 1:34.254				DIFFERENCE : 0.487							
LAP	SECTOR 1	SECTOR 2		SECTOR 3		SECTOR 4		LAP TIME	MPH	DIFF	TIME OF DAY		
1 -	OUTLAP	101.8	17.944	132.6	26.568	83.5	23.786	123.8	1:42.220	85.69	7.966	16:26:46.581	
2 -	39.464	69.1			25.549	89.9		IN PIT	4:16.589	P	34.13	2:42.335	16:31:03.170
3 -	OUTLAP	98.9	17.782	133.4	26.275	86.2	23.386	124.0	1:39.877	87.70	5.623	16:32:43.047	
4 -	29.944	107.5	17.121	134.4	24.879	92.9	23.001	124.9	1:34.945	92.26	0.691	16:34:17.992	
5 -	29.703	107.3	17.145	134.2	25.025	91.1	22.883	<b>125.2</b>	1:34.756	92.44	0.502	16:35:52.748	
6 -	<b>29.464</b>	107.7	17.043	<b>136.6</b>	25.178	97.1	22.959	124.9	1:34.644	92.55	0.390	16:37:27.392	
7 -	35.299	70.0	18.603	124.9	27.395	87.2		IN PIT	2:58.338	P	49.11	1:24.084	16:40:25.730
8 -	OUTLAP	98.6	18.019	124.9	27.570	88.8	23.256	124.7	1:41.053	86.68	6.799	16:42:06.783	
9 -	29.640	106.8	<b>16.898</b>	135.0	24.745	96.8	23.231	124.7	1:34.514	(2)	92.68	0.260	16:43:41.297
10 -	30.724	106.5	17.149	134.2	25.839	91.0	22.976	123.5	1:36.688	90.59	2.434	16:45:17.985	
11 -	29.636	106.5	17.105	134.4	<b>24.709</b>	95.5	22.804	124.9	<b>1:34.254</b>	(1)	<b>92.93</b>		<b>16:46:52.239</b>
12 -	29.891	<b>108.4</b>	17.101	134.4	24.864	<b>98.3</b>	<b>22.696</b>	123.5	1:34.552	(3)	92.64	0.298	16:48:26.791

# MCRCB BULLETIN TK086

## 2024 Bennetts British Superbike Championship - Round 11

## 2024 OPAL British Sidecar Championship

### QUALIFYING - SECTOR ANALYSIS



SECTOR 1 = FL to I1, SECTOR 2 = I1 to I2 SECTOR 3 = I2 to I3, SECTOR 4 = I3 to FL, DIFF = Difference To Personal Best Lap, P = Crossed Finish Line in Pit Lane, D = Time Disallowed

P5 84 CUP LAIDLAW / LAIDLAW		LCR Yamaha - Express Tyre Service / Pendragon Services Inc.										
IDEAL LAP TIME : 1:33.948		BEST LAP TIME : 1:34.266				DIFFERENCE : 0.318						
LAP	SECTOR 1	SECTOR 2		SECTOR 3		SECTOR 4		LAP TIME	MPH	DIFF	TIME OF DAY	
1 -	OUTLAP	100.9	18.093	132.1	26.981	83.6	23.489	124.2	1:42.609	85.37	8.343	16:26:47.788
2 -	40.352	69.5			25.540	85.3	IN PIT	107.2	6:08.311 P	23.78	4:34.045	16:32:56.099
3 -	OUTLAP	106.0	17.348	132.1	25.572	87.2	22.788	<b>124.9</b>	1:38.507	88.92	4.241	16:34:34.606
4 -	29.743	<b>107.5</b>	17.111	133.1	25.169	86.9	22.679	124.7	1:34.702	92.49	0.436	16:36:09.308
5 -	29.841	106.6	<b>17.054</b>	133.6	25.904	88.4	23.319	123.5	1:36.118	91.13	1.852	16:37:45.426
6 -	<b>29.623</b>	105.3	17.089	131.0	25.096	<b>93.3</b>	22.588	123.8	1:34.396 (3)	92.79	0.130	16:39:19.822
7 -	30.107	105.0	17.139	131.0	24.970	88.6	22.987	122.9	1:35.203	92.01	0.937	16:40:55.025
8 -	29.694	104.8	17.084	130.5	24.908	92.1	22.580	122.2	<b>1:34.266 (1)</b>	<b>92.92</b>		<b>16:42:29.291</b>
9 -	30.323	102.4	17.396	130.3	25.814	83.8	IN PIT		2:55.616 P	49.88	1:21.350	16:45:24.907
10 -	OUTLAP	106.1	17.298	121.3	27.186	88.0	23.726	124.5	1:40.143	87.47	5.877	16:47:05.050
11 -	29.873	104.8	17.186	130.5	<b>24.714</b>	91.3	<b>22.557</b>	124.7	1:34.330 (2)	92.86	0.064	16:48:39.380

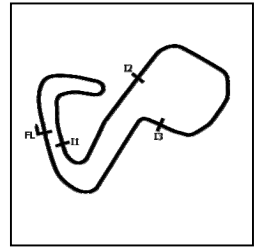
P6 95 GP BLACKSTOCK / ROSNEY		LCR Yamaha - Dave Holden Racing										
IDEAL LAP TIME : 1:34.856		BEST LAP TIME : 1:35.049				DIFFERENCE : 0.193						
LAP	SECTOR 1	SECTOR 2		SECTOR 3		SECTOR 4		LAP TIME	MPH	DIFF	TIME OF DAY	
1 -	OUTLAP	<b>106.0</b>	17.713	134.4	26.308	87.1	23.556	<b>124.9</b>	1:40.877	86.83	5.828	16:26:46.907
2 -	39.282	69.6			25.001	90.4	IN PIT	106.5	8:23.783 P	17.38	6:48.734	16:35:10.690
3 -	OUTLAP	104.3	17.620	133.1	26.581	81.1	23.742	124.5	1:46.407	82.32	11.358	16:36:57.097
4 -	30.406	104.8	17.332	132.6	25.024	92.9	22.875	124.2	1:35.637	91.59	0.588	16:38:32.734
5 -	30.336	101.5	17.283	131.8	24.996	87.8	22.992	123.3	1:35.607 (3)	91.62	0.558	16:40:08.341
6 -	<b>30.018</b>	103.0	<b>17.233</b>	131.5	24.955	93.5	<b>22.843</b>	123.5	<b>1:35.049 (1)</b>	<b>92.16</b>		<b>16:41:43.390</b>
7 -	30.124	103.2	17.394	131.3	<b>24.762</b>	<b>97.9</b>	22.844	123.3	1:35.124 (2)	92.08	0.075	16:43:18.514

P7 93 GP G.HOLDEN / LAWRENCE		LCR Kawasaki - Holden Racing										
IDEAL LAP TIME : 1:34.897		BEST LAP TIME : 1:35.301				DIFFERENCE : 0.404						
LAP	SECTOR 1	SECTOR 2		SECTOR 3		SECTOR 4		LAP TIME	MPH	DIFF	TIME OF DAY	
1 -	OUTLAP	93.4	18.238	131.8	28.901	76.8	24.475	125.4	1:46.839	81.99	11.538	16:26:56.750
2 -	31.793	103.5	17.616	124.5	27.019	86.7	IN PIT		4:25.453 P	32.99	2:50.152	16:31:22.203
3 -	OUTLAP	103.7	17.624	132.3	26.080	81.2	23.204	125.9	1:39.519	88.02	4.218	16:33:01.722
4 -	30.750	104.0	17.484	135.0	25.673	85.0	22.978	126.3	1:36.885	90.41	1.584	16:34:38.607
5 -	30.725	94.9					IN PIT		3:12.172 P	45.58	1:36.871	16:37:50.779
6 -	OUTLAP	99.1	17.722	128.8	26.357	82.6	23.164	125.2	1:42.136	85.76	6.835	16:39:32.915
7 -	30.660	102.2	17.402	133.6	25.802	84.4	22.915	126.8	1:36.779	90.51	1.478	16:41:09.694
8 -	30.405	<b>106.6</b>	17.369	133.6	25.474	88.7	23.277	126.1	1:36.525	90.75	1.224	16:42:46.219
9 -	30.942	105.8	17.392	135.0	25.266	87.8	22.899	<b>128.3</b>	1:36.499 (3)	90.77	1.198	16:44:22.718
10 -	31.139	105.3	17.139	135.2	27.032	75.2	23.824	125.4	1:39.134	88.36	3.833	16:46:01.852
11 -	30.231	<b>106.6</b>	17.348	133.4	<b>25.097</b>	<b>90.8</b>	<b>22.683</b>	126.3	1:35.359 (2)	91.86	0.058	16:47:37.211
12 -	<b>30.043</b>	106.0	<b>17.074</b>	<b>135.5</b>	25.346	85.8	22.838	126.8	<b>1:35.301 (1)</b>	<b>91.91</b>		<b>16:49:12.512</b>

P8 2 GP J.HOLDEN / SHARPE		LCR Yamaha - John Holden Racing										
IDEAL LAP TIME : 1:35.630		BEST LAP TIME : 1:36.040				DIFFERENCE : 0.410						
LAP	SECTOR 1	SECTOR 2		SECTOR 3		SECTOR 4		LAP TIME	MPH	DIFF	TIME OF DAY	
1 -	OUTLAP	95.0	19.001	112.5	28.262	84.7	24.018	126.1	1:46.873	81.96	10.833	16:27:03.558
2 -	31.902	103.2	17.744	<b>135.0</b>	26.553	82.0	IN PIT		4:10.639 P	34.95	2:34.599	16:31:14.197
3 -	OUTLAP	102.6	17.703	133.4	25.893	85.4	23.382	125.2	1:39.483	88.05	3.443	16:32:53.680
4 -	30.853	106.6	17.417	134.4	25.683	89.4	23.080	126.6	1:37.033	90.27	0.993	16:34:30.713
5 -	30.613	<b>107.0</b>	17.655	134.4	25.249	<b>92.6</b>	22.979	126.1	1:36.496	90.77	0.456	16:36:07.209
6 -	30.641	105.5	17.483	134.7	26.520	87.4	23.938	<b>127.0</b>	1:38.582	88.85	2.542	16:37:45.791
7 -	30.422	106.1	<b>17.220</b>	134.7	25.446	88.6	<b>22.952</b>	126.1	<b>1:36.040 (1)</b>	<b>91.21</b>		<b>16:39:21.831</b>
8 -	30.416	104.6	17.524	133.9	25.448	<b>92.6</b>	23.101	126.6	1:36.489 (3)	90.78	0.449	16:40:58.320
9 -	<b>30.359</b>	105.5	17.395	134.4	26.000	90.9	23.032	125.4	1:36.786	90.50	0.746	16:42:35.106
10 -	31.162	104.3	17.469	132.8	25.479	89.1	23.000	125.4	1:37.110	90.20	1.070	16:44:12.216
11 -	30.409	105.6	17.465	132.1	<b>25.099</b>	92.1	23.109	125.4	1:36.082 (2)	91.17	0.042	16:45:48.298



QUALIFYING - SECTOR ANALYSIS



SECTOR 1 = FL to I1, SECTOR 2 = I1 to I2 SECTOR 3 = I2 to I3, SECTOR 4 = I3 to FL, DIFF = Difference To Personal Best Lap, P = Crossed Finish Line in Pit Lane, D = Time Disallowed

P9		4 CUP		PEACH / EDWARDS		LCR Yamaha - Life Safety Motorsport						
IDEAL LAP TIME : 1:36.611		BEST LAP TIME : 1:36.750		DIFFERENCE : 0.139								
LAP	SECTOR 1	SECTOR 2		SECTOR 3		SECTOR 4		LAP TIME	MPH	DIFF	TIME OF DAY	
1 -	OUTLAP	95.1	18.973	122.0	28.439	74.7	25.041	118.1	1:47.926	81.16	11.176	16:27:11.539
2 -	32.729	102.2	18.112	127.8	29.728	54.8	IN PIT		4:03.371	P 35.99	2:26.621	16:31:14.910
3 -	OUTLAP	98.2	17.955	<b>129.3</b>	26.126	83.8	23.528	<b>121.5</b>	1:39.683	87.87	2.933	16:32:54.593
4 -	30.541	104.5	<b>17.646</b>	129.0	25.813	83.0	23.393	121.1	1:37.393	(2) 89.94	0.643	16:34:31.986
5 -	<b>30.249</b>	<b>104.8</b>	17.785	128.8	<b>25.341</b>	86.3	<b>23.375</b>	120.4	<b>1:36.750</b>	(1) <b>90.54</b>		<b>16:36:08.736</b>
6 -	31.972	99.2	18.636	119.4	27.893	82.8	IN PIT		8:43.297	P 16.73	7:06.547	16:44:52.033
7 -	OUTLAP	100.4	18.211	126.6	27.623	76.8	24.693	121.1	1:43.695	84.47	6.945	16:46:35.728
8 -	30.441	104.2	17.710	126.6	25.954	<b>89.2</b>	23.627	119.1	1:37.732	(3) 89.63	0.982	16:48:13.460

P10		18 CUP		P.BELL / HYDE		LCR Yamaha - Marin Motorsports / HFF Civil Engineering						
IDEAL LAP TIME : 1:36.940		BEST LAP TIME : 1:37.396		DIFFERENCE : 0.456								
LAP	SECTOR 1	SECTOR 2		SECTOR 3		SECTOR 4		LAP TIME	MPH	DIFF	TIME OF DAY	
1 -	OUTLAP	97.2	18.786	126.6	28.026	78.1	24.447	122.4	1:47.926	81.16	10.530	16:27:03.217
2 -	32.721	100.9	18.141	<b>133.1</b>	26.709	76.0	IN PIT		4:05.537	P 35.67	2:28.141	16:31:08.754
3 -	OUTLAP	101.2	18.185	131.8	26.575	84.2	23.927	122.9	1:40.990	86.73	3.594	16:32:49.744
4 -	31.167	102.9	18.032	132.3	25.930	90.0	23.644	122.6	1:38.773	88.68	1.377	16:34:28.517
5 -	30.949	<b>104.2</b>	17.862	132.3	<b>25.374</b>	89.3	23.691	<b>123.5</b>	1:37.876	89.49	0.480	16:36:06.393
6 -	30.924	101.8	17.719	132.8	26.675	85.2	24.016	119.1	1:39.334	88.18	1.938	16:37:45.727
7 -	31.134	103.2	18.050	132.3	25.784	84.7	23.616	123.1	1:38.584	88.85	1.188	16:39:24.311
8 -	31.009	102.1	17.780	131.8	25.759	90.8	<b>23.370</b>	123.1	1:37.918	89.46	0.522	16:41:02.229
9 -	30.777	103.0	<b>17.675</b>	131.5	25.442	90.5	23.502	122.4	<b>1:37.396</b>	(1) <b>89.94</b>		<b>16:42:39.625</b>
10 -	30.544	103.5	17.714	132.6	25.753	92.8	23.631	122.6	1:37.642	(3) 89.71	0.246	16:44:17.267
11 -	31.040	101.5	17.995	131.0	25.742	89.4	23.451	122.0	1:38.228	89.17	0.832	16:45:55.495
12 -	30.691	102.6	17.966	131.3	25.565	<b>94.5</b>	23.411	121.7	1:37.633	(2) 89.72	0.237	16:47:33.128

P11		3 GP		R.CROWE / C.CROWE		LCR Honda - Kel Properties						
IDEAL LAP TIME : 1:37.236		BEST LAP TIME : 1:37.589		DIFFERENCE : 0.353								
LAP	SECTOR 1	SECTOR 2		SECTOR 3		SECTOR 4		LAP TIME	MPH	DIFF	TIME OF DAY	
1 -	OUTLAP	79.6	20.146	122.9	28.698	78.4	24.847	124.0	1:48.920	80.42	11.331	16:27:10.157
2 -	32.440	105.1	17.759	132.8	28.742	62.1	IN PIT		4:33.416	P 32.03	2:55.827	16:31:43.573
3 -	OUTLAP	106.1	17.859	131.8	26.384	85.7	23.686	123.3	1:39.685	87.87	2.096	16:33:23.258
4 -	31.083	106.0	17.629	135.2	26.062	84.5	24.178	123.5	1:38.952	88.52	1.363	16:35:02.210
5 -	30.733	<b>108.4</b>	17.622	<b>136.9</b>	25.878	90.5	23.518	123.3	1:37.751	(2) 89.61	0.162	16:36:39.961
6 -	<b>30.465</b>	89.9	18.123	135.2	<b>25.814</b>	<b>91.4</b>	<b>23.385</b>	123.1	1:37.787	(3) 89.58	0.198	16:38:17.748
7 -	30.610	105.8	17.614	135.2	26.241	75.4	23.681	123.5	1:38.146	89.25	0.557	16:39:55.894
8 -	30.710	105.3	<b>17.572</b>	134.4	25.898	89.5	23.409	<b>124.2</b>	<b>1:37.589</b>	(1) <b>89.76</b>		<b>16:41:33.483</b>

P12		5 GP		BIGGS / SEGERS		LCR Yamaha - Express Tyre Service/Santander Salt						
IDEAL LAP TIME : 1:37.605		BEST LAP TIME : 1:37.721		DIFFERENCE : 0.116								
LAP	SECTOR 1	SECTOR 2		SECTOR 3		SECTOR 4		LAP TIME	MPH	DIFF	TIME OF DAY	
1 -	OUTLAP	100.4	18.391	130.3	27.132	85.9	24.302	<b>123.1</b>	1:44.914	83.49	7.193	16:26:57.637
2 -	31.824	<b>106.5</b>	17.768	<b>133.9</b>	27.030	89.3	IN PIT		4:27.308	P 32.77	2:49.587	16:31:24.945
3 -	OUTLAP	104.2	17.929	131.8	26.155	88.6	23.552	121.7	1:40.260	87.37	2.539	16:33:05.205
4 -	31.210	104.6	17.871	131.8	<b>25.785</b>	<b>92.3</b>	23.442	122.6	1:38.308	(2) 89.10	0.587	16:34:43.513
5 -	<b>30.896</b>	104.8	<b>17.744</b>	130.8	25.901	89.9	<b>23.180</b>	122.0	<b>1:37.721</b>	(1) <b>89.64</b>		<b>16:36:21.234</b>
6 -	32.642	73.1					IN PIT		6:20.903	P 22.99	4:43.182	16:42:42.137
7 -	OUTLAP	103.0	17.806	131.5	25.908	91.4	23.480	122.2	1:40.405	87.24	2.684	16:44:22.542

# MCRCB BULLETIN TK086

## 2024 Bennetts British Superbike Championship - Round 11

## 2024 OPAL British Sidecar Championship

### QUALIFYING - SECTOR ANALYSIS



SECTOR 1 = FL to I1, SECTOR 2 = I1 to I2 SECTOR 3 = I2 to I3, SECTOR 4 = I3 to FL, DIFF = Difference To Personal Best Lap, P = Crossed Finish Line in Pit Lane, D = Time Disallowed

P13 111 GP		CABLE / RICHARDSON				LCR Yamaha - L&W Racing						
IDEAL LAP TIME : 1:37.251		BEST LAP TIME : 1:37.728				DIFFERENCE : 0.477						
LAP	SECTOR 1	SECTOR 2		SECTOR 3		SECTOR 4		LAP TIME	MPH	DIFF	TIME OF DAY	
1 -	OUTLAP	93.4	18.897	120.0	28.424	84.6	24.336	125.2	1:47.148	81.75	9.420	16:26:59.296
2 -	33.009	98.2	18.128	126.8	27.348	85.4	IN PIT		4:25.031	P 33.05	2:47.303	16:31:24.327
3 -	OUTLAP	99.1	18.026	124.7	27.540	87.9	24.065	124.5	1:43.570	84.57	5.842	16:33:07.897
4 -	31.564	103.2	17.736	131.0	26.630	<b>92.0</b>	23.710	125.4	1:39.640	87.91	1.912	16:34:47.537
5 -	31.436	<b>103.5</b>	17.680	131.5	26.682	88.4	23.674	124.7	1:39.472	88.06	1.744	16:36:27.009
6 -	30.987	100.1	17.636	130.5	26.260	90.9	23.231	124.5	1:38.114	<b>(3) 89.28</b>	0.386	16:38:05.123
7 -	31.201	101.5	17.712	131.5	26.284	91.5	24.019	123.8	1:39.216	88.29	1.488	16:39:44.339
8 -	31.037	102.1	17.687	131.5	26.257	90.1	23.370	123.5	1:38.351	89.06	0.623	16:41:22.690
9 -	30.995	102.7	17.692	<b>133.4</b>	26.137	90.0	<b>23.141</b>	<b>125.9</b>	1:37.965	<b>(2) 89.41</b>	0.237	16:43:00.655
10 -	31.478	101.8	17.647	133.1	26.038	88.3	23.449	123.8	1:38.612	88.83	0.884	16:44:39.267
11 -	30.733	101.5	<b>17.505</b>	128.3	<b>25.991</b>	91.4	23.499	124.0	<b>1:37.728</b>	<b>(1) 89.63</b>		<b>16:46:16.995</b>
12 -	<b>30.614</b>	103.4	17.536	132.3	26.549	88.0	23.703	123.8	1:38.402	89.02	0.674	16:47:55.397

P14 27 CUP		KIRBY / KIRBY				Adolf RS Yamaha - KRT Racing						
IDEAL LAP TIME : 1:37.621		BEST LAP TIME : 1:37.940				DIFFERENCE : 0.319						
LAP	SECTOR 1	SECTOR 2		SECTOR 3		SECTOR 4		LAP TIME	MPH	DIFF	TIME OF DAY	
1 -	OUTLAP	86.8	19.139	126.3	28.877	81.1	25.254	<b>123.8</b>	1:48.382	80.82	10.442	16:26:57.141
2 -	32.194	104.0	17.854	130.5	28.231	85.4	IN PIT		4:08.017	P 35.31	2:30.077	16:31:05.158
3 -	OUTLAP	102.9	18.034	130.8	26.803	85.8	23.799	122.4	1:43.581	84.56	5.641	16:32:48.739
4 -	31.208	103.5	17.807	130.3	26.342	85.9	23.713	122.2	1:39.070	88.42	1.130	16:34:27.809
5 -	30.904	103.7	17.516	129.8	<b>25.855</b>	<b>90.4</b>	<b>23.665</b>	121.7	<b>1:37.940</b>	<b>(1) 89.44</b>		<b>16:36:05.749</b>
6 -	30.818	101.8	18.077	124.2	28.480	82.4	23.944	123.5	1:41.319	86.45	3.379	16:37:47.068
7 -	<b>30.686</b>	<b>104.5</b>	<b>17.415</b>	<b>133.1</b>	27.810	74.0	25.206	121.5	1:41.117	86.63	3.177	16:39:28.185
8 -	31.265	103.4	17.778	130.5	26.265	87.9	24.119	122.0	1:39.427	88.10	1.487	16:41:07.612
9 -	30.718	103.8	17.580	130.5	26.355	86.7	23.868	122.4	1:38.521	<b>(2) 88.91</b>	0.581	16:42:46.133
10 -	32.902	96.8	18.528	127.3	28.005	78.2	24.291	121.7	1:43.726	84.45	5.786	16:44:29.859
11 -	30.802	104.0	17.664	131.0	27.180	82.8	23.960	121.3	1:39.606	87.94	1.666	16:46:09.465
12 -	30.732	103.8	17.849	130.0	26.404	90.3	23.666	122.0	1:38.651	<b>(3) 88.79</b>	0.711	16:47:48.116

P15 17 CUP		CLARKE / ENSOR				LCR Honda - Centurion Packaging / Finline Sealants / CYB Fit						
IDEAL LAP TIME : 1:38.932		BEST LAP TIME : 1:39.040				DIFFERENCE : 0.108						
LAP	SECTOR 1	SECTOR 2		SECTOR 3		SECTOR 4		LAP TIME	MPH	DIFF	TIME OF DAY	
1 -	OUTLAP	91.6	19.254	117.5	29.181	76.1	26.353	113.5	1:51.052	78.88	12.012	16:27:23.294
2 -	35.486	94.7	19.661	103.4	37.991	54.9	IN PIT		4:06.415	P 35.54	2:27.375	16:31:29.709
3 -	OUTLAP	97.1	18.603	129.8	27.172	84.8	24.414	123.1	1:43.390	84.72	4.350	16:33:13.099
4 -	31.706	<b>103.4</b>	18.182	<b>131.8</b>	26.560	84.7	24.291	123.3	1:40.739	<b>(3) 86.95</b>	1.699	16:34:53.838
5 -	31.618	100.7	<b>18.026</b>	131.3	26.220	84.8	23.776	<b>124.7</b>	1:39.640	<b>(2) 87.91</b>	0.600	16:36:33.478
6 -	32.083	99.2	18.378	130.3	26.343	84.4	24.220	122.4	1:41.024	86.71	1.984	16:38:14.502
7 -	31.647	99.8	18.251	129.8	27.626	77.2	IN PIT		5:49.154	P 25.08	4:10.114	16:44:03.656
8 -	OUTLAP	99.2	18.226	129.3	26.520	85.4	23.887	122.0	1:41.264	86.50	2.224	16:45:44.920
9 -	<b>31.017</b>	102.1	18.134	130.3	<b>26.198</b>	<b>89.3</b>	<b>23.691</b>	122.0	<b>1:39.040</b>	<b>(1) 88.44</b>		<b>16:47:23.960</b>

P16 7 CUP		GRAY / MULDOON				BGR Yamaha - Brian Gray Powerbiking						
IDEAL LAP TIME : 1:39.122		BEST LAP TIME : 1:39.272				DIFFERENCE : 0.150						
LAP	SECTOR 1	SECTOR 2		SECTOR 3		SECTOR 4		LAP TIME	MPH	DIFF	TIME OF DAY	
1 -	OUTLAP	76.6	20.504	115.1	29.143	79.7	25.418		1:53.653	77.07	14.381	16:27:11.282
2 -	33.521	98.5	17.938	130.0	31.761	49.1	IN PIT		4:23.234	P 33.27	2:43.962	16:31:34.516
3 -	OUTLAP	99.2	17.820	129.3	27.901	80.6	24.524		1:43.724	84.45	4.452	16:33:18.240
4 -	31.601	102.7	17.632	<b>132.3</b>	<b>26.339</b>	86.0	<b>23.700</b>		<b>1:39.272</b>	<b>(1) 88.24</b>		<b>16:34:57.512</b>
5 -	<b>31.466</b>	102.1	17.822	131.5	26.456	<b>87.8</b>	23.711		1:39.455	<b>(2) 88.07</b>	0.183	16:36:36.967
6 -	32.943	85.2	19.418	119.4	27.959	76.9	IN PIT		5:08.604	P 28.38	3:29.332	16:41:45.571
7 -	OUTLAP	99.1	18.054	125.4	27.241	81.1	23.951		1:43.599	84.55	4.327	16:43:29.170
8 -	31.590	<b>103.7</b>	<b>17.617</b>	130.3	26.974	84.3	23.914		1:40.095	<b>(3) 87.51</b>	0.823	16:45:09.265
9 -	32.031	101.2	18.024	129.5	26.699	84.6	23.940		1:40.694	86.99	1.422	16:46:49.959
10 -	32.164	94.6	18.132	124.9	26.960	81.1	24.491		1:41.747	86.09	2.475	16:48:31.706

QUALIFYING - SECTOR ANALYSIS



SECTOR 1 = FL to I1, SECTOR 2 = I1 to I2 SECTOR 3 = I2 to I3, SECTOR 4 = I3 to FL, DIFF = Difference To Personal Best Lap, P = Crossed Finish Line in Pit Lane, D = Time Disallowed

P17 26 CUP		ATKINSON / MIDDLETON				Adolf RS Yamaha - Mecsia/RAF Engineering						
IDEAL LAP TIME : 1:40.090		BEST LAP TIME : 1:40.090				DIFFERENCE : 0.000						
LAP	SECTOR 1	SECTOR 2		SECTOR 3		SECTOR 4		LAP TIME	MPH	DIFF	TIME OF DAY	
1 -	OUTLAP	86.7	19.342	105.5	31.123	71.5	25.107	121.3	1:51.703	78.42	11.613	16:27:14.953
2 -	32.349	99.1	18.105	114.3	34.943	57.3	IN PIT		4:12.724	P 34.66	2:32.634	16:31:27.677
3 -	OUTLAP	99.5	18.238	125.9	28.373	77.4	24.691	121.7	1:44.586	83.75	4.496	16:33:12.263
4 -	31.519	103.4	17.676	129.0	27.503	77.3	24.134	<b>122.4</b>	1:40.832	(2) 86.87	0.742	16:34:53.095
5 -	<b>31.094</b>	<b>103.5</b>	<b>17.627</b>	<b>130.3</b>	<b>27.243</b>	81.0	<b>24.126</b>	121.5	<b>1:40.090</b>	(1) <b>87.51</b>		<b>16:36:33.185</b>
6 -	35.513	67.5					IN PIT		4:35.924	P 31.74	2:55.834	16:41:09.109
7 -	OUTLAP	99.1	17.996	126.1	27.648	<b>82.1</b>	24.175	119.6	1:51.010	78.91	10.920	16:43:00.119

P18 171 CUP		POTTINGER / DODDS				LCR Yamaha - GB Precision / Opal Lazer						
IDEAL LAP TIME :		BEST LAP TIME : 1:41.200				DIFFERENCE :						
LAP	SECTOR 1	SECTOR 2		SECTOR 3		SECTOR 4		LAP TIME	MPH	DIFF	TIME OF DAY	
1 -									6:38.818	21.96	4:57.618	16:33:59.670
2 -									1:45.479	83.04	4.279	16:35:45.149
3 -									1:45.171	83.29	3.971	16:37:30.320
4 -									1:41.967	(3) 85.90	0.767	16:39:12.287
5 -									1:43.004	85.04	1.804	16:40:55.291
6 -									1:42.014	85.86	0.814	16:42:37.305
7 -									1:41.568	(2) 86.24	0.368	16:44:18.873
8 -									1:44.120	84.13	2.920	16:46:02.993
9 -									<b>1:41.200</b>	(1) <b>86.55</b>		<b>16:47:44.193</b>
10 -									1:42.296	85.63	1.096	16:49:26.489

P19 65 WC		FAIRES / FOX				Ryde Triumph - AW Racing						
IDEAL LAP TIME : 1:41.768		BEST LAP TIME : 1:41.813				DIFFERENCE : 0.045						
LAP	SECTOR 1	SECTOR 2		SECTOR 3		SECTOR 4		LAP TIME	MPH	DIFF	TIME OF DAY	
1 -	OUTLAP	92.8	19.126	120.4	28.922	80.7	25.214	117.7	1:47.412	81.55	5.599	16:26:53.971
2 -	32.801	97.3	19.074	118.7	29.140	85.8	IN PIT		4:38.999	P 31.39	2:57.186	16:31:32.970
3 -	OUTLAP	97.5	19.092	119.6	28.644	78.3	25.169	<b>120.0</b>	1:45.641	82.92	3.828	16:33:18.611
4 -	32.319	95.8	18.661	121.5	27.923	83.1	24.684	119.1	1:43.587	84.56	1.774	16:35:02.198
5 -	32.322	<b>99.2</b>	18.772	121.3	27.792	83.6	24.708	119.6	1:43.594	84.55	1.781	16:36:45.792
6 -	32.577	93.4	19.218	119.6	28.203	83.3	24.853	118.1	1:44.851	83.54	3.038	16:38:30.643
7 -	32.679	88.3	18.680	121.7	27.801	87.3	24.545	118.7	1:43.705	84.46	1.892	16:40:14.348
8 -	32.240	96.4	18.658	119.8	27.796	85.5	24.720	117.3	1:43.414	(3) 84.70	1.601	16:41:57.762
9 -	32.238	96.9	18.883	118.5	27.575	86.0	24.324	118.1	1:43.020	(2) 85.03	1.207	16:43:40.782
10 -	31.882	99.1	<b>18.540</b>	<b>124.2</b>	<b>27.200</b>	86.5	<b>24.191</b>	118.9	<b>1:41.813</b>	(1) <b>86.03</b>		<b>16:45:22.595</b>

P20 8 CUP		M.BELL / COLBROOK				LCR Yamaha - Bell Marin Racing/HFF						
IDEAL LAP TIME : 1:43.085		BEST LAP TIME : 1:43.705				DIFFERENCE : 0.620						
LAP	SECTOR 1	SECTOR 2		SECTOR 3		SECTOR 4		LAP TIME	MPH	DIFF	TIME OF DAY	
1 -	OUTLAP	93.8	19.594	105.5	30.732	73.2	25.373	<b>119.6</b>	1:51.087	78.85	7.382	16:27:15.469
2 -	33.344	100.4	18.975	124.7	35.385	44.8	IN PIT		6:30.667	P 22.42	4:46.962	16:33:46.136
3 -	OUTLAP	<b>100.7</b>	18.839	125.6	28.712	<b>81.2</b>	24.810	117.9	1:46.662	82.12	2.957	16:35:32.798
4 -	32.955	96.1	19.041	<b>128.3</b>	<b>27.426</b>	80.3	<b>24.477</b>	118.7	1:43.899	(2) 84.31	0.194	16:37:16.697
5 -	<b>32.482</b>	99.1	<b>18.700</b>	126.8	<b>27.426</b>	80.8	25.097	105.5	<b>1:43.705</b>	(1) <b>84.46</b>		<b>16:39:00.402</b>

P21 165 WC		STAFFORD / HOPE				Ryde Yamaha - AW Racing						
IDEAL LAP TIME : 1:43.337		BEST LAP TIME : 1:44.076				DIFFERENCE : 0.739						
LAP	SECTOR 1	SECTOR 2		SECTOR 3		SECTOR 4		LAP TIME	MPH	DIFF	TIME OF DAY	
1 -	OUTLAP	92.8	19.772	117.3	29.398	84.7	26.310	111.6	1:51.349	78.67	7.273	16:26:59.074
2 -	33.272	96.9	19.192	118.9	28.277	74.7	IN PIT		5:03.372	P 28.87	3:19.296	16:32:02.446
3 -	OUTLAP	88.3	19.818	117.5	28.836	78.3	25.569	113.9	1:50.587	79.21	6.511	16:33:53.033
4 -	33.740	91.0	19.304	119.4	28.297	81.5	25.233	<b>114.9</b>	1:46.574	(3) 82.19	2.498	16:35:39.607
5 -	32.989	95.4	18.981	120.4	27.914	81.3	<b>24.943</b>	114.5	1:44.827	(2) 83.56	0.751	16:37:24.434
6 -	<b>32.581</b>	95.7	<b>18.633</b>	<b>121.7</b>	28.318	<b>88.5</b>	IN PIT		7:20.313	P 19.89	5:36.237	16:44:44.747
7 -	OUTLAP	93.4	19.071	119.8	27.799	81.9	25.017	114.5	1:48.326	80.86	4.250	16:46:33.073
8 -	32.838	<b>97.1</b>	18.875	121.1	<b>27.180</b>	84.6	25.183	113.3	<b>1:44.076</b>	(1) <b>84.16</b>		<b>16:48:17.149</b>

# MCRCB BULLETIN TK086

## 2024 Bennetts British Superbike Championship - Round 11

## 2024 OPAL British Sidecar Championship

### QUALIFYING - SECTOR ANALYSIS



SECTOR 1 = FL to I1, SECTOR 2 = I1 to I2 SECTOR 3 = I2 to I3, SECTOR 4 = I3 to FL, DIFF = Difference To Personal Best Lap, P = Crossed Finish Line in Pit Lane, D = Time Disallowed

P22		76 F2		PEARSON / RESTALL				LCR Yamaha - Direct Commercials/ABS Racing					
IDEAL LAP TIME : 1:45.308		BEST LAP TIME : 1:45.308				DIFFERENCE : 0.000							
LAP	SECTOR 1	SECTOR 2		SECTOR 3		SECTOR 4		LAP TIME	MPH	DIFF	TIME OF DAY		
1 -	OUTLAP	79.7	20.269	105.1	32.614	63.7	26.219	117.3	1:58.078	74.18	12.770	16:27:09.653	
2 -	36.255	92.5	19.102	112.5	37.165	50.6	IN PIT		4:55.487 P	29.64	3:10.179	16:32:05.140	
3 -	OUTLAP	90.5	19.254	110.9	30.056	69.5	25.883	117.3	1:51.115	78.83	5.807	16:33:56.255	
4 -	34.527	92.1	18.946	116.3	29.746	73.3	25.292	<b>117.9</b>	1:48.511 (3)	80.72	3.203	16:35:44.766	
5 -	34.190	91.9	19.191	115.5	29.208	77.2	25.444	<b>117.9</b>	1:48.033 (2)	81.08	2.725	16:37:32.799	
6 -	34.113	88.6	20.282	102.9	32.188	63.3	IN PIT		6:43.561 P	21.70	4:58.253	16:44:16.360	
7 -	OUTLAP	85.4	19.879	104.5	30.376	73.4	25.695	116.7	1:54.942	76.21	9.634	16:46:11.302	
8 -	<b>33.717</b>	<b>98.3</b>	<b>18.472</b>	<b>124.0</b>	<b>28.235</b>	<b>77.8</b>	<b>24.884</b>	115.9	<b>1:45.308 (1)</b>	<b>83.18</b>		<b>16:47:56.610</b>	

P23		38 CUP		MOSS / HOPE				LCR Yamaha - LifeSafety Motorsport - CMR					
IDEAL LAP TIME : 1:45.456		BEST LAP TIME : 1:45.569				DIFFERENCE : 0.113							
LAP	SECTOR 1	SECTOR 2		SECTOR 3		SECTOR 4		LAP TIME	MPH	DIFF	TIME OF DAY		
1 -	OUTLAP	87.4	21.116	105.1	32.582	66.1	26.565	110.9	1:57.909	74.29	12.340	16:27:17.997	
2 -	33.371	<b>93.4</b>	19.824	<b>119.8</b>	37.167	56.4	IN PIT		4:20.536 P	33.62	2:34.967	16:31:38.533	
3 -	OUTLAP	93.2	19.895	118.5	28.339	80.6	25.583	112.0	1:47.690	81.34	2.121	16:33:26.223	
4 -	33.169	93.3	19.879	117.9	27.778	81.6	25.393	112.5	1:46.219 (3)	82.46	0.650	16:35:12.442	
5 -	33.033	93.3	19.915	117.5	<b>27.603</b>	<b>83.6</b>	25.361	<b>112.9</b>	1:45.912 (2)	82.70	0.343	16:36:58.354	
6 -	<b>32.774</b>	91.3	<b>19.763</b>	118.9	27.716	81.1	<b>25.316</b>	112.4	<b>1:45.569 (1)</b>	<b>82.97</b>		<b>16:38:43.923</b>	

P24		11 WC		GILBERT / ROBERTS				Ryde Yamaha - West Ewell Fencing					
IDEAL LAP TIME : 1:48.825		BEST LAP TIME :				DIFFERENCE :							
LAP	SECTOR 1	SECTOR 2		SECTOR 3		SECTOR 4		LAP TIME	MPH	DIFF	TIME OF DAY		
1 -	OUTLAP	94.6	<b>19.135</b>	<b>124.0</b>	<b>28.943</b>	<b>66.7</b>	<b>27.603</b>	<b>114.9</b>	1:50.441	79.31		16:27:20.511	

# MCRCB BULLETIN TK087

## 2024 Bennetts British Superbike Championship - Round 11

### 2024 OPAL British Sidecar Championship

#### QUALIFYING - BEST SECTORS

SECTOR 1				SECTOR 2				SECTOR 3				SECTOR 4				IDEAL / BEST COMPARISON			
POS	NO	NAME	TIME	NO	NAME	TIME	NO	NAME	TIME	NO	NAME	TIME	POS	NO	NAME	IDEAL	BEST	DIFF	
															<b>PERFECT LAP</b>	<b>1:31.971</b>			
1	45	PAYNE /	28.878	34	S.CHRIS	16.706	91	WILLIAM	24.028	34	S.CHRIS	22.359	1	45	PAYNE / ROUSSEAU	1:32.399	1:32.596	0.197	
2	91	WILLIAM	29.272	45	PAYNE /	16.760	45	PAYNE /	24.385	45	PAYNE /	22.376	2	91	WILLIAMS / KOLSCH	1:33.020	1:33.220	0.200	
3	77	REEVES	29.464	77	REEVES	16.898	77	REEVES	24.709	91	WILLIAM	22.489	3	34	S.CHRISTIE / T.CHRISTIE	1:33.643	1:33.747	0.104	
4	34	S.CHRIS	29.509	84	LIDLLOW	17.054	84	LIDLLOW	24.714	84	LIDLLOW	22.557	4	77	REEVES / WILKES	1:33.767	1:34.254	0.487	
5	84	LIDLLOW	29.623	93	G.HOLDE	17.074	95	BLACKST	24.762	93	G.HOLDE	22.683	5	84	LIDLLOW / LIDLLOW	1:33.948	1:34.266	0.318	
6	95	BLACKST	30.018	2	J.HOLDE	17.220	34	S.CHRIS	25.069	77	REEVES	22.696	6	95	BLACKSTOCK / ROSNEY	1:34.856	1:35.049	0.193	
7	93	G.HOLDE	30.043	91	WILLIAM	17.231	93	G.HOLDE	25.097	95	BLACKST	22.843	7	93	G.HOLDEN / LAWRENCE	1:34.897	1:35.301	0.404	
8	4	PEACH /	30.249	95	BLACKST	17.233	2	J.HOLDE	25.099	2	J.HOLDE	22.952	8	2	J.HOLDEN / SHARPE	1:35.630	1:36.040	0.410	
9	2	J.HOLDE	30.359	27	KIRBY /	17.415	4	PEACH /	25.341	111	CABLE /	23.141	9	4	PEACH / EDWARDS	1:36.611	1:36.750	0.139	
10	3	R.CROWE	30.465	111	CABLE /	17.505	18	P.BELL	25.374	5	BIGGS /	23.180	10	18	P.BELL / HYDE	1:36.940	1:37.396	0.456	
11	18	P.BELL	30.521	3	R.CROWE	17.572	5	BIGGS /	25.785	18	P.BELL	23.370	11	3	R.CROWE / C.CROWE	1:37.236	1:37.589	0.353	
12	111	CABLE /	30.614	7	GRAY /	17.617	3	R.CROWE	25.814	4	PEACH /	23.375	12	111	CABLE / RICHARDSON	1:37.251	1:37.728	0.477	
13	27	KIRBY /	30.686	26	ATKINSO	17.627	27	KIRBY /	25.855	3	R.CROWE	23.385	13	5	BIGGS / SEGERS	1:37.605	1:37.721	0.116	
14	5	BIGGS /	30.896	4	PEACH /	17.646	111	CABLE /	25.991	27	KIRBY /	23.665	14	27	KIRBY / KIRBY	1:37.621	1:37.940	0.319	
15	17	CLARKE	31.017	18	P.BELL	17.675	17	CLARKE	26.198	17	CLARKE	23.691	15	17	CLARKE / ENSOR	1:38.932	1:39.040	0.108	
16	26	ATKINSO	31.094	5	BIGGS /	17.744	7	GRAY /	26.339	7	GRAY /	23.700	16	7	GRAY / MULDOON	1:39.122	1:39.272	0.150	
17	7	GRAY /	31.466	17	CLARKE	18.026	165	STAFFOR	27.180	26	ATKINSO	24.126	17	26	ATKINSON / MIDDLETON	1:40.090	1:40.090	0.000	
18	65	FAIRES	31.837	76	PEARSON	18.472	65	FAIRES	27.200	65	FAIRES	24.191	18	65	FAIRES / FOX	1:41.768	1:41.813	0.045	
19	8	M.BELL	32.482	65	FAIRES	18.540	26	ATKINSO	27.243	8	M.BELL	24.477	19	8	M.BELL / COLBROOK	1:43.085	1:43.705	0.620	
20	165	STAFFOR	32.581	165	STAFFOR	18.633	8	M.BELL	27.426	76	PEARSON	24.884	20	165	STAFFORD / HOPE	1:43.337	1:44.076	0.739	
21	38	MOSS /	32.774	8	M.BELL	18.700	38	MOSS /	27.603	165	STAFFOR	24.943	21	76	PEARSON / RESTALL	1:45.308	1:45.308	0.000	
22	11	GILBERT	33.144	11	GILBERT	19.135	76	PEARSON	28.235	38	MOSS /	25.316	22	38	MOSS / HOPE	1:45.456	1:45.569	0.113	
23	76	PEARSON	33.717	38	MOSS /	19.763	11	GILBERT	28.943	11	GILBERT	27.603	23	11	GILBERT / ROBERTS	1:48.825			
24													24	171	POTTINGER / DODDS		1:41.200		

**MCRCB BULLETIN TK088****2024 Bennetts British Superbike Championship - Round 11****2024 OPAL British Sidecar Championship****QUALIFYING - BEST SPEEDS**

POS	INTERMEDIATE 1			INTERMEDIATE 2			INTERMEDIATE 3			FINISH LINE		
	NO	NAME	MPH	NO	NAME	MPH	NO	NAME	MPH	NO	NAME	MPH
1	34	S.CHRISTIE / T.CHRISTIE	110.1	34	S.CHRISTIE / T.CHRISTIE	138.0	34	S.CHRISTIE / T.CHRISTIE	99.8	93	G.HOLDEN / LAWRENCE	128.3
2	45	PAYNE / ROUSSEAU	109.4	45	PAYNE / ROUSSEAU	137.2	45	PAYNE / ROUSSEAU	99.7	45	PAYNE / ROUSSEAU	127.8
3	77	REEVES / WILKES	108.4	3	R.CROWE / C.CROWE	136.9	77	REEVES / WILKES	98.3	2	J.HOLDEN / SHARPE	127.0
4	3	R.CROWE / C.CROWE	108.4	77	REEVES / WILKES	136.6	95	BLACKSTOCK / ROSNEY	97.9	111	CABLE / RICHARDSON	125.9
5	91	WILLIAMS / KOLSCH	107.8	91	WILLIAMS / KOLSCH	135.8	91	WILLIAMS / KOLSCH	97.3	77	REEVES / WILKES	125.2
6	84	LAIDLLOW / LAIDLLOW	107.5	93	G.HOLDEN / LAWRENCE	135.5	18	P.BELL / HYDE	94.5	84	LAIDLLOW / LAIDLLOW	124.9
7	2	J.HOLDEN / SHARPE	107.0	95	BLACKSTOCK / ROSNEY	135.0	84	LAIDLLOW / LAIDLLOW	93.3	95	BLACKSTOCK / ROSNEY	124.9
8	93	G.HOLDEN / LAWRENCE	106.6	2	J.HOLDEN / SHARPE	135.0	2	J.HOLDEN / SHARPE	92.6	17	CLARKE / ENSOR	124.7
9	5	BIGGS / SEGERS	106.5	84	LAIDLLOW / LAIDLLOW	133.9	5	BIGGS / SEGERS	92.3	3	R.CROWE / C.CROWE	124.2
10	95	BLACKSTOCK / ROSNEY	106.0	5	BIGGS / SEGERS	133.9	111	CABLE / RICHARDSON	92.0	27	KIRBY / KIRBY	123.8
11	4	PEACH / EDWARDS	104.8	111	CABLE / RICHARDSON	133.4	3	R.CROWE / C.CROWE	91.4	18	P.BELL / HYDE	123.5
12	27	KIRBY / KIRBY	104.5	18	P.BELL / HYDE	133.1	93	G.HOLDEN / LAWRENCE	90.8	5	BIGGS / SEGERS	123.1
13	18	P.BELL / HYDE	104.2	27	KIRBY / KIRBY	133.1	27	KIRBY / KIRBY	90.4	91	WILLIAMS / KOLSCH	122.6
14	7	GRAY / MULDOON	103.7	7	GRAY / MULDOON	132.3	65	FAIRES / FOX	89.7	26	ATKINSON / MIDDLETON	122.4
15	111	CABLE / RICHARDSON	103.5	17	CLARKE / ENSOR	131.8	17	CLARKE / ENSOR	89.3	4	PEACH / EDWARDS	121.5
16	26	ATKINSON / MIDDLETON	103.5	26	ATKINSON / MIDDLETON	130.3	4	PEACH / EDWARDS	89.2	65	FAIRES / FOX	120.0
17	17	CLARKE / ENSOR	103.4	4	PEACH / EDWARDS	129.3	165	STAFFORD / HOPE	88.5	8	M.BELL / COLBROOK	119.6
18	8	M.BELL / COLBROOK	100.7	8	M.BELL / COLBROOK	128.3	7	GRAY / MULDOON	87.8	76	PEARSON / RESTALL	117.9
19	65	FAIRES / FOX	99.2	65	FAIRES / FOX	124.2	38	MOSS / HOPE	83.6	165	STAFFORD / HOPE	114.9
20	76	PEARSON / RESTALL	98.3	76	PEARSON / RESTALL	124.0	26	ATKINSON / MIDDLETON	82.1	11	GILBERT / ROBERTS	114.9
21	165	STAFFORD / HOPE	97.1	11	GILBERT / ROBERTS	124.0	8	M.BELL / COLBROOK	81.2	38	MOSS / HOPE	112.9
22	11	GILBERT / ROBERTS	95.1	165	STAFFORD / HOPE	121.7	76	PEARSON / RESTALL	77.8			
23	38	MOSS / HOPE	93.4	38	MOSS / HOPE	119.8	11	GILBERT / ROBERTS	66.7			
24												

# MCRCB BULLETIN TK089

## 2024 Bennetts British Superbike Championship - Round 11

### 2024 OPAL British Sidecar Championship

#### QUALIFYING - STATISTICS

**Competitors Started** 24  
**Planned Start** 2024-10-11 @ 16:25:00.000  
**Actual Start** 2024-10-11 @ 16:25:02.098  
**Finish Time** 2024-10-11 @ 16:47:46.461  
**Track Length** 2.4332mi.  
**Total Laps** 217  
**Total Distance Covered** 528.0238mi.

#### Session Fastest Lap History

NO	CL	NAME	LAP TIME	TIME OF DAY	LAP	VEHICLE
171	CUP	POTTINGER / DODDS	<b>6:38.818</b>	16:33:59.670	1	LCR Yamaha
77	GP	REEVES / WILKES	<b>1:34.945</b>	16:34:17.992	4	Adolf RS Yamaha
34	GP	S.CHRISTIE / T.CHRISTIE	<b>1:34.222</b>	16:34:19.922	4	LCR Yamaha
34	GP	S.CHRISTIE / T.CHRISTIE	<b>1:33.747</b>	16:35:53.669	5	LCR Yamaha
45	WC	PAYNE / ROUSSEAU	<b>1:33.667</b>	16:38:43.482	6	Adolf RS Yamaha
45	WC	PAYNE / ROUSSEAU	<b>1:32.596</b>	16:40:16.078	7	Adolf RS Yamaha

#### Flag History

TYPE	TIME OF DAY
GREEN	16:25:02.098
RED	16:28:16.155
GREEN	16:31:00.518
FINISH	16:47:46.461

#### Flag Statistics

TYPE	COUNT	TOTAL LAPS	TOTAL TIME
Green	2	12	23:40.523
Red	1	0	2:44.362
Safety Car	0	0	0.000
FCY	0	0	0.000

# MCRCB BULLETIN TK089

## 2024 Bennetts British Superbike Championship - Round 11

### 2024 OPAL British Sidecar Championship

#### QUALIFYING - STATISTICS

CLASS : CUP

10 Starters

#### Fastest Lap History

NO	NAME	LAP TIME	TIME OF DAY	LAP	VEHICLE
171	POTTINGER / DODDS	<b>6:38.818</b>	16:33:59.670	1	LCR Yamaha
27	KIRBY / KIRBY	<b>1:39.070</b>	16:34:27.809	4	Adolf RS Yamaha
18	P.BELL / HYDE	<b>1:38.773</b>	16:34:28.517	4	LCR Yamaha
4	PEACH / EDWARDS	<b>1:37.393</b>	16:34:31.986	4	LCR Yamaha
4	PEACH / EDWARDS	<b>1:36.750</b>	16:36:08.736	5	LCR Yamaha
84	LAIDLAW / LAIDLAW	<b>1:34.702</b>	16:36:09.308	4	LCR Yamaha
84	LAIDLAW / LAIDLAW	<b>1:34.396</b>	16:39:19.822	6	LCR Yamaha
84	LAIDLAW / LAIDLAW	<b>1:34.266</b>	16:42:29.291	8	LCR Yamaha



# MCRCB BULLETIN TK089

## 2024 Bennetts British Superbike Championship - Round 11

### 2024 OPAL British Sidecar Championship

#### QUALIFYING - STATISTICS

CLASS : F2

1 Starters

##### Fastest Lap History

NO	NAME	LAP TIME	TIME OF DAY	LAP	VEHICLE
76	PEARSON / RESTALL	1:48.511	16:35:44.766	4	LCR Yamaha
76	PEARSON / RESTALL	1:48.033	16:37:32.799	5	LCR Yamaha
76	PEARSON / RESTALL	1:45.308	16:47:56.610	8	LCR Yamaha

# MCRCB BULLETIN TK089

## 2024 Bennetts British Superbike Championship - Round 11

### 2024 OPAL British Sidecar Championship

#### QUALIFYING - STATISTICS

CLASS : GP

9 Starters

#### Fastest Lap History

NO	NAME	LAP TIME	TIME OF DAY	LAP	VEHICLE
77	REEVES / WILKES	<b>1:34.945</b>	16:34:17.992	4	Adolf RS Yamaha
34	S.CHRISTIE / T.CHRISTIE	<b>1:34.222</b>	16:34:19.922	4	LCR Yamaha
34	S.CHRISTIE / T.CHRISTIE	<b>1:33.747</b>	16:35:53.669	5	LCR Yamaha
91	WILLIAMS / KOLSCH	<b>1:33.220</b>	16:44:42.665	10	LCR Yamaha

# MCRCB BULLETIN TK089

## 2024 Bennetts British Superbike Championship - Round 11

### 2024 OPAL British Sidecar Championship

#### QUALIFYING - STATISTICS

CLASS : WC

4 Starters

##### Fastest Lap History

NO	NAME	LAP TIME	TIME OF DAY	LAP	VEHICLE
65	FAIRES / FOX	1:43.587	16:35:02.198	4	Ryde Triumph
45	PAYNE / ROUSSEAU	1:35.809	16:35:36.021	4	Adolf RS Yamaha
45	PAYNE / ROUSSEAU	1:33.794	16:37:09.815	5	Adolf RS Yamaha
45	PAYNE / ROUSSEAU	1:33.667	16:38:43.482	6	Adolf RS Yamaha
45	PAYNE / ROUSSEAU	1:32.596	16:40:16.078	7	Adolf RS Yamaha

# MCRCB BULLETIN TK090

## 2024 Bennetts British Superbike Championship - Round 11

## 2024 OPAL British Sidecar Championship

### QUALIFYING - SESSION NOTES

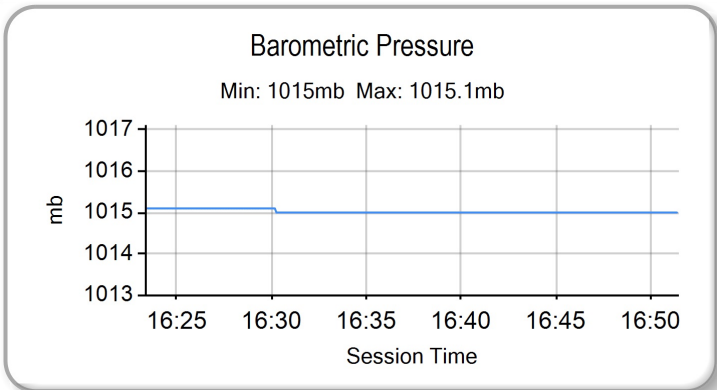
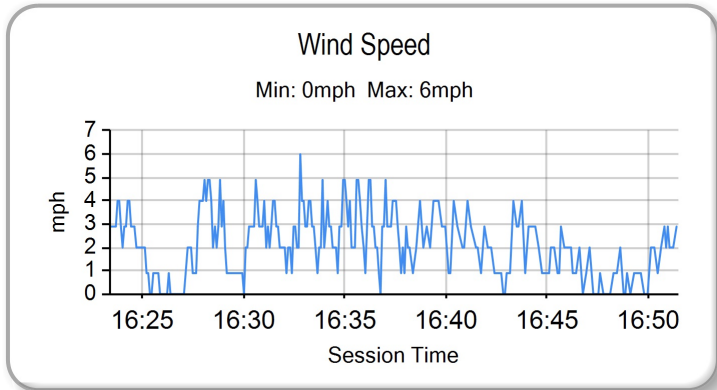
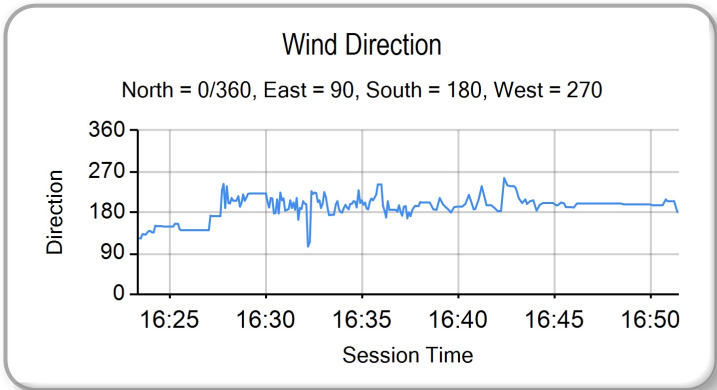
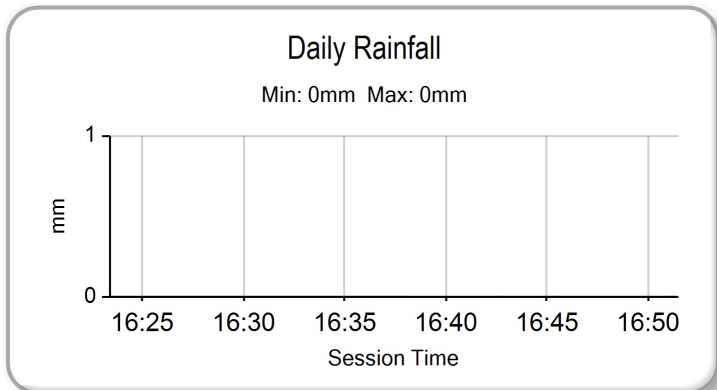
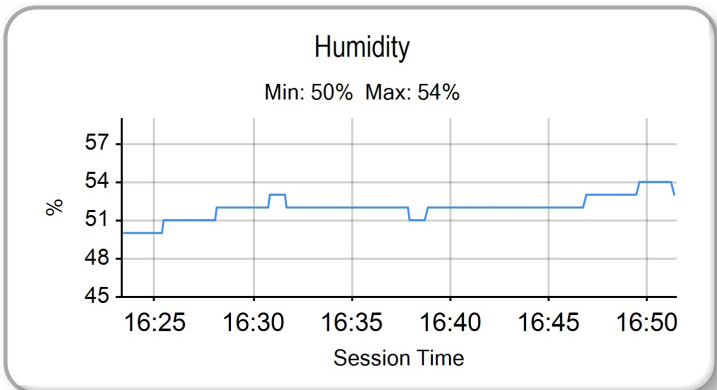
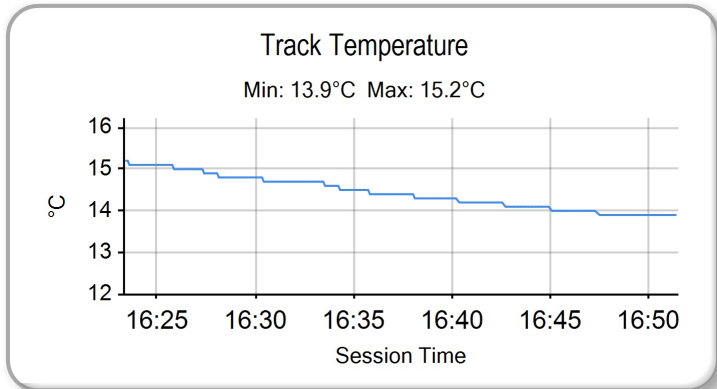
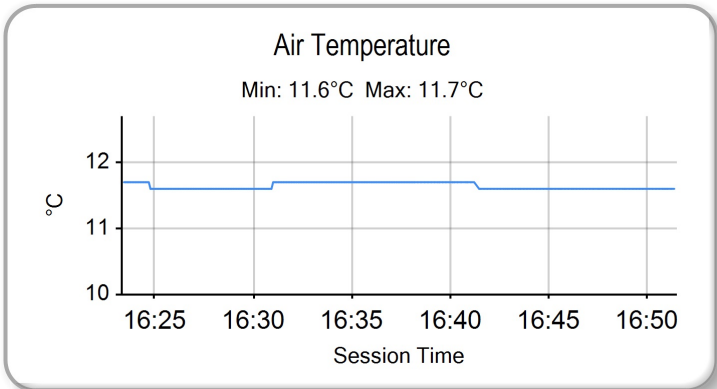
TIME	MESSAGE
16:29:40	NO.11 STOPPED TECHNICAL PROBLEM - SURTEES
16:32:44	#171 - NO WORKING TRANSPONDER
16:35:29	NO. 93 TOOK SHORT CUT AT T4 TO PIT LANE - 40S PENALTY AT PIT IN
16:37:09	NO. 5 TOOK SHORT CUT AT T4 TO PIT LANE - 40S PENALTY AT PIT IN
16:37:22	NO. TOOK SHORT CUT AT T4 TO PIT LANE - 40S PENALTY AT PIT IN
16:37:24	NO. 26 TOOK SHORT CUT AT T4 TO PIT LANE - 40S PENALTY AT PIT IN
16:40:25	NO.8 STOPPED TECHNICAL PROBLEM - DRUIDS
16:43:54	NO. 26 TOOK SHORT CUT AT T4 TO PIT LANE - 40S PENALTY AT PIT IN
16:44:17	NO. 95 TOOK SHORT CUT AT T4 TO PIT LANE - 40S PENALTY AT PIT IN
16:45:12	NO. 5 TOOK SHORT CUT AT T4 TO PIT LANE - 40S PENALTY AT PIT IN

# MCRCB BULLETIN TK091

## 2024 Bennetts British Superbike Championship - Round 11

## 2024 OPAL British Sidecar Championship

### QUALIFYING - WEATHER CONDITIONS



ROW 11	33	1:45.569	38	MOSS / HOPE	32		31	1:45.308	76	PEARSON / RESTALL
ROW 10	30	1:44.076	165	STAFFORD / HOPE	29		28	1:41.813	65	FAIRES / FOX
ROW 9	27	1:41.200	171	POTTINGER / DODDS	26		25	1:40.090	26	ATKINSON / MIDDLETON
ROW 8	24	1:39.272	7	GRAY / MULDOON	23		22	1:39.040	17	CLARKE / ENSOR
ROW 7	21	1:37.940	27	KIRBY / KIRBY	20		19	1:37.728	111	CABLE / RICHARDSON
ROW 6	18	1:37.721	5	BIGGS / SEGERS	17		16	1:37.589	3	R.CROWE / C.CROWE
ROW 5	15	1:37.396	18	P.BELL / HYDE	14		13	1:36.750	4	PEACH / EDWARDS
ROW 4	12	1:36.040	2	J.HOLDEN / SHARPE	11		10	1:35.301	93	G.HOLDEN / LAWRENCE
ROW 3	9	1:35.049	95	BLACKSTOCK / ROSNEY	8		7	1:34.266	84	LAIDLAW / LAIDLAW
ROW 2	6	1:34.254	77	REEVES / WILKES	5		4	1:33.747	34	S.CHRISTIE / T.CHRISTIE
ROW 1	3	1:33.220	91	WILLIAMS / KOLSCH	2		1	1:32.596	45	PAYNE / ROUSSEAU

**Pole**

Comments:  
 #8 & #11 - Withdrawn

These results are provisional until the conclusion of any judicial and technical matters. Brands Hatch GP: 2.4332 miles

Race Director: Stuart Higgs <i>S. Higgs</i>	Stewards:	Timekeeper: Richard Evans <i>R. EVANS</i>	
--	-----------	--	--

Results can be found at [www.tsl-timing.com](http://www.tsl-timing.com) Printed - 13:17 Saturday, 12 October 2024

MCRCB BULLETIN TK242

2024 Bennetts British Superbike Championship - Round 11

2024 OPAL British Sidecar Championship

RACE 1 - CLASSIFICATION - AMENDED

Race Distance: 10 Laps / 24.33 miles



POS	NO	CL	PIC	NAME	ENTRY	LAPS	TIME	GAP	DIFF	MPH	BEST	ON	GRD	↑↓
1	77	GP	1	REEVES / WILKES	Adolf RS Yamaha - Carl Cox Motorsport / H&S Contractors	10	17:39.524			82.67	1:43.989	9	4	3
2	91	GP	2	WILLIAMS / KOLSCH	LCR Yamaha - NaTimber - AQ Logistics	10	17:39.634	0.110	0.110	82.66	1:44.503	9	2	0
3	95	GP	3	BLACKSTOCK / ROSNEY	LCR Yamaha - Dave Holden Racing	10	17:50.194	10.670	10.560	81.85	1:45.245	4	6	3
4	84	CUP	1	LAIDLAW / LAIDLAW	LCR Yamaha - Express Tyre Service / Pendragon Services	10	18:09.171	29.647	18.977	80.42	1:47.236	8	5	1
5	5	GP	4	BIGGS / SEGERS	LCR Yamaha - Express Tyre Service/Santander Salt	10	18:16.519	36.995	7.348	79.88	1:46.841	10	12	7
6	93	GP	5	G.HOLDEN / LAWRENCE	LCR Kawasaki - Holden Racing	10	18:20.708	41.184	4.189	79.58	1:47.897	8	7	1
7	4	CUP	2	PEACH / EDWARDS	LCR Yamaha - Life Safety Motorsport	10	18:21.262	41.738	0.554	79.54	1:46.927	8	9	2
8	34	GP	6	S.CHRISTIE / T.CHRISTIE	LCR Yamaha - Hannafin Contractors	10	18:22.657	43.133	1.395	79.44	1:48.332	6	3	-5
9	2	GP	7	J.HOLDEN / SHARPE	LCR Yamaha - John Holden Racing	10	18:23.138	43.614	0.481	79.40	1:47.557	7	8	-1
10	18	CUP	3	P.BELL / HYDE	LCR Yamaha - Marin Motorsports / HFF Civil Engineering	10	18:29.032	49.508	5.894	78.98	1:48.931	8	10	0
11	111	GP	8	CABLE / RICHARDSON	LCR Yamaha - L&W Racing	10	18:42.029	1:02.505	12.997	78.07	1:49.591	6	13	2
12	17	CUP	4	CLARKE / ENSOR	LCR Honda - Centurion Packaging / Finline Sealants / CYB	10	18:53.062	1:13.538	11.033	77.31	1:51.570	3	15	3
13	171	CUP	5	POTTINGER / DODDS	LCR Yamaha - GB Precision / Opal Lazer	10	19:27.381	1:47.857	34.319	75.03	1:53.183	10	18	5
14	65	WC	1	FAIRES / FOX	Ryde Triumph - AW Racing	10	19:29.161	1:49.637	1.780	74.92	1:53.942	10	19	5
15	26	CUP	6	ATKINSON / MIDDLETON	Adolf RS Yamaha - Mecsis/RAF Engineering	10	19:29.730	1:50.206	0.569	74.88	1:53.543	10	17	2
16	165	WC	2	STAFFORD / HOPE	Ryde Yamaha - AW Racing	10	19:30.516	1:50.992	0.786	74.83	1:53.562	10	20	4

NOT CLASSIFIED

DNF	38	CUP		MOSS / HOPE	LCR Yamaha - LifeSafety Motorsport - CMR	8	15:48.196	2 Laps	2 Laps	73.90	1:55.262	6	22	
DNF	45	WC		PAYNE / ROUSSEAU	Adolf RS Yamaha - Steinhausen Racing	1	1:56.567	9 Laps	7 Laps	75.14			1	
DNF	27	CUP		KIRBY / KIRBY	Adolf RS Yamaha - KRT Racing	0							14	
DQ	3	GP		R.CROWE / C.CROWE	LCR Honda - Kel Properties								11	
DQ	7	CUP		GRAY / MULDOON	BGR Yamaha - Brian Gray Powerbiking								16	
DQ	76	CUP		PEARSON / RESTALL	LCR Yamaha - Direct Commercials/ABS Racing								21	

FASTEST LAP

77	GP			REEVES / WILKES	Adolf RS Yamaha - Carl Cox Motorsport / H&S Contractors	9	1:43.989			84.23 mph			135.56 kph	
4	CUP			PEACH / EDWARDS	LCR Yamaha - Life Safety Motorsport	8	1:46.927			81.92 mph			131.84 kph	
165	WC			STAFFORD / HOPE	Ryde Yamaha - AW Racing	10	1:53.562			77.13 mph			124.14 kph	

Comments:

#3, 7 & 76 - Disqualified from results of race - Control Tyre Infringements

Weather / Track : Cloudy / Damp

These results are provisional until the conclusion of any judicial and technical matters.

Date: 12/10/2024 Start: 17:13 Finish: 17:31

Brands Hatch GP: 2.4332 miles

Race Director: Stuart Higgs <i>S. Higgs</i> <small>Digitally Approved at 08:55 Sunday, 13 October 2024</small>	Stewards:	Timekeeper: Richard Evans <i>R. EVANS</i> <small>Digitally Approved at 08:54 Sunday, 13 October 2024</small>	
--	-----------	--	--

Results can be found at [www.tsl-timing.com](http://www.tsl-timing.com)

Printed - 08:46 Sunday, 13 October 2024



# MCRCB BULLETIN TK229

## 2024 Bennetts British Superbike Championship - Round 11

## 2024 OPAL British Sidecar Championship

### RACE 1 - LAP CHART

#### LAP 1 @ 17:15:49.647

NO	BEHIND	LAP TIME
91		1:52.251
95	0.649	1:52.900
77	1.343	1:53.594
84	2.179	1:54.430
34	4.098	1:56.349
45	4.316	1:56.567
93	4.466	1:56.717
2	4.935	1:57.186
18	6.533	1:58.784
3	6.596	1:58.847
5	7.017	1:59.268
7	7.566	1:59.817
4	9.778	2:02.029
111	10.267	2:02.518
17	10.704	2:02.955
171	13.489	2:05.740
165	14.847	2:07.098
65	15.242	2:07.493
26	15.619	2:07.870
38	15.971	2:08.222
76	17.698	2:09.949

#### LAP 2 @ 17:17:36.495

NO	BEHIND	LAP TIME
91		1:46.848
77	0.449	1:45.954
95	1.413	1:47.612
84	4.141	1:48.810
34	7.839	1:50.589
93	7.949	1:50.331
2	8.249	1:50.162
3	10.028	1:50.280
5	10.463	1:50.294
18	12.145	1:52.460
7	12.541	1:51.823
4	13.835	1:50.905
111	17.215	1:53.796
17	17.545	1:53.689
171	25.661	1:59.020
65	25.925	1:57.531
165	26.836	1:58.837
26	27.875	1:59.104
38	28.131	1:59.008
76	30.135	1:59.285

#### LAP 3 @ 17:19:22.496

NO	BEHIND	LAP TIME
91		1:46.001
77	0.586	1:46.138
95	1.469	1:46.057
84	6.994	1:48.854
34	12.217	1:50.379
93	12.291	1:50.343
3	12.986	1:48.959
2	13.294	1:51.046
5	13.918	1:49.456
18	16.892	1:50.748
7	17.639	1:51.099
4	18.347	1:50.513
111	21.806	1:50.592
17	23.114	1:51.570
171	37.444	1:57.784

65	37.856	1:57.932
165	38.201	1:57.366
26	39.151	1:57.277
38	39.865	1:57.735
76	41.434	1:57.300

#### LAP 4 @ 17:21:07.658

NO	BEHIND	LAP TIME
91		1:45.162
77	0.751	1:45.327
95	1.552	1:45.245
84	11.113	1:49.281
34	16.861	1:49.806
93	17.043	1:49.914
3	17.128	1:49.304
2	17.650	1:49.518
5	18.119	1:49.363
18	22.022	1:50.292
4	23.976	1:50.791
7	24.221	1:51.744
111	27.101	1:50.457
17	29.887	1:51.935
171	49.460	1:57.178
65	50.416	1:57.722
165	51.581	1:58.542
26	51.751	1:57.762
38	52.068	1:57.365
76	53.508	1:57.236

#### LAP 5 @ 17:22:52.735

NO	BEHIND	LAP TIME
91		1:45.077
77	1.311	1:45.637
95	2.103	1:45.628
84	14.498	1:48.462
34	20.407	1:48.623
3	20.556	1:48.505
93	21.030	1:49.064
5	21.563	1:48.521
2	22.424	1:49.851
18	26.971	1:50.026
4	27.225	1:48.326
7	29.345	1:50.201
111	32.188	1:50.164
17	36.430	1:51.620
171	1:00.519	1:56.136
65	1:01.969	1:56.630
165	1:02.541	1:56.037
26	1:02.931	1:56.257
76	1:03.661	1:55.230
38	1:04.524	1:57.533

#### LAP 6 @ 17:24:37.590

NO	BEHIND	LAP TIME
91		1:44.855
77	1.204	1:44.748
95	3.352	1:46.104
84	17.427	1:47.784
34	23.884	1:48.332
3	23.957	1:48.256
93	25.117	1:48.942
5	25.739	1:49.031
2	26.780	1:49.211
4	30.512	1:48.142

18	32.434	1:50.318
7	34.633	1:50.143
111	36.924	1:49.591
17	43.801	1:52.226
171	1:11.076	1:55.412
65	1:11.991	1:54.877
26	1:12.887	1:54.811
165	1:13.306	1:55.620
76	1:14.764	1:55.958
38	1:14.931	1:55.262

#### LAP 7 @ 17:26:22.113

NO	BEHIND	LAP TIME
91		1:44.523
77	1.199	1:44.518
95	5.053	1:46.224
84	21.423	1:48.519
3	25.509	1:46.075
93	28.808	1:48.214
34	29.111	1:49.750
5	29.309	1:48.093
2	29.814	1:47.557
4	33.243	1:47.254
18	37.461	1:49.550
7	41.593	1:51.483
111	42.336	1:49.935
17	51.430	1:52.152
171	1:21.243	1:54.690
65	1:22.040	1:54.572
26	1:22.901	1:54.537
165	1:23.467	1:54.684
76	1:25.809	1:55.568
38	1:26.440	1:56.032

#### LAP 8 @ 17:28:06.924

NO	BEHIND	LAP TIME
91		1:44.811
77	0.711	1:44.323
95	5.888	1:45.646
84	23.848	1:47.236
3	26.391	1:45.693
93	31.894	1:47.897
5	32.096	1:47.598
34	33.976	1:49.676
2	34.256	1:49.253
4	35.359	1:46.927
18	41.581	1:48.931
7	47.380	1:50.598
111	48.045	1:50.520
17	58.235	1:51.616
171	1:31.267	1:54.835
65	1:31.439	1:54.210
26	1:31.805	1:53.715
165	1:32.802	1:54.146
76	1:37.026	1:56.028
38	1:38.668	1:57.039

#### LAP 9 @ 17:29:51.427

NO	BEHIND	LAP TIME
91		1:44.503
77	0.197	1:43.989
95	7.825	1:46.440
84	26.714	1:47.369
3	27.322	1:45.434

5	35.647	1:48.054
93	36.820	1:49.429
34	39.282	1:49.809
4	39.640	1:48.784
2	39.824	1:50.071
18	46.060	1:48.982
7	52.995	1:50.118
111	53.232	1:49.690
17	1:05.582	1:51.850
171	1:40.167	1:53.403
65	1:41.188	1:54.252
26	1:42.156	1:54.854
165	1:42.923	1:54.624

#### LAP 10 @ 17:31:36.920

NO	BEHIND	LAP TIME
77		1:45.296
91	0.110	1:45.603
76	1 Lap	1:55.164
95	10.670	1:48.338
3	28.156	1:46.327
84	29.647	1:48.426
5	36.995	1:46.841
93	41.184	1:49.857
4	41.738	1:47.591
34	43.133	1:49.344
2	43.614	1:49.283
18	49.508	1:48.941
7	58.373	1:50.871
111	1:02.505	1:54.766
17	1:13.538	1:53.449
171	1:47.857	1:53.183
65	1:49.637	1:53.942
26	1:50.206	1:53.543
165	1:50.992	1:53.562



**MCRCB BULLETIN TK230****2024 Bennetts British Superbike Championship - Round 11****2024 OPAL British Sidecar Championship****RACE 1 - POSITION CHART**

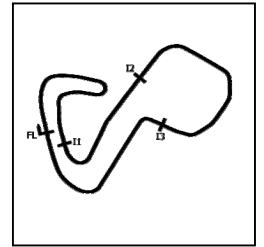
No	Name	Lap												
		Pos	1	2	3	4	5	6	7	8	9	10		
45	PAYNE / ROUSSEAU	1	91	91	91	91	91	91	91	91	91	91	91	77
91	WILLIAMS / KOLSCH	2	95	77	77	77	77	77	77	77	77	77	77	91
34	S.CHRISTIE / T.CHRIS	3	77	95	95	95	95	95	95	95	95	95	95	95
77	REEVES / WILKES	4	84	84	84	84	84	84	84	84	84	84	84	3
84	LAIDLAW / LAIDLAW	5	34	34	34	34	34	34	3	3	3	3	84	
95	BLACKSTOCK / ROSN	6	45	93	93	93	3	3	93	93	5	5		
93	G.HOLDEN / LAWREN	7	93	2	3	3	93	93	34	5	93	93		
2	J.HOLDEN / SHARPE	8	2	3	2	2	5	5	5	34	34	4		
4	PEACH / EDWARDS	9	18	5	5	5	2	2	2	2	4	34		
18	P.BELL / HYDE	10	3	18	18	18	18	4	4	4	2	2		
3	R.CROWE / C.CROWE	11	5	7	7	4	4	18	18	18	18	18		
5	BIGGS / SEGERS	12	7	4	4	7	7	7	7	7	7	7		
111	CABLE / RICHARDSON	13	4	111	111	111	111	111	111	111	111	111	111	
27	KIRBY / KIRBY	14	111	17	17	17	17	17	17	17	17	17	17	
17	CLARKE / ENSOR	15	17	171	171	171	171	171	171	171	171	171	171	
7	GRAY / MULDOON	16	171	65	65	65	65	65	65	65	65	65	65	
26	ATKINSON / MIDDLET	17	165	165	165	165	165	26	26	26	26	26	26	
171	POTTINGER / DODDS	18	65	26	26	26	26	165	165	165	165	165	165	
65	FAIRES / FOX	19	26	38	38	38	76	76	76	76	76			
165	STAFFORD / HOPE	20	38	76	76	76	38	38	38	38				
76	PEARSON / RESTALL	21	76											
38	MOSS / HOPE	22												

# MCRCB BULLETIN TK231

## 2024 Bennetts British Superbike Championship - Round 11

## 2024 OPAL British Sidecar Championship

### RACE 1 - SECTOR ANALYSIS



SECTOR 1 = FL to I1, SECTOR 2 = I1 to I2 SECTOR 3 = I2 to I3, SECTOR 4 = I3 to FL, DIFF = Difference To Personal Best Lap, P = Crossed Finish Line in Pit Lane, D = Time Disallowed

P1 77 GP REEVES / WILKES		Adolf RS Yamaha - Carl Cox Motorsport / H&S Contractors										
IDEAL LAP TIME : 1:43.855		BEST LAP TIME : 1:43.989					DIFFERENCE : 0.134					
LAP	SECTOR 1	SECTOR 2		SECTOR 3		SECTOR 4		LAP TIME	MPH	DIFF	TIME OF DAY	
1 -		95.7	19.558	130.3	28.186	84.3	25.539	119.6	1:53.594	77.11	9.605	17:15:50.990
2 -	33.640	98.9	19.359	130.3	27.636	87.2	25.319	119.4	1:45.954	82.67	1.965	17:17:36.944
3 -	33.720	98.1	19.255	130.0	27.492	86.8	25.671	118.7	1:46.138	82.53	2.149	17:19:23.082
4 -	33.337	99.1	19.231	129.8	27.339	86.2	25.420	118.9	1:45.327	83.16	1.338	17:21:08.409
5 -	33.212	98.9	19.285	129.5	27.617	88.3	25.523	118.7	1:45.637	82.92	1.648	17:22:54.046
6 -	33.037	98.5	19.166	129.3	27.185	89.0	25.360	118.9	1:44.748	83.62	0.759	17:24:38.794
7 -	<b>32.864</b>	<b>100.4</b>	19.179	130.3	27.164	89.2	25.311	118.5	1:44.518 (3)	83.81	0.529	17:26:23.312
8 -	32.930	99.1	19.045	129.8	27.111	90.4	25.237	119.6	1:44.323 (2)	83.96	0.334	17:28:07.635
9 -	32.998	99.2	<b>18.873</b>	<b>130.5</b>	<b>26.964</b>	89.9	<b>25.154</b>	<b>120.4</b>	<b>1:43.989 (1)</b>	<b>84.23</b>		<b>17:29:51.624</b>
10 -	33.341	93.2	19.338	130.0	27.061	<b>91.0</b>	25.556	116.3	1:45.296	83.19	1.307	17:31:36.920

P2 91 GP WILLIAMS / KOLSCH		LCR Yamaha - NaTimber - AQ Logistics										
IDEAL LAP TIME : 1:44.150		BEST LAP TIME : 1:44.503					DIFFERENCE : 0.353					
LAP	SECTOR 1	SECTOR 2		SECTOR 3		SECTOR 4		LAP TIME	MPH	DIFF	TIME OF DAY	
1 -		98.8	19.466	128.3	28.347	83.0	25.994	115.3	1:52.251	78.03	7.748	17:15:49.647
2 -	33.548	99.5	19.409	129.0	28.189	81.9	25.702		1:46.848	81.98	2.345	17:17:36.495
3 -	33.271	95.8	19.435	127.8	27.546	80.8	25.749	115.7	1:46.001	82.63	1.498	17:19:22.496
4 -	32.910	99.8	19.242	128.8	27.660	84.4	25.350		1:45.162	83.29	0.659	17:21:07.658
5 -	33.064	96.4	19.329	129.3	27.387	85.4	25.297	118.5	1:45.077	83.36	0.574	17:22:52.735
6 -	32.706	94.6	19.354	128.8	27.474	83.5	25.321		1:44.855	83.54	0.352	17:24:37.590
7 -	32.851	99.8	19.316	129.3	<b>27.242</b>	85.0	<b>25.114</b>		1:44.523 (2)	83.80	0.020	17:26:22.113
8 -	32.916	101.0	19.208	129.3	27.373	84.3	25.314		1:44.811 (3)	83.57	0.308	17:28:06.924
9 -	<b>32.591</b>	<b>101.3</b>	<b>19.203</b>	<b>130.0</b>	27.285	<b>86.3</b>	25.424	118.1	<b>1:44.503 (1)</b>	<b>83.82</b>		<b>17:29:51.427</b>
10 -	32.942	96.4	19.370	129.5	27.586	82.5	25.705	<b>119.8</b>	1:45.603	82.95	1.100	17:31:37.030

P3 95 GP BLACKSTOCK / ROSNEY		LCR Yamaha - Dave Holden Racing										
IDEAL LAP TIME : 1:45.048		BEST LAP TIME : 1:45.245					DIFFERENCE : 0.197					
LAP	SECTOR 1	SECTOR 2		SECTOR 3		SECTOR 4		LAP TIME	MPH	DIFF	TIME OF DAY	
1 -		97.6	19.753	130.0	27.867	83.6	25.633	117.7	1:52.900	77.58	7.655	17:15:50.296
2 -	33.659	93.7	19.377	130.5	28.170	82.0	26.406	118.7	1:47.612	81.40	2.367	17:17:37.908
3 -	33.492	98.5	19.126	130.3	27.739	<b>84.4</b>	25.700	118.7	1:46.057	82.59	0.812	17:19:23.965
4 -	33.323	98.6	<b>18.883</b>	<b>132.1</b>	27.744	83.6	<b>25.295</b>	118.3	<b>1:45.245 (1)</b>	<b>83.23</b>		<b>17:21:09.210</b>
5 -	33.453	<b>98.8</b>	19.013	<b>132.1</b>	27.710	82.3	25.452	<b>118.9</b>	1:45.628 (2)	82.93	0.383	17:22:54.838
6 -	33.469	84.3	19.380	129.3	27.747	80.7	25.508	118.7	1:46.104	82.55	0.859	17:24:40.942
7 -	33.676	95.4	19.276	131.3	27.830	83.2	25.442	117.5	1:46.224	82.46	0.979	17:26:27.166
8 -	<b>33.256</b>	97.9	19.174	131.3	<b>27.614</b>	83.8	25.602	117.7	1:45.646 (3)	82.91	0.401	17:28:12.812
9 -	33.484	97.1	19.253	130.8	28.041	82.0	25.662	118.3	1:46.440	82.29	1.195	17:29:59.252
10 -	34.021	95.4	19.467	127.8	28.848	79.7	26.002	116.1	1:48.338	80.85	3.093	17:31:47.590

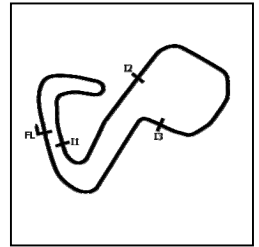
P4 3 GP R.CROWE / C.CROWE		LCR Honda - Kel Properties										
IDEAL LAP TIME : 1:45.150		BEST LAP TIME : 1:45.434					DIFFERENCE : 0.284					
LAP	SECTOR 1	SECTOR 2		SECTOR 3		SECTOR 4		LAP TIME	MPH	DIFF	TIME OF DAY	
1 -		85.4	19.687	118.9	30.044	74.6	26.729	117.3	1:58.847	73.70	13.413	17:15:56.243
2 -	34.939	88.4	19.784	123.5	29.412	76.5	26.145	120.0	1:50.280	79.43	4.846	17:17:46.523
3 -	34.835	89.4	19.499	128.8	28.968	76.8	25.657	120.4	1:48.959	80.39	3.525	17:19:35.482
4 -	34.585	80.0	19.431	124.7	29.455	74.4	25.833	118.7	1:49.304	80.14	3.870	17:21:24.786
5 -	34.219	81.0	19.549	128.0	28.761	80.0	25.976	118.9	1:48.505	80.73	3.071	17:23:13.291
6 -	34.602	74.8	19.887	129.3	28.219	79.8	25.548	<b>121.3</b>	1:48.256	80.91	2.822	17:25:01.547
7 -	33.414	94.5	19.140	131.8	28.100	79.8	25.421	119.4	1:46.075 (3)	82.58	0.641	17:26:47.622
8 -	<b>33.121</b>	99.1	19.122	127.3	28.032	80.0	25.418	119.8	1:45.693 (2)	82.88	0.259	17:28:33.315
9 -	33.228	<b>99.2</b>	<b>18.895</b>	<b>132.3</b>	27.990	<b>80.8</b>	25.321	120.0	<b>1:45.434 (1)</b>	<b>83.08</b>		<b>17:30:18.749</b>
10 -	33.852	93.0	19.341	129.8	<b>27.845</b>	80.0	<b>25.289</b>	119.1	1:46.327	82.38	0.893	17:32:05.076

# MCRCB BULLETIN TK231

## 2024 Bennetts British Superbike Championship - Round 11

## 2024 OPAL British Sidecar Championship

### RACE 1 - SECTOR ANALYSIS



SECTOR 1 = FL to I1, SECTOR 2 = I1 to I2 SECTOR 3 = I2 to I3, SECTOR 4 = I3 to FL, DIFF = Difference To Personal Best Lap, P = Crossed Finish Line in Pit Lane, D = Time Disallowed

P5 84 CUP LAIDLAW / LAIDLAW		LCR Yamaha - Express Tyre Service / Pendragon Services Inc.										
IDEAL LAP TIME : 1:46.832		BEST LAP TIME : 1:47.236				DIFFERENCE : 0.404						
LAP	SECTOR 1	SECTOR 2		SECTOR 3		SECTOR 4		LAP TIME	MPH	DIFF	TIME OF DAY	
1 -		94.5	20.000	126.3	28.522	80.9	26.511	<b>118.1</b>	1:54.430	76.55	7.194	17:15:51.826
2 -	34.522	92.3	19.847	<b>127.3</b>	28.672	77.3	25.769	<b>118.1</b>	1:48.810	80.50	1.574	17:17:40.636
3 -	34.200	<b>96.4</b>	20.098	126.3	28.800	78.9	25.756	117.9	1:48.854	80.47	1.618	17:19:29.490
4 -	35.297	86.8	19.828	126.3	28.772	79.7	<b>25.384</b>	117.9	1:49.281	80.15	2.045	17:21:18.771
5 -	34.454	87.0	19.723	125.6	28.703	78.3	25.582	117.9	1:48.462	80.76	1.226	17:23:07.233
6 -	34.238	91.1	19.617	126.3	28.298	79.2	25.631	117.7	1:47.784 <b>(3)</b>	81.27	0.548	17:24:55.017
7 -	34.253	90.3	19.952	126.1	28.478	80.8	25.836	117.1	1:48.519	80.72	1.283	17:26:43.536
<b>8 -</b>	<b>33.907</b>	93.4	19.789	125.6	<b>28.013</b>	<b>83.5</b>	25.527	<b>118.1</b>	<b>1:47.236 (1)</b>	<b>81.68</b>		<b>17:28:30.772</b>
9 -	34.053	92.4	<b>19.528</b>	126.1	28.290	80.8	25.498	<b>118.1</b>	1:47.369 <b>(2)</b>	81.58	0.133	17:30:18.141
10 -	34.158	89.4	19.752	122.0	28.704	80.8	25.812	108.9	1:48.426	80.79	1.190	17:32:06.567

P6 5 GP BIGGS / SEGERS		LCR Yamaha - Express Tyre Service/Santander Salt										
IDEAL LAP TIME : 1:46.186		BEST LAP TIME : 1:46.841				DIFFERENCE : 0.655						
LAP	SECTOR 1	SECTOR 2		SECTOR 3		SECTOR 4		LAP TIME	MPH	DIFF	TIME OF DAY	
1 -		86.1	20.385	121.5	29.672	78.7	26.658	117.7	1:59.268	73.44	12.427	17:15:56.664
2 -	35.113	92.8	19.962	124.0	29.136	78.1	26.083	118.1	1:50.294	79.42	3.453	17:17:46.958
3 -	34.642	95.4	20.010	127.0	28.617	75.4	26.187	117.9	1:49.456	80.03	2.615	17:19:36.414
4 -	33.937	89.7	20.018	123.8	29.529	78.8	25.879	<b>118.7</b>	1:49.363	80.09	2.522	17:21:25.777
5 -	34.083	86.0	20.509	126.1	28.316	78.8	25.613	<b>118.7</b>	1:48.521	80.72	1.680	17:23:14.298
6 -	34.280	80.7	20.145	122.4	28.886	<b>82.1</b>	25.720	118.1	1:49.031	80.34	2.190	17:25:03.329
7 -	33.500	94.7	20.211	127.0	28.117	80.2	26.265	117.1	1:48.093	81.03	1.252	17:26:51.422
8 -	34.166	<b>100.6</b>	<b>19.440</b>	<b>127.3</b>	28.204	79.8	25.788	118.5	1:47.598 <b>(2)</b>	81.41	0.757	17:28:39.020
9 -	33.898	96.0	20.067	124.7	28.559	81.3	<b>25.530</b>	117.1	1:48.054 <b>(3)</b>	81.06	1.213	17:30:27.074
<b>10 -</b>	<b>33.370</b>	96.0	20.012	125.2	<b>27.846</b>	81.9	25.613	111.4	<b>1:46.841 (1)</b>	<b>81.98</b>		<b>17:32:13.915</b>

P7 93 GP G.HOLDEN / LAWRENCE		LCR Kawasaki - Holden Racing										
IDEAL LAP TIME : 1:47.134		BEST LAP TIME : 1:47.897				DIFFERENCE : 0.763						
LAP	SECTOR 1	SECTOR 2		SECTOR 3		SECTOR 4		LAP TIME	MPH	DIFF	TIME OF DAY	
1 -		82.4	20.098	121.1	29.409	76.4	26.445	118.9	1:56.717	75.05	8.820	17:15:54.113
2 -	34.937	90.8	19.487	122.4	29.764	76.6	26.143	118.9	1:50.331	79.39	2.434	17:17:44.444
3 -	34.958	89.1	19.594	128.5	29.741	78.1	26.050	118.9	1:50.343	79.38	2.446	17:19:34.787
4 -	34.844	<b>93.0</b>	19.409	120.6	29.550	77.7	26.111	118.7	1:49.914	79.69	2.017	17:21:24.701
5 -	34.914	82.5	19.426	130.3	29.074	78.6	25.650	<b>122.0</b>	1:49.064	80.31	1.167	17:23:13.765
6 -	35.303	79.1	19.580	124.2	28.644	78.9	<b>25.415</b>	120.6	1:48.942 <b>(3)</b>	80.40	1.045	17:25:02.707
7 -	34.050	89.4	<b>19.355</b>	<b>130.8</b>	28.742	<b>79.7</b>	26.067	118.7	1:48.214 <b>(2)</b>	80.94	0.317	17:26:50.921
<b>8 -</b>	<b>33.871</b>	90.9	19.485	127.5	<b>28.493</b>	76.5	26.048	120.2	<b>1:47.897 (1)</b>	<b>81.18</b>		<b>17:28:38.818</b>
9 -	34.866	90.3	19.641	126.6	29.081	75.6	25.841	119.8	1:49.429	80.05	1.532	17:30:28.247
10 -	34.901	91.5	19.649	124.2	29.059	76.7	26.248	112.7	1:49.857	79.73	1.960	17:32:18.104

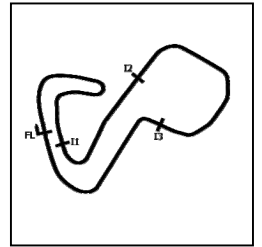
P8 4 CUP PEACH / EDWARDS		LCR Yamaha - Life Safety Motorsport										
IDEAL LAP TIME : 1:46.696		BEST LAP TIME : 1:46.927				DIFFERENCE : 0.231						
LAP	SECTOR 1	SECTOR 2		SECTOR 3		SECTOR 4		LAP TIME	MPH	DIFF	TIME OF DAY	
1 -		90.3	20.837	112.5	31.024	79.7	27.057	112.4	2:02.029	71.78	15.102	17:15:59.425
2 -	34.886	96.4	20.128	122.6	29.242	74.6	26.649	114.9	1:50.905	78.98	3.978	17:17:50.330
3 -	34.937	94.7	19.937	122.9	29.221	77.4	26.418	114.7	1:50.513	79.26	3.586	17:19:40.843
4 -	35.117	92.5	19.956	121.7	29.236	77.3	26.482	113.9	1:50.791	79.06	3.864	17:21:31.634
5 -	34.201	95.5	19.641	124.2	28.289	79.1	26.195	114.1	1:48.326	80.86	1.399	17:23:19.960
6 -	34.417	97.1	<b>19.492</b>	123.5	28.164	81.2	26.069	114.3	1:48.142	81.00	1.215	17:25:08.102
7 -	33.780	97.5	19.596	123.3	<b>27.882</b>	<b>83.1</b>	25.996	114.9	1:47.254 <b>(2)</b>	81.67	0.327	17:26:55.356
<b>8 -</b>	<b>33.424</b>	96.1	19.516	125.6	28.089	79.0	<b>25.898</b>	<b>116.3</b>	<b>1:46.927 (1)</b>	<b>81.92</b>		<b>17:28:42.283</b>
9 -	34.109	93.5	19.518	<b>125.9</b>	29.006	77.4	26.151	115.3	1:48.784	80.52	1.857	17:30:31.067
10 -	33.592	<b>97.9</b>	19.846	122.6	28.148	79.8	26.005	115.5	1:47.591 <b>(3)</b>	81.41	0.664	17:32:18.658

# MCRCB BULLETIN TK231

## 2024 Bennetts British Superbike Championship - Round 11

## 2024 OPAL British Sidecar Championship

### RACE 1 - SECTOR ANALYSIS



SECTOR 1 = FL to I1, SECTOR 2 = I1 to I2 SECTOR 3 = I2 to I3, SECTOR 4 = I3 to FL, DIFF = Difference To Personal Best Lap, P = Crossed Finish Line in Pit Lane, D = Time Disallowed

P9 34 GP		S.CHRISTIE / T.CHRISTIE				LCR Yamaha - Hannafin Contractors							
IDEAL LAP TIME : 1:48.038		BEST LAP TIME : 1:48.332				DIFFERENCE : 0.294							
LAP	SECTOR 1	SECTOR 2		SECTOR 3		SECTOR 4		LAP TIME	MPH	DIFF	TIME OF DAY		
1 -		84.7	20.134	127.0	28.995	83.6	26.706	1:56.349	75.28	8.017	17:15:53.745		
2 -	34.671	87.9	20.131	125.2	29.149	84.3	26.638	1:50.589	79.21	2.257	17:17:44.334		
3 -	34.637	91.0	20.056	127.5	29.235	85.2	26.451	1:50.379	79.36	2.047	17:19:34.713		
4 -	34.513	<b>94.6</b>	19.667	124.9	29.217	84.4	26.409	<b>119.8</b>	1:49.806	79.77	1.474	17:21:24.519	
5 -	34.037	92.8	19.779	127.5	28.721	85.4	26.086	1:48.623	<b>(2)</b>	80.64	0.291	17:23:13.142	
6 -	<b>33.944</b>	93.7	19.854	126.1	<b>28.501</b>	84.3	26.033	<b>1:48.332</b>	<b>(1)</b>	<b>80.86</b>		<b>17:25:01.474</b>	
7 -	34.489	91.8	<b>19.639</b>	127.0	28.960	<b>85.9</b>	26.662	118.7	1:49.750	79.81	1.418	17:26:51.224	
8 -	34.543	87.7	19.711	125.6	29.078	82.5	26.344	1:49.676	79.87	1.344	17:28:40.900		
9 -	34.708	87.4	19.937	<b>129.8</b>	29.021	82.8	26.143	119.6	1:49.809	79.77	1.477	17:30:30.709	
10 -	34.863	85.9	19.778	127.3	28.749	82.6	<b>25.954</b>	119.4	1:49.344	<b>(3)</b>	80.11	1.012	17:32:20.053

P10 2 GP		J.HOLDEN / SHARPE				LCR Yamaha - John Holden Racing							
IDEAL LAP TIME : 1:47.324		BEST LAP TIME : 1:47.557				DIFFERENCE : 0.233							
LAP	SECTOR 1	SECTOR 2		SECTOR 3		SECTOR 4		LAP TIME	MPH	DIFF	TIME OF DAY		
1 -		91.0	19.887	119.6	29.948	84.4	26.093	120.0	1:57.186	74.75	9.629	17:15:54.582	
2 -	34.961	<b>96.5</b>	19.444	125.6	29.761	79.0	25.996	120.0	1:50.162	79.51	2.605	17:17:44.744	
3 -	35.541	89.8	19.639	126.3	29.490	79.2	26.376	119.4	1:51.046	78.88	3.489	17:19:35.790	
4 -	35.193	95.8	19.392	128.3	29.256	80.3	<b>25.677</b>	119.8	1:49.518	79.98	1.961	17:21:25.308	
5 -	35.232	94.1	19.978	122.6	28.843	83.1	25.798	119.6	1:49.851	79.74	2.294	17:23:15.159	
6 -	34.511	89.0	19.706	127.3	28.770	84.7	26.224	120.0	1:49.211	<b>(2)</b>	80.21	1.654	17:25:04.370
7 -	<b>33.697</b>	94.1	<b>19.313</b>	129.0	<b>28.637</b>	83.8	25.910	<b>120.2</b>	<b>1:47.557</b>	<b>(1)</b>	<b>81.44</b>		<b>17:26:51.927</b>
8 -	34.624	94.2	19.466	<b>129.8</b>	29.093	82.0	26.070	117.7	1:49.253	<b>(3)</b>	80.17	1.696	17:28:41.180
9 -	35.542	<b>96.5</b>	19.563	124.5	29.106	81.9	25.860	<b>120.2</b>	1:50.071	79.58	2.514	17:30:31.251	
10 -	34.686	94.7	19.557	128.8	29.219	<b>85.0</b>	25.821	116.3	1:49.283	80.15	1.726	17:32:20.534	

P11 18 CUP		P.BELL / HYDE				LCR Yamaha - Marin Motorsports / HFF Civil Engineering							
IDEAL LAP TIME : 1:48.555		BEST LAP TIME : 1:48.931				DIFFERENCE : 0.376							
LAP	SECTOR 1	SECTOR 2		SECTOR 3		SECTOR 4		LAP TIME	MPH	DIFF	TIME OF DAY		
1 -		90.3	20.142	120.9	29.727	77.2	27.115	117.1	1:58.784	73.74	9.853	17:15:56.180	
2 -	35.874	91.9	20.088	<b>126.3</b>	29.555	75.4	26.943	117.1	1:52.460	77.89	3.529	17:17:48.640	
3 -	34.912	91.3	20.022	125.6	29.423	75.4	26.391	116.9	1:50.748	79.09	1.817	17:19:39.388	
4 -	34.842	93.2	19.782	125.4	29.465	76.8	26.203	<b>117.5</b>	1:50.292	79.42	1.361	17:21:29.680	
5 -	34.771	89.3	<b>19.612</b>	126.1	29.137	78.3	26.506	116.7	1:50.026	79.61	1.095	17:23:19.706	
6 -	34.485	91.5	19.758	122.4	29.566	76.4	26.509	116.9	1:50.318	79.40	1.387	17:25:10.024	
7 -	34.382	<b>93.5</b>	19.689	125.2	28.936	79.7	26.543	116.1	1:49.550	79.96	0.619	17:26:59.574	
8 -	<b>34.174</b>	93.2	19.656	126.1	28.779	77.2	26.322	116.7	<b>1:48.931</b>	<b>(1)</b>	<b>80.41</b>		<b>17:28:48.505</b>
9 -	34.266	92.0	19.833	125.9	<b>28.662</b>	<b>79.9</b>	26.221	116.9	1:48.982	<b>(3)</b>	80.37	0.051	17:30:37.487
10 -	34.221	92.9	19.757	125.4	28.856	77.7	<b>26.107</b>	116.5	1:48.941	<b>(2)</b>	80.40	0.010	17:32:26.428

P12 7 CUP		GRAY / MULDOON				BGR Yamaha - Brian Gray Powerbiking						
IDEAL LAP TIME : 1:49.493		BEST LAP TIME : 1:50.118				DIFFERENCE : 0.625						
LAP	SECTOR 1	SECTOR 2		SECTOR 3		SECTOR 4		LAP TIME	MPH	DIFF	TIME OF DAY	
1 -		87.1	20.513	123.1	29.894	78.8	26.534	1:59.817	73.10	9.699	17:15:57.213	
2 -	36.136	89.5	20.226	123.8	29.189	79.0	26.272	1:51.823	78.33	1.705	17:17:49.036	
3 -	35.593	88.3	19.954	125.2	28.997	80.0	26.555	1:51.099	78.84	0.981	17:19:40.135	
4 -	36.101	83.4	20.257	125.4	29.029	79.7	26.357	1:51.744	78.39	1.626	17:21:31.879	
5 -	35.225	<b>93.2</b>	<b>19.689</b>	126.6	<b>28.672</b>	<b>80.5</b>	26.615	1:50.201	<b>(3)</b>	79.48	0.083	17:23:22.080
6 -	<b>34.887</b>	91.9	19.814	125.9	29.197	79.4	<b>26.245</b>	1:50.143	<b>(2)</b>	79.53	0.025	17:25:12.223
7 -	35.634	89.0	20.001	126.6	29.200	76.5	26.648	<b>116.9</b>	1:51.483	78.57	1.365	17:27:03.706
8 -	35.293	89.5	19.905	<b>127.3</b>	29.145	75.6	26.255	1:50.598	79.20	0.480	17:28:54.304	
9 -	35.198	90.1	19.771	124.7	28.899	80.0	26.250	1:50.118	<b>(1)</b>	<b>79.54</b>		<b>17:30:44.422</b>
10 -	35.292	86.5	20.042	125.2	29.284	76.8	26.253	1:50.871	79.00	0.753	17:32:35.293	

# MCRCB BULLETIN TK231

## 2024 Bennetts British Superbike Championship - Round 11

## 2024 OPAL British Sidecar Championship

### RACE 1 - SECTOR ANALYSIS



SECTOR 1 = FL to I1, SECTOR 2 = I1 to I2 SECTOR 3 = I2 to I3, SECTOR 4 = I3 to FL, DIFF = Difference To Personal Best Lap, P = Crossed Finish Line in Pit Lane, D = Time Disallowed

P13 111 GP		CABLE / RICHARDSON				LCR Yamaha - L&W Racing						
IDEAL LAP TIME : 1:48.824		BEST LAP TIME : 1:49.591				DIFFERENCE : 0.767						
LAP	SECTOR 1	SECTOR 2		SECTOR 3		SECTOR 4		LAP TIME	MPH	DIFF	TIME OF DAY	
1 -		92.8	21.082	107.5	31.366	79.4	26.968	115.7	2:02.518	71.49	12.927	17:15:59.914
2 -	36.209	89.2	20.616	117.9	30.465	78.5	26.506	117.7	1:53.796	76.97	4.205	17:17:53.710
3 -	35.111	92.1	<b>19.791</b>	121.7	29.364	80.6	26.326	118.9	1:50.592	79.20	1.001	17:19:44.302
4 -	34.946	86.4	20.197	121.3	29.084	<b>82.0</b>	26.230	118.7	1:50.457	79.30	0.866	17:21:34.759
5 -	34.809	82.1	20.223	122.9	28.789	77.4	26.343	118.1	1:50.164	79.51	0.573	17:23:24.923
6 -	34.746	84.5	19.972	122.2	28.593	78.9	26.280	118.1	<b>1:49.591 (1)</b>	<b>79.93</b>		<b>17:25:14.514</b>
7 -	<b>34.417</b>	92.1	19.807	<b>123.8</b>	29.050	81.2	26.661	116.9	1:49.935 (3)	79.68	0.344	17:27:04.449
8 -	35.023	<b>93.3</b>	19.804	123.1	29.211	76.2	26.482	118.1	1:50.520	79.26	0.929	17:28:54.969
9 -	35.217	85.8	19.857	123.1	<b>28.581</b>	81.7	<b>26.035</b>	<b>120.4</b>	1:49.690 (2)	79.85	0.099	17:30:44.659
10 -	35.417	84.0	19.933	119.8	29.151	78.9	30.265	112.2	1:54.766	76.32	5.175	17:32:39.425

P14 17 CUP		CLARKE / ENSOR				LCR Honda - Centurion Packaging / Fineline Sealants / CYB Fit						
IDEAL LAP TIME : 1:50.626		BEST LAP TIME : 1:51.570				DIFFERENCE : 0.944						
LAP	SECTOR 1	SECTOR 2		SECTOR 3		SECTOR 4		LAP TIME	MPH	DIFF	TIME OF DAY	
1 -		92.1	20.998	110.3	31.273	75.0	27.219	<b>118.5</b>	2:02.955	71.24	11.385	17:16:00.351
2 -	36.207	89.2	20.241	123.3	29.931	<b>80.2</b>	27.310	117.5	1:53.689	77.05	2.119	17:17:54.040
3 -	35.670	<b>94.1</b>	19.953	126.1	29.358	77.6	26.589	117.3	<b>1:51.570 (1)</b>	<b>78.51</b>		<b>17:19:45.610</b>
4 -	35.670	92.5	19.889	123.8	29.833	76.6	26.543	116.7	1:51.935	78.25	0.365	17:21:37.545
5 -	<b>35.036</b>	91.5	20.121	<b>128.0</b>	29.945	76.6	<b>26.518</b>	115.3	1:51.620 (3)	78.47	0.050	17:23:29.165
6 -	35.697	93.5	20.177	122.4	29.574	76.6	26.778	115.9	1:52.226	78.05	0.656	17:25:21.391
7 -	35.731	90.1	20.028	<b>128.0</b>	<b>29.298</b>	77.4	27.095	114.5	1:52.152	78.10	0.582	17:27:13.543
8 -	35.498	90.0	<b>19.774</b>	120.9	29.665	76.6	26.679	116.5	1:51.616 (2)	78.48	0.046	17:29:05.159
9 -	35.433	93.0	19.953	120.6	29.827	77.1	26.637	115.3	1:51.850	78.31	0.280	17:30:57.009
10 -	36.103	89.8	20.266	118.9	30.153	78.0	26.927	111.2	1:53.449	77.21	1.879	17:32:50.458

P15 171 CUP		POTTINGER / DODDS				LCR Yamaha - GB Precision / Opal Lazer						
IDEAL LAP TIME : 1:52.723		BEST LAP TIME : 1:53.183				DIFFERENCE : 0.460						
LAP	SECTOR 1	SECTOR 2		SECTOR 3		SECTOR 4		LAP TIME	MPH	DIFF	TIME OF DAY	
1 -		<b>90.9</b>	21.324	110.7	31.605	<b>79.5</b>	28.211	112.4	2:05.740	69.66	12.557	17:16:03.136
2 -	37.376	85.8	20.989	112.2	32.513	74.8	28.142	111.6	1:59.020	73.59	5.837	17:18:02.156
3 -	36.499	87.2	21.016	113.3	31.883	73.6	28.386	111.8	1:57.784	74.37	4.601	17:19:59.940
4 -	36.746	86.1	21.079	114.9	31.558	73.1	27.795	<b>113.3</b>	1:57.178	74.75	3.995	17:21:57.118
5 -	36.139	82.6	21.236	114.1	31.085	74.3	27.676	111.6	1:56.136	75.42	2.953	17:23:53.254
6 -	35.821	88.0	20.859	117.9	30.504	75.2	28.228	112.9	1:55.412	75.90	2.229	17:25:48.666
7 -	35.715	90.5	20.809	117.1	30.433	76.4	27.733	112.5	1:54.690 (3)	76.37	1.507	17:27:43.356
8 -	35.634	89.1	21.007	120.0	30.612	75.4	27.582	112.7	1:54.835	76.28	1.652	17:29:38.191
9 -	35.290	89.8	20.984	<b>120.9</b>	29.875	75.4	<b>27.254</b>	112.7	1:53.403 (2)	77.24	0.220	17:31:31.594
10 -	<b>34.917</b>	90.8	<b>20.702</b>	120.4	<b>29.850</b>	76.5	27.714	112.4	<b>1:53.183 (1)</b>	<b>77.39</b>		<b>17:33:24.777</b>

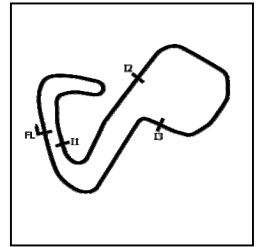
P16 65 WC		FAIRES / FOX				Ryde Triumph - AW Racing						
IDEAL LAP TIME : 1:53.189		BEST LAP TIME : 1:53.942				DIFFERENCE : 0.753						
LAP	SECTOR 1	SECTOR 2		SECTOR 3		SECTOR 4		LAP TIME	MPH	DIFF	TIME OF DAY	
1 -		87.2	21.450	107.7	31.838	80.4	29.112	110.3	2:07.493	68.70	13.551	17:16:04.889
2 -	36.807	86.0	21.020	114.5	31.758	76.3	27.946	112.2	1:57.531	74.53	3.589	17:18:02.420
3 -	36.840	88.6	20.529	109.2	32.442	77.0	28.121	111.2	1:57.932	74.27	3.990	17:20:00.352
4 -	37.307	72.0	20.871	114.7	32.041	76.4	27.503	112.7	1:57.722	74.41	3.780	17:21:58.074
5 -	36.520	77.4	21.173	<b>116.5</b>	31.411	79.1	27.526	111.8	1:56.630	75.10	2.688	17:23:54.704
6 -	36.228	82.5	20.682	115.5	30.696	79.7	27.271	113.1	1:54.877	76.25	0.935	17:25:49.581
7 -	35.809	<b>96.1</b>	<b>20.276</b>	115.1	31.015	79.5	27.472	<b>113.9</b>	1:54.572	76.45	0.630	17:27:44.153
8 -	35.617	89.1	20.309	116.1	30.908	76.6	27.376	113.1	1:54.210 (2)	76.69	0.268	17:29:38.363
9 -	35.654	88.0	20.758	115.5	<b>30.571</b>	80.7	27.269	113.1	1:54.252 (3)	76.67	0.310	17:31:32.615
10 -	<b>35.122</b>	92.5	20.993	<b>116.5</b>	30.607	<b>81.1</b>	<b>27.220</b>	112.9	<b>1:53.942 (1)</b>	<b>76.87</b>		<b>17:33:26.557</b>

# MCRCB BULLETIN TK231

## 2024 Bennetts British Superbike Championship - Round 11

## 2024 OPAL British Sidecar Championship

### RACE 1 - SECTOR ANALYSIS



SECTOR 1 = FL to I1, SECTOR 2 = I1 to I2 SECTOR 3 = I2 to I3, SECTOR 4 = I3 to FL, DIFF = Difference To Personal Best Lap, P = Crossed Finish Line in Pit Lane, D = Time Disallowed

P17 26 CUP		ATKINSON / MIDDLETON				Adolf RS Yamaha - Mecsia/RAF Engineering						
IDEAL LAP TIME : 1:53.448		BEST LAP TIME : 1:53.543				DIFFERENCE : 0.095						
LAP	SECTOR 1	SECTOR 2		SECTOR 3		SECTOR 4		LAP TIME	MPH	DIFF	TIME OF DAY	
1 -		80.8	21.257	100.6	32.815	67.9	28.032	114.1	2:07.870	68.50	14.327	17:16:05.266
2 -	37.481	79.6	21.040	105.8	32.308	69.2	28.275	114.3	1:59.104	73.54	5.561	17:18:04.370
3 -	37.772	74.0	20.757	112.7	31.471	70.1	27.277	115.5	1:57.277	74.69	3.734	17:20:01.647
4 -	36.423	73.3	21.024	101.3	32.718	69.4	27.597	115.5	1:57.762	74.38	4.219	17:21:59.409
5 -	36.501	76.5	20.632	110.3	32.071	69.6	27.053	116.3	1:56.257	75.34	2.714	17:23:55.666
6 -	36.031	77.9	20.406	113.9	31.129	69.3	27.245	114.7	1:54.811	76.29	1.268	17:25:50.477
7 -	35.710	85.4	20.297	114.7	31.344	70.3	27.186	<b>117.3</b>	1:54.537 (3)	76.48	0.994	17:27:45.014
8 -	35.495	<b>87.1</b>	20.242	110.1	31.251	70.3	<b>26.727</b>	116.5	1:53.715 (2)	77.03	0.172	17:29:38.729
9 -	35.990	82.2	20.876	<b>116.1</b>	<b>31.108</b>	70.2	26.880	116.1	1:54.854	76.26	1.311	17:31:33.583
10 -	<b>35.397</b>	85.1	<b>20.216</b>	114.3	31.138	<b>71.1</b>	26.792	114.3	<b>1:53.543 (1)</b>	<b>77.15</b>		<b>17:33:27.126</b>

P18 165 WC		STAFFORD / HOPE				Ryde Yamaha - AW Racing						
IDEAL LAP TIME : 1:53.407		BEST LAP TIME : 1:53.562				DIFFERENCE : 0.155						
LAP	SECTOR 1	SECTOR 2		SECTOR 3		SECTOR 4		LAP TIME	MPH	DIFF	TIME OF DAY	
1 -		88.4	21.529	111.6	31.559	<b>79.7</b>	29.141	108.7	2:07.098	68.92	13.536	17:16:04.494
2 -	36.825	84.4	21.628	103.0	32.328	73.9	28.056	110.3	1:58.837	73.71	5.275	17:18:03.331
3 -	36.545	88.5	21.243	107.0	31.599	73.9	27.979	109.8	1:57.366	74.63	3.804	17:20:00.697
4 -	36.529	83.1	21.396	108.2	32.206	74.9	28.411	111.4	1:58.542	73.89	4.980	17:21:59.239
5 -	35.798	84.7	21.055	112.4	31.507	76.8	27.677	111.1	1:56.037	75.49	2.475	17:23:55.276
6 -	35.776	86.5	21.071	114.3	31.383	72.0	27.390	112.5	1:55.620	75.76	2.058	17:25:50.896
7 -	35.716	89.3	21.390	114.9	30.131	75.4	27.447	<b>113.5</b>	1:54.684	76.38	1.122	17:27:45.580
8 -	35.863	87.9	20.743	110.7	<b>30.041</b>	73.8	27.499	112.4	1:54.146 (2)	76.74	0.584	17:29:39.726
9 -	35.680	80.7	20.861	118.7	30.599	74.0	27.484	111.6	1:54.624 (3)	76.42	1.062	17:31:34.350
10 -	<b>35.437</b>	<b>90.1</b>	<b>20.565</b>	<b>120.6</b>	30.196	73.9	<b>27.364</b>	113.3	<b>1:53.562 (1)</b>	<b>77.13</b>		<b>17:33:27.912</b>

P19 76 CUP		PEARSON / RESTALL				LCR Yamaha - Direct Commercials/ABS Racing						
IDEAL LAP TIME : 1:54.461		BEST LAP TIME : 1:55.164				DIFFERENCE : 0.703						
LAP	SECTOR 1	SECTOR 2		SECTOR 3		SECTOR 4		LAP TIME	MPH	DIFF	TIME OF DAY	
1 -		82.2	21.159	100.4	33.444	66.4	28.270	110.3	2:09.949	67.40	14.785	17:16:07.345
2 -	38.175	84.4	20.636	106.6	32.142	67.2	28.332	111.6	1:59.285	73.43	4.121	17:18:06.630
3 -	37.449	83.7	20.266	111.8	31.996	69.3	27.589	112.7	1:57.300	74.67	2.136	17:20:03.930
4 -	37.189	79.7	20.376	112.2	31.781	70.3	27.890	111.8	1:57.236	74.71	2.072	17:22:01.166
5 -	36.194	85.2	20.113	114.7	31.500	68.6	<b>27.423</b>	<b>114.7</b>	1:55.230 (2)	76.02	0.066	17:23:56.396
6 -	36.370	82.2	20.257	112.2	31.655	71.2	27.676	112.2	1:55.958	75.54	0.794	17:25:52.354
7 -	36.783	85.7	20.310	<b>116.5</b>	<b>30.983</b>	<b>72.3</b>	27.492	113.5	1:55.568 (3)	75.79	0.404	17:27:47.922
8 -	37.082	<b>88.4</b>	<b>20.101</b>	<b>116.5</b>	31.335	70.6	27.510	112.9	1:56.028	75.49	0.864	17:29:43.950
9 -	<b>35.954</b>	86.1	20.380	114.5	31.283	70.3	27.547	111.1	<b>1:55.164 (1)</b>	<b>76.06</b>		<b>17:31:39.114</b>

P20 38 CUP		MOSS / HOPE				LCR Yamaha - LifeSafety Motorsport - CMR						
IDEAL LAP TIME : 1:54.766		BEST LAP TIME : 1:55.262				DIFFERENCE : 0.496						
LAP	SECTOR 1	SECTOR 2		SECTOR 3		SECTOR 4		LAP TIME	MPH	DIFF	TIME OF DAY	
1 -		<b>85.5</b>	21.598	110.1	31.901	66.0	28.258	109.4	2:08.222	68.31	12.960	17:16:05.618
2 -	36.772	82.0	21.783	113.3	32.305	66.7	28.148	110.7	1:59.008	73.60	3.746	17:18:04.626
3 -	37.138	80.8	21.520	112.2	31.295	68.4	27.782	110.3	1:57.735	74.40	2.473	17:20:02.361
4 -	36.468	79.7	21.693	109.1	31.429	67.3	27.775	<b>110.9</b>	1:57.365	74.63	2.103	17:21:59.726
5 -	36.807	79.9	21.579	<b>116.3</b>	31.151	69.9	27.996	110.3	1:57.533	74.53	2.271	17:23:57.259
6 -	36.163	83.1	<b>21.141</b>	111.8	<b>30.579</b>	72.0	<b>27.379</b>	110.5	<b>1:55.262 (1)</b>	<b>75.99</b>		<b>17:25:52.521</b>
7 -	<b>35.667</b>	83.2	21.400	113.7	31.422	72.3	27.543	<b>110.9</b>	1:56.032 (2)	75.49	0.770	17:27:48.553
8 -	36.633	79.7	21.507	106.0	31.044	72.7	27.855	109.6	1:57.039 (3)	74.84	1.777	17:29:45.592

P21 45 WC		PAYNE / ROUSSEAU				Adolf RS Yamaha - Steinhausen Racing						
IDEAL LAP TIME : 1:47.682		BEST LAP TIME :				DIFFERENCE :						
LAP	SECTOR 1	SECTOR 2		SECTOR 3		SECTOR 4		LAP TIME	MPH	DIFF	TIME OF DAY	
1 -		90.9	19.633	116.3	29.344	<b>82.0</b>	<b>25.847</b>	<b>119.6</b>	1:56.567	75.14		17:15:53.963

**MCRCB BULLETIN TK232****2024 Bennetts British Superbike Championship - Round 11****2024 OPAL British Sidecar Championship****RACE 1 - BEST SECTORS**

SECTOR 1				SECTOR 2				SECTOR 3				SECTOR 4				IDEAL / BEST COMPARISON			
POS	NO	NAME	TIME	NO	NAME	TIME	NO	NAME	TIME	NO	NAME	TIME	POS	NO	NAME	IDEAL	BEST	DIFF	
															<b>PERFECT LAP</b>	<b>1:43.542</b>			
1	91	WILLIAM	32.591	77	REEVES	18.873	77	REEVES	26.964	91	WILLIAM	25.114	1	77	REEVES / WILKES	1:43.855	1:43.989	0.134	
2	77	REEVES	32.864	95	BLACKST	18.883	91	WILLIAM	27.242	77	REEVES	25.154	2	91	WILLIAMS / KOLSCH	1:44.150	1:44.503	0.353	
3	3	R.CROWE	33.121	3	R.CROWE	18.895	95	BLACKST	27.614	3	R.CROWE	25.289	3	95	BLACKSTOCK / ROSNEY	1:45.048	1:45.245	0.197	
4	95	BLACKST	33.256	91	WILLIAM	19.203	3	R.CROWE	27.845	95	BLACKST	25.295	4	3	R.CROWE / C.CROWE	1:45.150	1:45.434	0.284	
5	5	BIGGS /	33.370	45	PAYNE /	19.267	5	BIGGS /	27.846	84	LIDLLOW	25.384	5	5	BIGGS / SEGERS	1:46.186	1:46.841	0.655	
6	4	PEACH /	33.424	2	J.HOLDE	19.313	4	PEACH /	27.882	93	G.HOLDE	25.415	6	4	PEACH / EDWARDS	1:46.696	1:46.927	0.231	
7	2	J.HOLDE	33.697	93	G.HOLDE	19.355	84	LIDLLOW	28.013	5	BIGGS /	25.530	7	84	LIDLLOW / LIDLLOW	1:46.832	1:47.236	0.404	
8	93	G.HOLDE	33.871	5	BIGGS /	19.440	45	PAYNE /	28.265	2	J.HOLDE	25.677	8	93	G.HOLDEN / LAWRENCE	1:47.134	1:47.897	0.763	
9	84	LIDLLOW	33.907	4	PEACH /	19.492	93	G.HOLDE	28.493	45	PAYNE /	25.847	9	2	J.HOLDEN / SHARPE	1:47.324	1:47.557	0.233	
10	34	S.CHRIS	33.944	84	LIDLLOW	19.528	34	S.CHRIS	28.501	4	PEACH /	25.898	10	45	PAYNE / ROUSSEAU	1:47.682			
11	18	P.BELL	34.174	18	P.BELL	19.612	111	CABLE /	28.581	34	S.CHRIS	25.954	11	34	S.CHRISTIE / T.CHRISTIE	1:48.038	1:48.332	0.294	
12	45	PAYNE /	34.303	34	S.CHRIS	19.639	2	J.HOLDE	28.637	111	CABLE /	26.035	12	18	P.BELL / HYDE	1:48.555	1:48.931	0.376	
13	111	CABLE /	34.417	7	GRAY /	19.689	18	P.BELL	28.662	18	P.BELL	26.107	13	111	CABLE / RICHARDSON	1:48.824	1:49.591	0.767	
14	7	GRAY /	34.887	17	CLARKE	19.774	7	GRAY /	28.672	7	GRAY /	26.245	14	7	GRAY / MULDOON	1:49.493	1:50.118	0.625	
15	171	POTTING	34.917	111	CABLE /	19.791	17	CLARKE	29.298	17	CLARKE	26.518	15	17	CLARKE / ENSOR	1:50.626	1:51.570	0.944	
16	17	CLARKE	35.036	76	PEARSON	20.101	171	POTTING	29.850	26	ATKINSO	26.727	16	171	POTTINGER / DODDS	1:52.723	1:53.183	0.460	
17	65	FAIRES	35.122	26	ATKINSO	20.216	165	STAFFOR	30.041	65	FAIRES	27.220	17	65	FAIRES / FOX	1:53.189	1:53.942	0.753	
18	26	ATKINSO	35.397	65	FAIRES	20.276	65	FAIRES	30.571	171	POTTING	27.254	18	165	STAFFORD / HOPE	1:53.407	1:53.562	0.155	
19	165	STAFFOR	35.437	27	KIRBY /	20.432	38	MOSS /	30.579	165	STAFFOR	27.364	19	26	ATKINSON / MIDDLETON	1:53.448	1:53.543	0.095	
20	38	MOSS /	35.667	165	STAFFOR	20.565	76	PEARSON	30.983	38	MOSS /	27.379	20	76	PEARSON / RESTALL	1:54.461	1:55.164	0.703	
21	76	PEARSON	35.954	171	POTTING	20.702	27	KIRBY /	31.093	76	PEARSON	27.423	21	38	MOSS / HOPE	1:54.766	1:55.262	0.496	
22				38	MOSS /	21.141	26	ATKINSO	31.108										

**MCRCB BULLETIN TK233****2024 Bennetts British Superbike Championship - Round 11****2024 OPAL British Sidecar Championship****RACE 1 - BEST SPEEDS**

POS	INTERMEDIATE 1			INTERMEDIATE 2			INTERMEDIATE 3			FINISH LINE		
	NO	NAME	MPH	NO	NAME	MPH	NO	NAME	MPH	NO	NAME	MPH
1	91	WILLIAMS / KOLSCH	101.3	3	R.CROWE / C.CROWE	132.3	77	REEVES / WILKES	91.0	93	G.HOLDEN / LAWRENCE	122.0
2	5	BIGGS / SEGERS	100.6	95	BLACKSTOCK / ROSNEY	132.1	91	WILLIAMS / KOLSCH	86.3	3	R.CROWE / C.CROWE	121.3
3	77	REEVES / WILKES	100.4	93	G.HOLDEN / LAWRENCE	130.8	34	S.CHRISTIE / T.CHRISTIE	85.9	77	REEVES / WILKES	120.4
4	3	R.CROWE / C.CROWE	99.2	77	REEVES / WILKES	130.5	2	J.HOLDEN / SHARPE	85.0	111	CABLE / RICHARDSON	120.4
5	45	PAYNE / ROUSSEAU	98.9	91	WILLIAMS / KOLSCH	130.0	95	BLACKSTOCK / ROSNEY	84.4	2	J.HOLDEN / SHARPE	120.2
6	95	BLACKSTOCK / ROSNEY	98.8	34	S.CHRISTIE / T.CHRISTIE	129.8	84	L AidLOW / LAIDL OW	83.5	91	WILLIAMS / KOLSCH	119.8
7	4	PEACH / EDWARDS	97.9	2	J.HOLDEN / SHARPE	129.8	4	PEACH / EDWARDS	83.1	34	S.CHRISTIE / T.CHRISTIE	119.8
8	2	J.HOLDEN / SHARPE	96.5	17	CLARKE / ENSOR	128.0	5	BIGGS / SEGERS	82.1	45	PAYNE / ROUSSEAU	119.6
9	84	L AidLOW / LAIDL OW	96.4	84	L AidLOW / LAIDL OW	127.3	111	CABLE / RICHARDSON	82.0	95	BLACKSTOCK / ROSNEY	118.9
10	65	FAIRES / FOX	96.1	5	BIGGS / SEGERS	127.3	45	PAYNE / ROUSSEAU	82.0	5	BIGGS / SEGERS	118.7
11	27	KIRBY / KIRBY	96.1	7	GRAY / MULDOON	127.3	65	FAIRES / FOX	81.1	17	CLARKE / ENSOR	118.5
12	34	S.CHRISTIE / T.CHRISTIE	94.6	45	PAYNE / ROUSSEAU	127.3	3	R.CROWE / C.CROWE	80.8	84	L AidLOW / LAIDL OW	118.1
13	17	CLARKE / ENSOR	94.1	18	P.BELL / HYDE	126.3	7	GRAY / MULDOON	80.5	18	P.BELL / HYDE	117.5
14	18	P.BELL / HYDE	93.5	4	PEACH / EDWARDS	125.9	17	CLARKE / ENSOR	80.2	26	ATKINSON / MIDDLETON	117.3
15	111	CABLE / RICHARDSON	93.3	111	CABLE / RICHARDSON	123.8	18	P.BELL / HYDE	79.9	7	GRAY / MULDOON	116.9
16	7	GRAY / MULDOON	93.2	171	POTTINGER / DODDS	120.9	93	G.HOLDEN / LAWRENCE	79.7	4	PEACH / EDWARDS	116.3
17	93	G.HOLDEN / LAWRENCE	93.0	165	STAFFORD / HOPE	120.6	165	STAFFORD / HOPE	79.7	76	PEARSON / RESTALL	114.7
18	171	POTTINGER / DODDS	90.9	27	KIRBY / KIRBY	117.5	171	POTTINGER / DODDS	79.5	65	FAIRES / FOX	113.9
19	165	STAFFORD / HOPE	90.1	65	FAIRES / FOX	116.5	38	MOSS / HOPE	73.9	165	STAFFORD / HOPE	113.5
20	76	PEARSON / RESTALL	88.4	76	PEARSON / RESTALL	116.5	76	PEARSON / RESTALL	72.3	171	POTTINGER / DODDS	113.3
21	26	ATKINSON / MIDDLETON	87.1	38	MOSS / HOPE	116.3	27	KIRBY / KIRBY	72.3	38	MOSS / HOPE	110.9
22	38	MOSS / HOPE	85.5	26	ATKINSON / MIDDLETON	116.1	26	ATKINSON / MIDDLETON	71.1			



# MCRCB BULLETIN TK234

## 2024 Bennetts British Superbike Championship - Round 11

### 2024 OPAL British Sidecar Championship

#### RACE 1 - FASTEST LAP CLASSIFICATION

POS	RACE POS	NO	CL	NAME	ENTRY	BEST	ON
1	1	77	GP	REEVES / WILKES	Adolf RS Yamaha - Carl Cox Motorsport / H&S Contractors	1:43.989	9
2	2	91	GP	WILLIAMS / KOLSCH	LCR Yamaha - NaTimber - AQ Logistics	1:44.503	9
3	3	95	GP	BLACKSTOCK / ROSNEY	LCR Yamaha - Dave Holden Racing	1:45.245	4
4	4	3	GP	R.CROWE / C.CROWE	LCR Honda - Kel Properties	1:45.434	9
5	6	5	GP	BIGGS / SEGERS	LCR Yamaha - Express Tyre Service/Santander Salt	1:46.841	10
6	8	4	CUP	PEACH / EDWARDS	LCR Yamaha - Life Safety Motorsport	1:46.927	8
7	5	84	CUP	LAIDLAW / LAIDLAW	LCR Yamaha - Express Tyre Service / Pendragon Services Inc / Eife Racing	1:47.236	8
8	10	2	GP	J.HOLDEN / SHARPE	LCR Yamaha - John Holden Racing	1:47.557	7
9	7	93	GP	G.HOLDEN / LAWRENCE	LCR Kawasaki - Holden Racing	1:47.897	8
10	9	34	GP	S.CHRISTIE / T.CHRISTIE	LCR Yamaha - Hannafin Contractors	1:48.332	6
11	11	18	CUP	P.BELL / HYDE	LCR Yamaha - Marin Motorsports / HFF Civil Engineering	1:48.931	8
12	13	111	GP	CABLE / RICHARDSON	LCR Yamaha - L&W Racing	1:49.591	6
13	12	7	CUP	GRAY / MULDOON	BGR Yamaha - Brian Gray Powerbiking	1:50.118	9
14	14	17	CUP	CLARKE / ENSOR	LCR Honda - Centurion Packaging / Finline Sealants / CYB Fibreglass & Cit	1:51.570	3
15	15	171	CUP	POTTINGER / DODDS	LCR Yamaha - GB Precision / Opal Lazer	1:53.183	10
16	17	26	CUP	ATKINSON / MIDDLETON	Adolf RS Yamaha - Mecsis/RAF Engineering	1:53.543	10
17	18	165	WC	STAFFORD / HOPE	Ryde Yamaha - AW Racing	1:53.562	10
18	16	65	WC	FAIRES / FOX	Ryde Triumph - AW Racing	1:53.942	10
19	19	76	CUP	PEARSON / RESTALL	LCR Yamaha - Direct Commercials/ABS Racing	1:55.164	9
20	20	38	CUP	MOSS / HOPE	LCR Yamaha - LifeSafety Motorsport - CMR	1:55.262	6

# MCRCB BULLETIN TK235

## 2024 Bennetts British Superbike Championship - Round 11

### 2024 OPAL British Sidecar Championship

#### RACE 1 - STATISTICS

<b>Competitors Started</b>	22
<b>Planned Start</b>	2024-10-12 @ 16:50:00.000
<b>Actual Start</b>	2024-10-12 @ 17:13:57.395
<b>Finish Time</b>	2024-10-12 @ 17:31:36.919
<b>Track Length</b>	2.4332mi.
<b>Total Laps</b>	198
<b>Total Distance Covered</b>	481.7913mi.

#### Session Fastest Lap History

NO	CL	NAME	LAP TIME	TIME OF DAY	LAP	VEHICLE
91	GP	WILLIAMS / KOLSCH	1:46.848	17:17:36.495	2	LCR Yamaha
77	GP	REEVES / WILKES	1:45.954	17:17:36.944	2	Adolf RS Yamaha
91	GP	WILLIAMS / KOLSCH	1:45.162	17:21:07.658	4	LCR Yamaha
91	GP	WILLIAMS / KOLSCH	1:45.077	17:22:52.735	5	LCR Yamaha
91	GP	WILLIAMS / KOLSCH	1:44.855	17:24:37.590	6	LCR Yamaha
77	GP	REEVES / WILKES	1:44.748	17:24:38.794	6	Adolf RS Yamaha
91	GP	WILLIAMS / KOLSCH	1:44.523	17:26:22.113	7	LCR Yamaha
77	GP	REEVES / WILKES	1:44.518	17:26:23.312	7	Adolf RS Yamaha
77	GP	REEVES / WILKES	1:44.323	17:28:07.635	8	Adolf RS Yamaha
77	GP	REEVES / WILKES	1:43.989	17:29:51.624	9	Adolf RS Yamaha

#### Session Leader History

NO	CL	NAME	FROM LAP	LAPS LED	DISTANCE	VEHICLE
91	GP	WILLIAMS / KOLSCH	1	9	21.89 miles	LCR Yamaha
77	GP	REEVES / WILKES	10	1	2.43 miles	Adolf RS Yamaha

#### Flag History

TYPE	TIME OF DAY
GREEN	17:13:57.395
FINISH	17:31:36.919

#### Flag Statistics

TYPE	COUNT	TOTAL LAPS	TOTAL TIME
Green	1	10	21:39.037
Red	0	0	0.000
Safety Car	0	0	0.000
FCY	0	0	0.000

# MCRCB BULLETIN TK235

## 2024 Bennetts British Superbike Championship - Round 11

### 2024 OPAL British Sidecar Championship

#### RACE 1 - STATISTICS

CLASS : CUP

10 Starters

##### Fastest Lap History

NO	NAME	LAP TIME	TIME OF DAY	LAP	VEHICLE
84	L Aidlow / Laidlow	1:48.810	17:17:40.636	2	LCR Yamaha
84	Laidlow / Laidlow	1:48.462	17:23:07.233	5	LCR Yamaha
4	Peach / Edwards	1:48.326	17:23:19.960	5	LCR Yamaha
84	Laidlow / Laidlow	1:47.784	17:24:55.017	6	LCR Yamaha
4	Peach / Edwards	1:47.254	17:26:55.356	7	LCR Yamaha
84	Laidlow / Laidlow	1:47.236	17:28:30.772	8	LCR Yamaha
4	Peach / Edwards	1:46.927	17:28:42.283	8	LCR Yamaha

##### Leader History

NO	NAME	FROM LAP	LAPS LED	DISTANCE	VEHICLE
84	Laidlow / Laidlow	1	10	24.33 miles	LCR Yamaha

# MCRCB BULLETIN TK235

## 2024 Bennetts British Superbike Championship - Round 11

### 2024 OPAL British Sidecar Championship

#### RACE 1 - STATISTICS

CLASS : GP

9 Starters

##### Fastest Lap History

NO	NAME	LAP TIME	TIME OF DAY	LAP	VEHICLE
91	WILLIAMS / KOLSCH	1:46.848	17:17:36.495	2	LCR Yamaha
77	REEVES / WILKES	1:45.954	17:17:36.944	2	Adolf RS Yamaha
91	WILLIAMS / KOLSCH	1:45.162	17:21:07.658	4	LCR Yamaha
91	WILLIAMS / KOLSCH	1:45.077	17:22:52.735	5	LCR Yamaha
91	WILLIAMS / KOLSCH	1:44.855	17:24:37.590	6	LCR Yamaha
77	REEVES / WILKES	1:44.748	17:24:38.794	6	Adolf RS Yamaha
91	WILLIAMS / KOLSCH	1:44.523	17:26:22.113	7	LCR Yamaha
77	REEVES / WILKES	1:44.518	17:26:23.312	7	Adolf RS Yamaha
77	REEVES / WILKES	1:44.323	17:28:07.635	8	Adolf RS Yamaha
77	REEVES / WILKES	1:43.989	17:29:51.624	9	Adolf RS Yamaha

##### Leader History

NO	NAME	FROM LAP	LAPS LED	DISTANCE	VEHICLE
91	WILLIAMS / KOLSCH	1	9	21.89 miles	LCR Yamaha
77	REEVES / WILKES	10	1	2.43 miles	Adolf RS Yamaha

# MCRCB BULLETIN TK235

## 2024 Bennetts British Superbike Championship - Round 11

### 2024 OPAL British Sidecar Championship

#### RACE 1 - STATISTICS

CLASS : WC

3 Starters

##### Fastest Lap History

NO	NAME	LAP TIME	TIME OF DAY	LAP	VEHICLE
65	FAIRES / FOX	1:57.531	17:18:02.420	2	Ryde Triumph
165	STAFFORD / HOPE	1:57.366	17:20:00.697	3	Ryde Yamaha
65	FAIRES / FOX	1:56.630	17:23:54.704	5	Ryde Triumph
165	STAFFORD / HOPE	1:56.037	17:23:55.276	5	Ryde Yamaha
65	FAIRES / FOX	1:54.877	17:25:49.581	6	Ryde Triumph
65	FAIRES / FOX	1:54.572	17:27:44.153	7	Ryde Triumph
65	FAIRES / FOX	1:54.210	17:29:38.363	8	Ryde Triumph
165	STAFFORD / HOPE	1:54.146	17:29:39.726	8	Ryde Yamaha
65	FAIRES / FOX	1:53.942	17:33:26.557	10	Ryde Triumph
165	STAFFORD / HOPE	1:53.562	17:33:27.912	10	Ryde Yamaha

##### Leader History

NO	NAME	FROM LAP	LAPS LED	DISTANCE	VEHICLE
45	PAYNE / ROUSSEAU	1	1	2.43 miles	Adolf RS Yamaha
65	FAIRES / FOX	2	9	21.89 miles	Ryde Triumph

# MCRCB BULLETIN TK236

## 2024 Bennetts British Superbike Championship - Round 11

### 2024 OPAL British Sidecar Championship

#### RACE 1 - SESSION NOTES

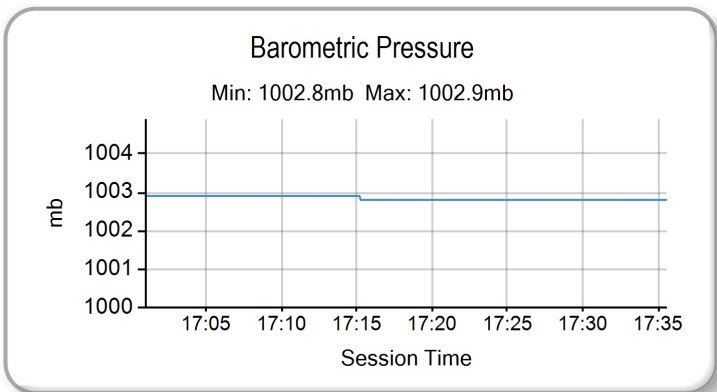
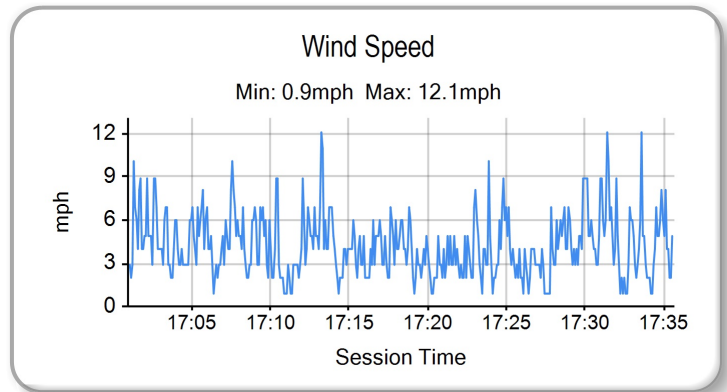
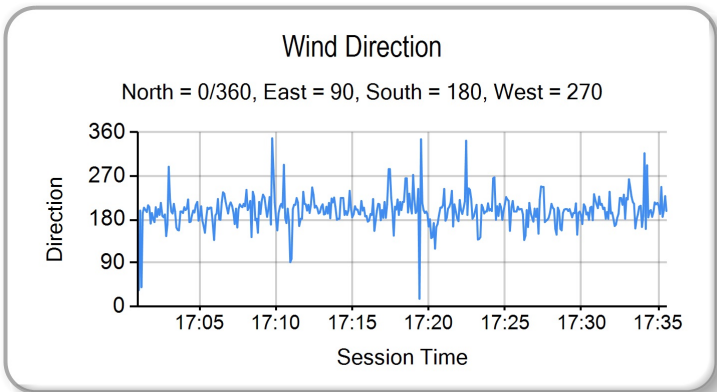
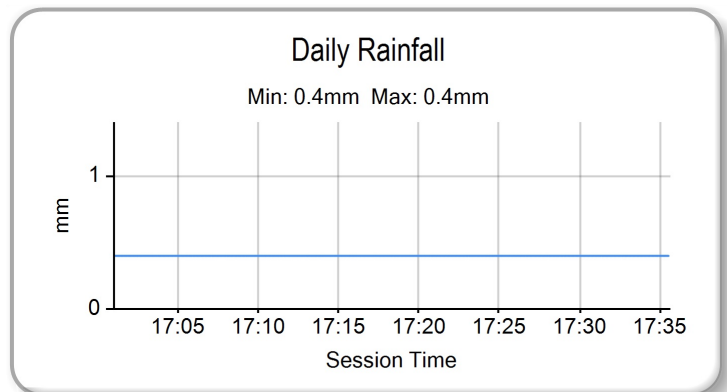
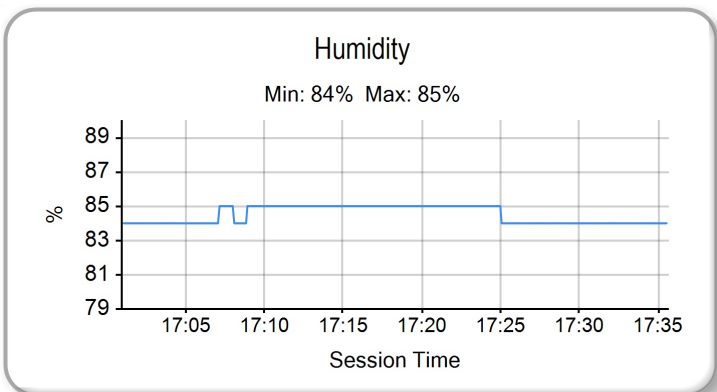
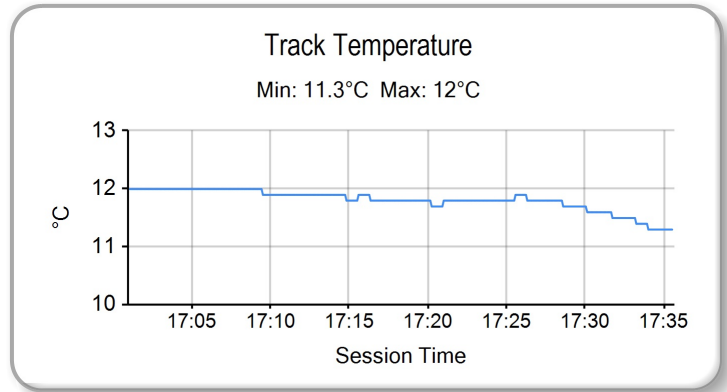
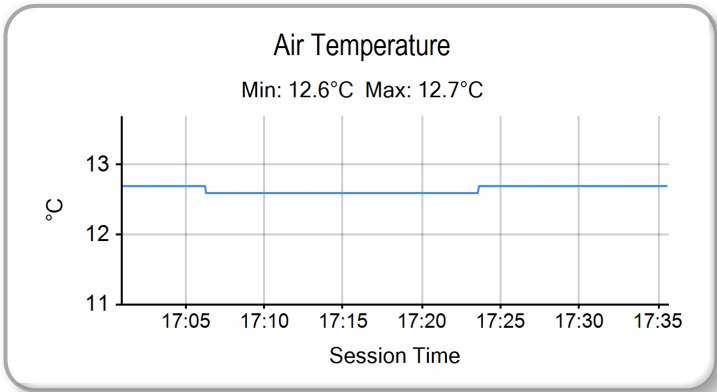
TIME	MESSAGE
17:03:02	PITLANE OPEN
17:08:06	PITLANE CLOSED
17:08:09	3 MINUTES TO WARM UP LAP
17:10:04	1 MINUTE TO WARM UP LAP
17:10:36	30 SECONDS TO WARM UP LAP
17:10:58	GREEN FLAG - WARM UP LAP
17:13:08	RACE START
17:17:05	NO.27 INTO THE GRAVEL AT CLARK CURVE
17:18:33	NO.45 INTO THE GRAVEL AT CLEARWAYS
17:24:42	TWO THIRDS DISTANCE COMPLETED

# MCRCB BULLETIN TK237

## 2024 Bennetts British Superbike Championship - Round 11

### 2024 OPAL British Sidecar Championship

#### RACE 1 - WEATHER CONDITIONS



2024 British Sidecar Championship  
 OVERALL RIDERS CHAMPIONSHIP CLASSIFICATION - AMENDED



		TOTAL	GAP	DIFF															Wins	Seconds	Thirds
					1	2	3	4	5	6	7	8	9	10	11	12	13	14			
					13th / 14th April Pembrey			17th - 19th May Donington Park GP		14th - 16th June Knockhill		5th - 7th July Snetterton 300		3rd / 4th August Cadwell Park		11th - 13th October Brands Hatch GP					
1	S. LAIDLAW / J. LAIDLAW (LCR Yamaha) - CUP	254.5			22	20	25	18	18	12.5	25	20	20	18	18	20	18	3	1	4	
2	BLACKSTOCK / ROSNEY (LCR Yamaha) - GP	254	0.5		25	25		20	25	11	22	22	22	25	12	25	20	5	4	2	
3	KERSHAW / CHARLWOOD & SHARPE (LCR Yamaha) - GP	174	80.5	80				22	20	10	20	25	25	14	20	18		2	1	4	
4	G. HOLDEN / LAWRENCE (LCR Kawasaki) - GP	168	86.5	6	20	18	12	16	16	8	16	18	18	12		14		0	0	1	
5	BIGGS / SEGERS (LCR Yamaha) - GP	137	117.5	31	18	12	20	8	14	5	14	16	14		16			0	0	1	
6	P. KIRBY / T. KIRBY (Adolf RS Yamaha) - CUP	126	128.5	11	16	10	22	12	10			12	10	8	16	10		0	1	0	
7	J. HOLDEN / GORDON & SHAPRPE (LCR Yamaha) - GP	103	151.5	23	12	14	8			7		14	16	10	14	8		0	0	0	
8	S.CHRISTIE / T.CHRISTIE (LCR Yamaha) - GP	95	159.5	8				25	22					22	16	10		1	2	0	
9	CLARKE / ENSOR (LCR Honda) - CUP	84	170.5	11	10	8	16	10	6		12	6	6		6	4		0	0	0	
10	CABLE / RICHARDSON (LCR Yamaha) - GP	71	183.5	13				4	8			10	12	6	14	12	5	0	0	0	
11	ELLIS / CLEMENT (LCR Yamaha) - GP	67	187.5	4										20	25	22		1	1	1	
12	WILLIAMS / PITT & KOLSCH (LCR Yamaha) - GP	64	190.5	3	6	22	14									22		0	2	0	
13	REEVES / WILKES (Adolf RS Yamaha) - GP	63	191.5	1										16	22	25		1	1	0	
14	ATKINSON / SMITH & MIDDLETON (Adolf RS Yamaha) - CUP	62	192.5	1	2	6	6	6	5	4	10	8	8		5	2		0	0	0	
15	PEACH / EDWARDS (LCR Yamaha) - CUP	61	193.5	1	4			3	3	6		5	5	5	10	8	12	0	0	0	
16	P.BELL / HYDE (LCR Yamaha) - CUP	59	195.5	2				14	12	9	18					6		0	0	0	
17	R. STEVENS / W. STEVENS (Ryde Yamaha) - CUP	48	206.5	11	14	16	18											0	0	0	
18	M.BELL / COLBROOK (Ryde Yamaha) - CUP	33	221.5	15				5	4		8			4	8	4		0	0	0	
19	POTTINGER / DODDS (LCR Yamaha) - CUP	23	231.5	10								4	4	3	6	3	3	0	0	0	
20	R. CROWE / C. CROWE (LCR Honda) - F2 / GP	18	236.5	5	8	10												0	0	0	
21	MOSS / HOPE (LCR Yamaha) - CUP	12	242.5	6	1			1		3	6	1						0	0	0	
22	PEARSON / RESTALL (LCR Suzuki) - F2	10	244.5	2	4			2	2			2						0	0	0	
23	A. FOUNDS / GIBBONS (LCR Yamaha) - F2	8	246.5	2	3	5												0	0	0	
22	NICOL / CONIL (LCR Yamaha) - CUP	5	249.5	3	5													0	0	0	
23	C.HAUZWELL / K.HAUZWELL (Adolf RS Yamaha) - CUP	4	250.5	1				1				3						0	0	0	
24	GRAY / MULDOON (BGR Yamaha) - CUP	0	254.5	4														0	0	0	



2024 British Sidecar Championship  
GP RIDERS CHAMPIONSHIP CLASSIFICATION



	TOTAL	GAP	DIFF	13th / 14th April Pembrey			17th - 19th May Dorington Park GP		14th - 16th June Knockhill		5th - 7th July Snetterton 300		3rd / 4th August Cadwell Park		11th - 13th October Brands Hatch GP		Wins	Seconds	Thirds	
				1	2	3	4	5	6	7	8	9	10	11	12	13				14
1	<b>BLACKSTOCK / ROSNEY (LCR Yamaha)</b>	<b>262.5</b>		25	25		20	25	12.5	25	22	22	25	16	25	20		7	2	2
2	G. HOLDEN / LAWRENCE (LCR Kawasaki)	196	66.5	22	20	20	18	18	10	20	20	20	14		14		0	1	6	
3	KERSHAW / CHARLWOOD & SHARPE (LCR Yamaha)	181	81.5	15			22	20	11	22	25	25	16	20	20		2	3	3	
4	BIGGS / SEGERS (LCR Yamaha)	169	93.5	12	20	16	25	16	16	8	18	18	16		16		1	0	1	
5	J. HOLDEN / GORDON & SHARPE (LCR Yamaha)	135	127.5	34	18	18	18		9		16	18	12	16	10		0	0	0	
6	CABLE / RICHARDSON (LCR Yamaha)	106	156.5	29				14	14		14	14	10	18	14	8	0	0	0	
7	S.CHRISTIE / T.CHRISTIE (LCR Yamaha)	99	163.5	7			25	22					22	18	12		1	2	0	
8	ELLIS / CLEMENT (LCR Yamaha)	67	195.5	32									20	25	22		1	1	1	
9	WILLIAMS / PITT & KOLSCH (LCR Yamaha)	82	180.5	-15	16	22	22								22		0	3	0	
10	REEVES / WILKES (Adolf RS Yamaha)	65	197.5	17									18	22	25		1	1	0	
11	R.CROWE / C.CROWE (LCR Honda)	18	244.5	47											18		0	0	0	

2024 British Sidecar Championship  
CUP RIDERS CHAMPIONSHIP CLASSIFICATION



	TOTAL	GAP	DIFF	13th / 14th April Pembrey			17th - 19th May Donington Park GP		14th - 16th June Knockhill		5th - 7th July Snetterton 300		3rd / 4th August Cadwell Park			11th - 13th October Brands Hatch GP		Wins	Seconds	Thirds
				1	2	3	4	5	6	7	8	9	10	11	12	13	14			
1	<b>S. LAIDLLOW / J. LAIDLLOW (LCR Yamaha)</b>	<b>300</b>					25	25	25	25	25	25	25	25	25	25	13	0	0	
2	P. KIRBY / T. KIRBY (Adolf RS Yamaha)	214	86				22	20	22	20	20		22	22	22	22	0	7	3	
3	CLARKE / ENSOR (LCR Honda)	180	120	34	18	18	18	18	18		20	18	18		18	16	0	0	1	
4	ATKINSON / SMITH & MIDDLETON (Adolf RS Yamaha)	171	129	9	12	16	16	16	16	9	18	20	20		16	12	0	0	2	
5	PEACH / EDWARDS (LCR Yamaha)	162	138	9	14		12	12	10		16	16	20	20	20	22	0	1	4	
6	P.BELL / HYDE (LCR Yamaha)	97	203	65			22	22	11	22					20		0	4	1	
7	M.BELL / COLBROOK (LCR Yamaha)	94	206	3			14	14	16				18	18	14		0	0	0	
8	POTTINGER / DODDS (LCR Yamaha)	86	214	8							14	14	16	16	12	14	0	0	0	
9	R. STEVENS / W. STEVENS (Ryde Yamaha)	62	238	24	20	22	20										0	1	2	
10	MOSS / HOPE (LCR Yamaha)	52	248	10	10			10	8	14	10						0	0	0	
11	C.HAUXWELL / K.HAUXWELL (Adolf RS Yamaha)	22	278	30				10			12						0	0	0	
12	GRAY / MULDOON (BGR Yamaha)	18	282	4											18		0	0	0	

ROW 11	1		1		31	<b>76</b> PEARSON / RESTALL			
ROW 10	30	<b>7</b> GRAY / MULDOON	29		28	<b>3</b> R.CROWE / C.CROWE			
ROW 9		1:55.262	27	<b>38</b> MOSS / HOPE	26		25	<b>65</b> FAIRES / FOX	1:53.942
ROW 8		1:53.562	24	<b>165</b> STAFFORD / HOPE	23		22	<b>26</b> ATKINSON / MIDDLETON	1:53.543
ROW 7		1:53.183	21	<b>171</b> POTTINGER / DODDS	20		19	<b>17</b> CLARKE / ENSOR	1:51.570
ROW 6		1:49.591	18	<b>111</b> CABLE / RICHARDSON	17		16	<b>18</b> P.BELL / HYDE	1:48.931
ROW 5		1:48.332	15	<b>34</b> S.CHRISTIE / T.CHRISTIE	14		13	<b>93</b> G.HOLDEN / LAWRENCE	1:47.897
ROW 4		1:47.557	12	<b>2</b> J.HOLDEN / SHARPE	11		10	<b>45</b> PAYNE / ROUSSEAU	
ROW 3		1:47.236	9	<b>84</b> LAIDLAW / LAIDLAW	8		7	<b>4</b> PEACH / EDWARDS	1:46.927
ROW 2		1:46.841	6	<b>5</b> BIGGS / SEGERS	5		4	<b>95</b> BLACKSTOCK / ROSNEY	1:45.245
ROW 1		1:44.503	3	<b>91</b> WILLIAMS / KOLSCH	2		1	<b>77</b> REEVES / WILKES	1:43.989
<b>Pole</b>									

Comments:

#27 - Withdrawn

These results are provisional until the conclusion of any judicial and technical matters.

Brands Hatch GP: 2.4332 miles

Race Director: Stuart Higgs <i>S. Higgs</i>	Stewards:	Timekeeper: Richard Evans <i>R. EVANS</i>	
<small>Digitally Approved at 09:11 Sunday, 13 October 2024</small>		<small>Digitally Approved at 09:10 Sunday, 13 October 2024</small>	

Results can be found at [www.tsl-timing.com](http://www.tsl-timing.com)

Printed - 09:07 Sunday, 13 October 2024



# MCRCB BULLETIN TK270

## 2024 Bennetts British Superbike Championship - Round 11

### 2024 OPAL British Sidecar Championship

#### RACE 2 - CLASSIFICATION

Race Distance: 8 Laps / 19.46 miles



POS	NO	CL	PIC	NAME	ENTRY	LAPS	TIME	GAP	DIFF	MPH	BEST	ON	GRD	↑↓
1	45	WC	1	PAYNE / ROUSSEAU	Adolf RS Yamaha - Steinhausen Racing	8	12:36.866			92.59	1:32.884	4	7	6
2	91	GP	1	WILLIAMS / KOLSCH	LCR Yamaha - NaTimber - AQ Logistics	8	12:37.095	0.229	0.229	92.56	1:33.521	5	2	0
3	84	CUP	1	LAIDLAW / LAIDLAW	LCR Yamaha - Express Tyre Service / Pendragon Services	8	12:38.249	1.383	1.154	92.42	1:33.158	5	6	3
4	93	GP	2	G.HOLDEN / LAWRENCE	LCR Kawasaki - Holden Racing	8	12:53.197	16.331	14.948	90.63	1:35.415	6	9	5
5	3	GP	3	R.CROWE / C.CROWE	LCR Honda - Kel Properties	8	12:59.042	22.176	5.845	89.95	1:35.518	8	19	14
6	2	GP	4	J.HOLDEN / SHARPE	LCR Yamaha - John Holden Racing	8	12:59.765	22.899	0.723	89.87	1:35.729	8	8	2
7	5	GP	5	BIGGS / SEGERS	LCR Yamaha - Express Tyre Service/Santander Salt	8	13:02.747	25.881	2.982	89.52	1:36.343	3	4	-3
8	18	CUP	2	P.BELL / HYDE	LCR Yamaha - Marin Motorsports / HFF Civil Engineering	8	13:03.217	26.351	0.470	89.47	1:36.207	7	11	3
9	4	CUP	3	PEACH / EDWARDS	LCR Yamaha - Life Safety Motorsport	8	13:10.646	33.780	7.429	88.63	1:37.324	8	5	-4
10	111	GP	6	CABLE / RICHARDSON	LCR Yamaha - L&W Racing	8	13:13.060	36.194	2.414	88.36	1:37.600	4	12	2
11	7	CUP	4	GRAY / MULDOON	BGR Yamaha - Brian Gray Powerbiking	8	13:20.245	43.379	7.185	87.57	1:37.939	4	20	9
12	17	CUP	5	CLARKE / ENSOR	LCR Honda - Centurion Packaging / Fineline Sealants / CYB	8	13:21.158	44.292	0.913	87.47	1:38.114	5	13	1
13	171	CUP	6	POTTINGER / DODDS	LCR Yamaha - GB Precision / Opal Lazer	8	13:45.487	1:08.621	24.329	84.89	1:41.135	4	14	1
14	165	WC	2	STAFFORD / HOPE	Ryde Yamaha - AW Racing	8	13:54.741	1:17.875	9.254	83.95	1:42.508	3	16	2

#### NOT CLASSIFIED

DNF	95	GP		BLACKSTOCK / ROSNEY	LCR Yamaha - Dave Holden Racing	7	11:03.290	1 Lap	1 Lap	92.44	1:33.216	7	3	
DNF	77	GP		REEVES / WILKES	Adolf RS Yamaha - Carl Cox Motorsport / H&S Contractors	5	7:54.825	3 Laps	2 Laps	92.24	1:33.614	4	1	
DNF	65	WC		FAIRES / FOX	Ryde Triumph - AW Racing	4	6:56.412	4 Laps	1 Lap	84.14	1:41.828	4	17	
DNF	34	GP		S.CHRISTIE / T.CHRISTIE	LCR Yamaha - Hannafin Contractors	1	1:42.588	7 Laps	3 Laps	85.38			10	

#### NOT STARTED

NS	26	CUP		ATKINSON / MIDDLETON	Adolf RS Yamaha - Mecsia/RAF Engineering									15
----	----	-----	--	----------------------	--	--	--	--	--	--	--	--	--	----

#### FASTEST LAP

45	WC			PAYNE / ROUSSEAU	Adolf RS Yamaha - Steinhausen Racing	4	1:32.884			94.30 mph			151.77 kph	
84	CUP			LAIDLAW / LAIDLAW	LCR Yamaha - Express Tyre Service / Pendragon Services	5	1:33.158			94.03 mph			151.32 kph	
95	GP			BLACKSTOCK / ROSNEY	LCR Yamaha - Dave Holden Racing	7	1:33.216			93.97 mph			151.23 kph	

Weather / Track : Cloudy / Dry

These results are provisional until the conclusion of any judicial and technical matters.

Date: 13/10/2024 Start: 11:16 Finish: 11:28

Brands Hatch GP: 2.4332 miles

Race Director: Stuart Higgs <i>S. Higgs</i> <small>Digitally Approved at 11:37 Sunday, 13 October 2024</small>	Stewards:	Timekeeper: Richard Evans <i>R. EVANS</i> <small>Digitally Approved at 11:35 Sunday, 13 October 2024</small>	
--	-----------	--	--

Results can be found at [www.tsl-timing.com](http://www.tsl-timing.com)

Printed - 11:31 Sunday, 13 October 2024



# MCRCB BULLETIN TK271

## 2024 Bennetts British Superbike Championship - Round 11

## 2024 OPAL British Sidecar Championship

### RACE 2 - LAP CHART

#### LAP 1 @ 11:17:57.274

NO	BEHIND	LAP TIME
95		1:39.132
77	0.406	1:39.538
91	0.494	1:39.626
84	2.531	1:41.663
45	2.902	1:42.034
5	3.318	1:42.450
93	3.344	1:42.476
34	3.456	1:42.588
4	4.705	1:43.837
18	5.141	1:44.273
17	6.454	1:45.586
2	6.740	1:45.872
111	7.404	1:46.536
3	7.495	1:46.627
7	9.628	1:48.760
65	11.158	1:50.290
165	11.539	1:50.671
171	12.025	1:51.157

#### LAP 2 @ 11:19:31.077

NO	BEHIND	LAP TIME
95		1:33.803
77	0.463	1:33.860
91	0.543	1:33.852
84	2.524	1:33.796
45	2.917	1:33.818
93	5.339	1:35.798
5	6.368	1:36.853
4	8.901	1:37.999
18	9.185	1:37.847
2	9.671	1:36.734
3	9.950	1:36.258
17	11.503	1:38.852
111	11.790	1:38.189
7	14.405	1:38.580
65	19.765	1:42.410
171	21.184	1:42.962
165	21.774	1:44.038

#### LAP 3 @ 11:21:05.431

NO	BEHIND	LAP TIME
77		1:33.891
91	0.068	1:33.879
95	0.715	1:35.069
45	1.969	1:33.406
84	2.222	1:34.052
93	6.564	1:35.579
5	8.357	1:36.343
18	11.605	1:36.774
2	11.906	1:36.589
3	12.041	1:36.445
4	13.306	1:38.759
111	15.527	1:38.091
17	16.441	1:39.292
7	18.379	1:38.328
65	27.295	1:41.884
171	28.700	1:41.870
165	29.928	1:42.508

#### LAP 4 @ 11:22:39.045

NO	BEHIND	LAP TIME
77		1:33.614
91	0.152	1:33.698
95	0.956	1:33.855
45	1.239	1:32.884
84	2.221	1:33.613
93	9.018	1:36.068
5	11.677	1:36.934
2	14.492	1:36.200
3	14.676	1:36.249
18	15.515	1:37.524
4	17.558	1:37.866
111	19.513	1:37.600
17	21.752	1:38.925
7	22.704	1:37.939
65	35.509	1:41.828
171	36.221	1:41.135
165	39.742	1:43.428

#### LAP 5 @ 11:24:12.718

NO	BEHIND	LAP TIME
91		1:33.521
77	0.249	1:33.922
45	0.883	1:33.317
95	1.348	1:34.065
84	1.706	1:33.158
93	11.119	1:35.774
5	15.074	1:37.070
3	16.564	1:35.561
2	17.040	1:36.221
18	18.410	1:36.568
4	22.039	1:38.154
111	23.530	1:37.690
17	26.193	1:38.114
7	27.327	1:38.296
171	44.959	1:42.411
165	49.285	1:43.216

#### LAP 6 @ 11:25:46.680

NO	BEHIND	LAP TIME
91		1:33.962
45	1.296	1:34.375
95	1.536	1:34.150
84	1.861	1:34.117
93	12.572	1:35.415
3	18.890	1:36.288
5	18.913	1:37.801
2	19.576	1:36.498
18	21.241	1:36.793
4	27.042	1:38.965
111	27.650	1:38.082
17	31.348	1:39.117
7	31.597	1:38.232
171	53.064	1:42.067
165	58.997	1:43.674

#### LAP 7 @ 11:27:20.851

NO	BEHIND	LAP TIME
91		1:34.171
45	0.197	1:33.072
95	0.581	1:33.216
84	0.967	1:33.277

93	14.255	1:35.854
3	20.815	1:36.096
2	21.327	1:35.922
5	22.906	1:38.164
18	23.277	1:36.207
4	30.613	1:37.742
111	32.002	1:38.523
7	37.390	1:39.964
17	39.444	1:42.267
171	1:00.774	1:41.881
165	1:07.951	1:43.125

#### LAP 8 @ 11:28:55.008

NO	BEHIND	LAP TIME
45		1:33.960
91	0.229	1:34.386
84	1.383	1:34.573
93	16.331	1:36.233
3	22.176	1:35.518
2	22.899	1:35.729
5	25.881	1:37.132
18	26.351	1:37.231
4	33.780	1:37.324
111	36.194	1:38.349
7	43.379	1:40.146
17	44.292	1:39.005
171	1:08.621	1:42.004
165	1:17.875	1:44.081

# MCRCB BULLETIN TK272

## 2024 Bennetts British Superbike Championship - Round 11

### 2024 OPAL British Sidecar Championship

#### RACE 2 - POSITION CHART

No	Name	Lap								
		Pos	1	2	3	4	5	6	7	8
77	REEVES / WILKES	1	95	95	77	77	91	91	91	45
91	WILLIAMS / KOLSCH	2	77	77	91	91	77	45	45	91
95	BLACKSTOCK / ROSN	3	91	91	95	95	45	95	95	84
5	BIGGS / SEGERS	4	84	84	45	45	95	84	84	93
4	PEACH / EDWARDS	5	45	45	84	84	84	93	93	3
84	LAIDLAW / LAIDLAW	6	5	93	93	93	93	3	3	2
45	PAYNE / ROUSSEAU	7	93	5	5	5	5	5	2	5
2	J.HOLDEN / SHARPE	8	34	4	18	2	3	2	5	18
93	G.HOLDEN / LAWREN	9	4	18	2	3	2	18	18	4
34	S.CHRISTIE / T.CHRIS	10	18	2	3	18	18	4	4	111
18	P.BELL / HYDE	11	17	3	4	4	4	111	111	7
111	CABLE / RICHARDSON	12	2	17	111	111	111	17	7	17
17	CLARKE / ENSOR	13	111	111	17	17	17	7	17	171
171	POTTINGER / DODDS	14	3	7	7	7	7	171	171	165
26	ATKINSON / MIDDLET	15	7	65	65	65	171	165	165	
165	STAFFORD / HOPE	16	65	171	171	171	165			
65	FAIRES / FOX	17	165	165	165	165				
3	R.CROWE / C.CROWE	18	171							
7	GRAY / MULDOON	19								

# MCRCB BULLETIN TK274

## 2024 Bennetts British Superbike Championship - Round 11

### 2024 OPAL British Sidecar Championship

#### RACE 2 - BEST SECTORS

SECTOR 1		SECTOR 2		SECTOR 3		SECTOR 4		IDEAL / BEST COMPARISON					
POS	NO NAME	TIME	NO NAME	TIME	NO NAME	TIME	NO NAME	TIME	POS	NO NAME	IDEAL	BEST	DIFF
											<b>PERFECT LAP</b>	<b>1:32.162</b>	
1	45 PAYNE /	29.011	45 PAYNE /	16.513	95 BLACKST	24.276	84 LAIDLLOW	22.362	1	45 PAYNE / ROUSSEAU	1:32.362	1:32.884	0.522
2	84 LAIDLLOW	29.325	95 BLACKST	16.867	91 WILLIAM	24.301	95 BLACKST	22.375	2	84 LAIDLLOW / LAIDLLOW	1:32.921	1:33.158	0.237
3	91 WILLIAM	29.406	77 REEVES	16.900	84 LAIDLLOW	24.326	45 PAYNE /	22.480	3	95 BLACKSTOCK / ROSNEY	1:33.099	1:33.216	0.117
4	77 REEVES	29.512	84 LAIDLLOW	16.908	45 PAYNE /	24.358	91 WILLIAM	22.571	4	91 WILLIAMS / KOLSCH	1:33.240	1:33.521	0.281
5	95 BLACKST	29.581	91 WILLIAM	16.962	77 REEVES	24.366	77 REEVES	22.620	5	77 REEVES / WILKES	1:33.398	1:33.614	0.216
6	3 R.CROWE	30.057	34 S.CHRIS	17.053	3 R.CROWE	24.786	93 G.HOLDE	22.795	6	3 R.CROWE / C.CROWE	1:35.171	1:35.518	0.347
7	93 G.HOLDE	30.151	93 G.HOLDE	17.123	18 P.BELL	24.934	2 J.HOLDE	22.823	7	93 G.HOLDEN / LAWRENCE	1:35.307	1:35.415	0.108
8	2 J.HOLDE	30.305	2 J.HOLDE	17.192	2 J.HOLDE	25.094	3 R.CROWE	22.967	8	2 J.HOLDEN / SHARPE	1:35.414	1:35.729	0.315
9	18 P.BELL	30.391	5 BIGGS /	17.248	93 G.HOLDE	25.238	34 S.CHRIS	22.994	9	18 P.BELL / HYDE	1:36.012	1:36.207	0.195
10	5 BIGGS /	30.425	3 R.CROWE	17.361	5 BIGGS /	25.315	5 BIGGS /	23.192	10	5 BIGGS / SEGERS	1:36.180	1:36.343	0.163
11	4 PEACH /	30.462	111 CABLE /	17.431	4 PEACH /	25.655	18 P.BELL	23.200	11	34 S.CHRISTIE / T.CHRISTIE	1:36.674		
12	111 CABLE /	30.521	7 GRAY /	17.431	7 GRAY /	25.675	4 PEACH /	23.288	12	4 PEACH / EDWARDS	1:36.888	1:37.324	0.436
13	34 S.CHRIS	30.816	4 PEACH /	17.483	17 CLARKE	25.786	111 CABLE /	23.330	13	111 CABLE / RICHARDSON	1:37.084	1:37.600	0.516
14	17 CLARKE	30.956	18 P.BELL	17.487	111 CABLE /	25.802	7 GRAY /	23.337	14	7 GRAY / MULDOON	1:37.417	1:37.939	0.522
15	7 GRAY /	30.974	17 CLARKE	17.708	34 S.CHRIS	25.811	17 CLARKE	23.481	15	17 CLARKE / ENSOR	1:37.931	1:38.114	0.183
16	171 POTTING	31.519	165 STAFFOR	18.234	171 POTTING	26.855	171 POTTING	24.369	16	171 POTTINGER / DODDS	1:40.988	1:41.135	0.147
17	65 FAIRES	31.545	171 POTTING	18.245	65 FAIRES	26.886	65 FAIRES	24.515	17	65 FAIRES / FOX	1:41.482	1:41.828	0.346
18	165 STAFFOR	32.277	65 FAIRES	18.536	165 STAFFOR	27.272	165 STAFFOR	24.697	18	165 STAFFORD / HOPE	1:42.480	1:42.508	0.028

# MCRCB BULLETIN TK273

## 2024 Bennetts British Superbike Championship - Round 11

## 2024 OPAL British Sidecar Championship

### RACE 2 - SECTOR ANALYSIS



SECTOR 1 = FL to I1, SECTOR 2 = I1 to I2 SECTOR 3 = I2 to I3, SECTOR 4 = I3 to FL, DIFF = Difference To Personal Best Lap, P = Crossed Finish Line in Pit Lane, D = Time Disallowed

P1 45 WC		PAYNE / ROUSSEAU						Adolf RS Yamaha - Steinhausen Racing				
IDEAL LAP TIME : 1:32.362		BEST LAP TIME : 1:32.884						DIFFERENCE : 0.522				
LAP	SECTOR 1	SECTOR 2		SECTOR 3		SECTOR 4		LAP TIME	MPH	DIFF	TIME OF DAY	
1 -		104.8	16.956	129.8	25.843	92.4	23.011	126.6	1:42.034	85.85	9.150	11:18:00.176
2 -	29.590	109.8	16.768	132.3	24.890	93.5	22.570	127.5	1:33.818	93.37	0.934	11:19:33.994
3 -	29.354	108.9	16.720	139.2	24.647	97.6	22.685	126.8	1:33.406	93.78	0.522	11:21:07.400
4 -	29.196	110.1	<b>16.513</b>	<b>140.6</b>	24.417	91.5	22.758	<b>128.0</b>	<b>1:32.884 (1)</b>	<b>94.30</b>		<b>11:22:40.284</b>
5 -	29.489	<b>111.2</b>	16.990	139.5	<b>24.358</b>	<b>99.8</b>	<b>22.480</b>	127.3	1:33.317 (3)	93.87	0.433	11:24:13.601
6 -	<b>29.011</b>	109.4	17.510	129.0	25.206	97.6	22.648	126.3	1:34.375	92.81	1.491	11:25:47.976
7 -	29.358	109.2	16.592	138.6	24.549	94.9	22.573	126.3	1:33.072 (2)	94.11	0.188	11:27:21.048
8 -	29.629	109.4	17.094	136.6	24.643	94.6	22.594	124.9	1:33.960	93.22	1.076	11:28:55.008

P2 91 GP		WILLIAMS / KOLSCH						LCR Yamaha - NaTimber - AQ Logistics				
IDEAL LAP TIME : 1:33.240		BEST LAP TIME : 1:33.521						DIFFERENCE : 0.281				
LAP	SECTOR 1	SECTOR 2		SECTOR 3		SECTOR 4		LAP TIME	MPH	DIFF	TIME OF DAY	
1 -		105.5	17.062	136.6	24.691	89.3	22.802		1:39.626	87.92	6.105	11:17:57.768
2 -	29.904	107.0	16.999	136.6	24.334	95.1	22.615		1:33.852 (3)	93.33	0.331	11:19:31.620
3 -	29.675	107.3	17.172	<b>136.9</b>	24.461	96.8	<b>22.571</b>		1:33.879	93.30	0.358	11:21:05.499
4 -	29.627	107.3	<b>16.962</b>	<b>136.9</b>	24.363	87.9	<b>22.746</b>	<b>126.3</b>	1:33.698 (2)	93.49	0.177	11:22:39.197
5 -	<b>29.406</b>	<b>107.5</b>	17.172	136.3	24.322	<b>97.5</b>	22.621	124.5	<b>1:33.521 (1)</b>	<b>93.66</b>		<b>11:24:12.718</b>
6 -	29.576	105.3	17.180	133.6	24.544	96.6	22.662	124.7	1:33.962	93.22	0.441	11:25:46.680
7 -	29.770	105.6	17.223	133.9	<b>24.301</b>	93.9	22.877	122.9	1:34.171	93.02	0.650	11:27:20.851
8 -	29.639	106.3	17.617	136.1	24.458	89.3	22.672	121.5	1:34.386	92.80	0.865	11:28:55.237

P3 84 CUP		LAIDLAW / LAIDLAW						LCR Yamaha - Express Tyre Service / Pendragon Services Inc.				
IDEAL LAP TIME : 1:32.921		BEST LAP TIME : 1:33.158						DIFFERENCE : 0.237				
LAP	SECTOR 1	SECTOR 2		SECTOR 3		SECTOR 4		LAP TIME	MPH	DIFF	TIME OF DAY	
1 -		107.0	17.246	136.3	25.384	95.5	23.160	124.5	1:41.663	86.16	8.505	11:17:59.805
2 -	29.501	105.8	17.035	133.4	24.582	88.4	22.678	124.9	1:33.796	93.39	0.638	11:19:33.601
3 -	29.471	105.6	16.989	133.9	25.081	94.9	22.511	<b>127.5</b>	1:34.052	93.13	0.894	11:21:07.653
4 -	29.681	106.1	17.006	135.0	24.472	90.9	22.454	125.6	1:33.613 (3)	93.57	0.455	11:22:41.266
5 -	<b>29.325</b>	107.2	16.945	135.5	24.526	<b>97.5</b>	<b>22.362</b>	126.8	<b>1:33.158 (1)</b>	<b>94.03</b>		<b>11:24:14.424</b>
6 -	29.545	<b>107.5</b>	16.969	<b>137.7</b>	25.086	95.4	22.517	125.6	1:34.117	93.07	0.959	11:25:48.541
7 -	29.515	107.3	<b>16.908</b>	136.3	<b>24.326</b>	96.4	22.528	125.6	1:33.277 (2)	93.91	0.119	11:27:21.818
8 -	29.835	104.8	17.077	135.0	24.891	85.7	22.770	122.0	1:34.573	92.62	1.415	11:28:56.391

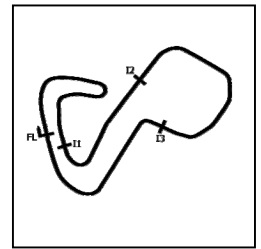
  

P4 93 GP		G.HOLDEN / LAWRENCE						LCR Kawasaki - Holden Racing				
IDEAL LAP TIME : 1:35.307		BEST LAP TIME : 1:35.415						DIFFERENCE : 0.108				
LAP	SECTOR 1	SECTOR 2		SECTOR 3		SECTOR 4		LAP TIME	MPH	DIFF	TIME OF DAY	
1 -		97.6	17.179	<b>137.5</b>	25.753	86.2	23.175	126.3	1:42.476	85.48	7.061	11:18:00.618
2 -	30.415	<b>108.2</b>	<b>17.123</b>	137.2	25.408	87.3	22.852	126.3	1:35.798	91.44	0.383	11:19:36.416
3 -	30.185	105.5	17.312	137.2	25.287	86.0	<b>22.795</b>	<b>127.0</b>	1:35.579 (2)	91.65	0.164	11:21:11.995
4 -	30.235	102.6	17.333	135.8	25.406	84.5	23.094	125.6	1:36.068	91.18	0.653	11:22:48.063
5 -	30.510	104.0	17.168	135.5	25.250	86.9	22.846	126.3	1:35.774 (3)	91.46	0.359	11:24:23.837
6 -	<b>30.151</b>	107.0	17.132	136.3	<b>25.238</b>	87.1	22.894	126.6	<b>1:35.415 (1)</b>	<b>91.80</b>		<b>11:25:59.252</b>
7 -	30.373	104.5	17.190	134.7	25.256	85.9	23.035	125.4	1:35.854	91.38	0.439	11:27:35.106
8 -	30.686	104.6	17.257	135.0	25.391	<b>89.2</b>	22.899	124.0	1:36.233	91.02	0.818	11:29:11.339

P5 3 GP		R.CROWE / C.CROWE						LCR Honda - Kel Properties				
IDEAL LAP TIME : 1:35.171		BEST LAP TIME : 1:35.518						DIFFERENCE : 0.347				
LAP	SECTOR 1	SECTOR 2		SECTOR 3		SECTOR 4		LAP TIME	MPH	DIFF	TIME OF DAY	
1 -		104.0	17.522	<b>138.0</b>	27.288	81.7	23.673	<b>128.0</b>	1:46.627	82.15	11.109	11:18:04.769
2 -	30.238	104.5	17.634	137.5	25.265	85.8	23.121	126.6	1:36.258	91.00	0.740	11:19:41.027
3 -	30.551	104.8	17.386	136.9	25.537	89.4	22.971	127.5	1:36.445	90.82	0.927	11:21:17.472
4 -	30.349	104.3	17.428	136.3	25.466	88.8	23.006	125.6	1:36.249	91.01	0.731	11:22:53.721
5 -	30.132	106.5	<b>17.361</b>	136.9	25.101	<b>91.1</b>	<b>22.967</b>	125.2	1:35.561 (2)	91.66	0.043	11:24:29.282
6 -	<b>30.057</b>	<b>107.2</b>	17.407	137.7	25.554	88.7	23.270	124.2	1:36.288	90.97	0.770	11:26:05.570
7 -	30.344	105.8	17.516	135.5	25.101	89.2	23.135	123.5	1:36.096 (3)	91.15	0.578	11:27:41.666
8 -	30.188	106.8	17.533	135.0	<b>24.786</b>	89.9	23.011	123.8	<b>1:35.518 (1)</b>	<b>91.70</b>		<b>11:29:17.184</b>





SECTOR 1 = FL to I1, SECTOR 2 = I1 to I2 SECTOR 3 = I2 to I3, SECTOR 4 = I3 to FL, DIFF = Difference To Personal Best Lap, P = Crossed Finish Line in Pit Lane, D = Time Disallowed

P6		2 GP		J.HOLDEN / SHARPE				LCR Yamaha - John Holden Racing				
IDEAL LAP TIME : 1:35.414		BEST LAP TIME : 1:35.729				DIFFERENCE : 0.315						
LAP	SECTOR 1	SECTOR 2		SECTOR 3		SECTOR 4		LAP TIME	MPH	DIFF	TIME OF DAY	
1 -		102.2	17.615	132.8	26.946	87.7	23.314	127.3	1:45.872	82.73	10.143	11:18:04.014
2 -	30.941	104.8	17.628	<b>137.7</b>	25.116	91.9	23.049	<b>127.5</b>	1:36.734	90.55	1.005	11:19:40.748
3 -	30.577	107.0	17.552	135.0	25.336	95.1	23.124	127.3	1:36.589	90.69	0.860	11:21:17.337
4 -	30.331	<b>107.2</b>	17.497	135.8	25.303	89.2	23.069	126.3	1:36.200 (3)	91.05	0.471	11:22:53.537
5 -	30.723	105.8	<b>17.192</b>	137.5	25.329	92.5	22.977	127.0	1:36.221	91.03	0.492	11:24:29.758
6 -	30.568	105.3	17.219	<b>137.7</b>	25.502	91.0	23.209	126.3	1:36.498	90.77	0.769	11:26:06.256
7 -	30.637	106.8	17.368	133.1	<b>25.094</b>	<b>95.3</b>	<b>22.823</b>	125.4	1:35.922 (2)	91.32	0.193	11:27:42.178
8 -	<b>30.305</b>	105.1	17.318	137.2	25.095	94.2	23.011	120.9	<b>1:35.729 (1)</b>	<b>91.50</b>		<b>11:29:17.907</b>

P7		5 GP		BIGGS / SEGERS				LCR Yamaha - Express Tyre Service/Santander Salt				
IDEAL LAP TIME : 1:36.180		BEST LAP TIME : 1:36.343				DIFFERENCE : 0.163						
LAP	SECTOR 1	SECTOR 2		SECTOR 3		SECTOR 4		LAP TIME	MPH	DIFF	TIME OF DAY	
1 -		106.0	17.404	135.2	25.490	95.0	24.007	<b>124.2</b>	1:42.450	85.50	6.107	11:18:00.592
2 -	30.867	<b>107.2</b>	17.373	<b>135.8</b>	25.421	<b>95.7</b>	<b>23.192</b>	122.9	1:36.853 (2)	90.44	0.510	11:19:37.445
3 -	<b>30.425</b>	106.0	<b>17.248</b>	134.4	<b>25.315</b>	90.4	23.355	122.6	<b>1:36.343 (1)</b>	<b>90.92</b>		<b>11:21:13.788</b>
4 -	30.775	104.5	17.419	133.6	25.404	93.9	23.336	122.9	1:36.934 (3)	90.36	0.591	11:22:50.722
5 -	30.475	106.1	17.701	132.6	25.496	93.4	23.398	122.4	1:37.070	90.24	0.727	11:24:27.792
6 -	30.980	105.3	17.681	131.8	25.580	92.3	23.560	121.7	1:37.801	89.56	1.458	11:26:05.593
7 -	31.556	106.8	17.290	135.5	25.923	90.8	23.395	122.6	1:38.164	89.23	1.821	11:27:43.757
8 -	30.643	105.6	17.639	132.8	25.357	90.0	23.493	122.0	1:37.132	90.18	0.789	11:29:20.889

P8		18 CUP		P.BELL / HYDE				LCR Yamaha - Marin Motorsports / HFF Civil Engineering				
IDEAL LAP TIME : 1:36.012		BEST LAP TIME : 1:36.207				DIFFERENCE : 0.195						
LAP	SECTOR 1	SECTOR 2		SECTOR 3		SECTOR 4		LAP TIME	MPH	DIFF	TIME OF DAY	
1 -		104.5	17.681	<b>136.3</b>	25.844	87.8	23.465	<b>125.4</b>	1:44.273	84.00	8.066	11:18:02.415
2 -	30.763	104.8	17.546	135.2	25.708	84.5	23.830	124.5	1:37.847	89.52	1.640	11:19:40.262
3 -	30.671	103.8	17.651	133.1	25.252	<b>95.7</b>	<b>23.200</b>	124.0	1:36.774 (3)	90.51	0.567	11:21:17.036
4 -	30.534	103.7	17.657	130.8	25.770	89.4	23.563	123.8	1:37.524	89.82	1.317	11:22:54.560
5 -	30.476	103.8	17.612	135.0	25.133	94.6	23.347	124.2	1:36.568 (2)	90.71	0.361	11:24:31.128
6 -	30.729	104.5	17.553	133.1	25.176	92.0	23.335	123.5	1:36.793	90.50	0.586	11:26:07.921
7 -	<b>30.391</b>	104.8	<b>17.487</b>	134.4	<b>24.934</b>	90.6	23.395	124.7	<b>1:36.207 (1)</b>	<b>91.05</b>		<b>11:27:44.128</b>
8 -	30.699	<b>105.0</b>	17.508	135.2	25.217	87.4	23.807	120.6	1:37.231	90.09	1.024	11:29:21.359

P9		4 CUP		PEACH / EDWARDS				LCR Yamaha - Life Safety Motorsport				
IDEAL LAP TIME : 1:36.888		BEST LAP TIME : 1:37.324				DIFFERENCE : 0.436						
LAP	SECTOR 1	SECTOR 2		SECTOR 3		SECTOR 4		LAP TIME	MPH	DIFF	TIME OF DAY	
1 -		103.2	17.826	<b>134.2</b>	26.050	<b>89.8</b>	<b>23.288</b>	<b>122.6</b>	1:43.837	84.36	6.513	11:18:01.979
2 -	30.775	<b>104.5</b>	<b>17.483</b>	131.0	26.066	85.0	23.675	119.4	1:37.999	89.38	0.675	11:19:39.978
3 -	31.163	103.7	17.820	127.0	26.373	86.9	23.403	121.5	1:38.759	88.69	1.435	11:21:18.737
4 -	30.645	103.0	17.668	130.3	25.945	85.0	23.608	120.9	1:37.866 (3)	89.50	0.542	11:22:56.603
5 -	30.652	103.4	17.813	129.5	26.030	82.8	23.659	120.0	1:38.154	89.24	0.830	11:24:34.757
6 -	30.881	104.2	17.769	129.0	26.163	79.7	24.152	120.6	1:38.965	88.51	1.641	11:26:13.722
7 -	30.597	102.9	17.739	129.0	25.984	84.2	23.422	120.4	1:37.742 (2)	89.62	0.418	11:27:51.464
8 -	<b>30.462</b>	104.3	17.792	128.5	<b>25.655</b>	85.5	23.415	122.0	<b>1:37.324 (1)</b>	<b>90.00</b>		<b>11:29:28.788</b>

P10		111 GP		CABLE / RICHARDSON				LCR Yamaha - L&W Racing				
IDEAL LAP TIME : 1:37.084		BEST LAP TIME : 1:37.600				DIFFERENCE : 0.516						
LAP	SECTOR 1	SECTOR 2		SECTOR 3		SECTOR 4		LAP TIME	MPH	DIFF	TIME OF DAY	
1 -		103.5	17.471	135.2	27.475	84.3	23.768	126.1	1:46.536	82.22	8.936	11:18:04.678
2 -	30.909	104.6	<b>17.431</b>	131.8	26.147	87.4	23.702	<b>126.6</b>	1:38.189	89.21	0.589	11:19:42.867
3 -	30.974	<b>105.5</b>	17.664	<b>136.6</b>	<b>25.802</b>	88.6	23.651	125.9	1:38.091	89.30	0.491	11:21:20.958
4 -	30.678	103.0	17.545	133.9	25.993	<b>92.5</b>	23.384	124.9	<b>1:37.600 (1)</b>	<b>89.75</b>		<b>11:22:58.558</b>
5 -	30.881	103.5	17.547	135.2	25.932	90.4	<b>23.330</b>	125.2	1:37.690 (2)	89.66	0.090	11:24:36.248
6 -	<b>30.521</b>	105.3	17.442	132.6	26.196	90.4	23.923	123.5	1:38.082 (3)	89.31	0.482	11:26:14.330
7 -	31.002	103.5	17.703	131.8	26.036	89.3	23.782	121.1	1:38.523	88.91	0.923	11:27:52.853
8 -	30.951	102.4	17.839	131.3	25.875	90.1	23.684	120.6	1:38.349	89.06	0.749	11:29:31.202

# MCRCB BULLETIN TK273

## 2024 Bennetts British Superbike Championship - Round 11

## 2024 OPAL British Sidecar Championship

### RACE 2 - SECTOR ANALYSIS



SECTOR 1 = FL to I1, SECTOR 2 = I1 to I2 SECTOR 3 = I2 to I3, SECTOR 4 = I3 to FL, DIFF = Difference To Personal Best Lap, P = Crossed Finish Line in Pit Lane, D = Time Disallowed

P11 7 CUP GRAY / MULDOON		BGR Yamaha - Brian Gray Powerbiking										
IDEAL LAP TIME : 1:37.417		BEST LAP TIME : 1:37.939				DIFFERENCE : 0.522						
LAP	SECTOR 1	SECTOR 2	SECTOR 3	SECTOR 4	LAP TIME	MPH	DIFF	TIME OF DAY				
1 -		102.6	17.996	<b>135.2</b>	26.986	85.4	23.975	<b>122.9</b>	1:48.760	80.54	10.821	11:18:06.902
2 -	31.305	102.2	17.657	134.4	26.046	<b>88.4</b>	23.572		1:38.580	88.86	0.641	11:19:45.482
3 -	31.258	104.0	17.487	134.7	26.052	87.2	23.531		1:38.328	89.08	0.389	11:21:23.810
4 -	<b>30.974</b>	104.0	17.447	134.2	26.175	86.3	23.343		<b>1:37.939 (1)</b>	<b>89.44</b>		<b>11:23:01.749</b>
5 -	31.440	100.9	17.715	133.6	<b>25.675</b>	86.5	23.466		1:38.296 (3)	89.11	0.357	11:24:40.045
6 -	31.287	<b>104.5</b>	<b>17.431</b>	133.9	26.177	86.5	<b>23.337</b>		1:38.232 (2)	89.17	0.293	11:26:18.277
7 -	32.198	101.8	17.571	132.8	26.183	84.6	24.012		1:39.964	87.62	2.025	11:27:58.241
8 -	31.785	101.0	17.721	131.5	26.707	83.6	23.933		1:40.146	87.47	2.207	11:29:38.387

P12 17 CUP CLARKE / ENSOR		LCR Honda - Centurion Packaging / Finline Sealants / CYB Fit										
IDEAL LAP TIME : 1:37.931		BEST LAP TIME : 1:38.114				DIFFERENCE : 0.183						
LAP	SECTOR 1	SECTOR 2	SECTOR 3	SECTOR 4	LAP TIME	MPH	DIFF	TIME OF DAY				
1 -		104.0	17.758	<b>134.2</b>	26.411	86.8	23.871	121.7	1:45.586	82.96	7.472	11:18:03.728
2 -	31.132	<b>104.3</b>	17.990	132.1	25.961	83.8	23.769	122.0	1:38.852 (2)	88.61	0.738	11:19:42.580
3 -	31.241	103.7	18.096	131.3	26.140	85.9	23.815	<b>122.9</b>	1:39.292	88.22	1.178	11:21:21.872
4 -	31.252	102.1	17.951	130.0	26.241	85.2	<b>23.481</b>	121.3	1:38.925 (3)	88.55	0.811	11:23:00.797
5 -	31.008	103.2	<b>17.708</b>	133.1	<b>25.786</b>	86.4	23.612	121.3	<b>1:38.114 (1)</b>	<b>89.28</b>		<b>11:24:38.911</b>
6 -	31.085	102.7	18.013	125.6	26.415	85.9	23.604	121.1	1:39.117	88.37	1.003	11:26:18.028
7 -	33.453	96.6	18.404	129.0	26.572	86.3	23.838	121.5	1:42.267	85.65	4.153	11:28:00.295
8 -	<b>30.956</b>	103.7	17.951	132.8	26.170	<b>87.3</b>	23.928	116.7	1:39.005	88.47	0.891	11:29:39.300

P13 171 CUP POTTINGER / DODDS		LCR Yamaha - GB Precision / Opal Lazer										
IDEAL LAP TIME : 1:40.988		BEST LAP TIME : 1:41.135				DIFFERENCE : 0.147						
LAP	SECTOR 1	SECTOR 2	SECTOR 3	SECTOR 4	LAP TIME	MPH	DIFF	TIME OF DAY				
1 -		96.6	18.938	<b>129.5</b>	27.550	83.0	24.609	<b>120.0</b>	1:51.157	78.80	10.022	11:18:09.299
2 -	32.828	99.7	18.285	128.5	27.083	83.0	24.766	117.7	1:42.962	85.07	1.827	11:19:52.261
3 -	31.822	100.1	18.385	128.3	<b>26.855</b>	81.7	24.808	117.5	1:41.870 (2)	85.99	0.735	11:21:34.131
4 -	31.535	<b>100.9</b>	18.276	128.5	26.955	82.6	<b>24.369</b>	118.3	<b>1:41.135 (1)</b>	<b>86.61</b>		<b>11:23:15.266</b>
5 -	31.765	98.1	18.651	127.8	27.388	84.0	24.607	117.9	1:42.411	85.53	1.276	11:24:57.677
6 -	<b>31.519</b>	98.6	18.564	126.3	27.450	78.5	24.534	117.9	1:42.067	85.82	0.932	11:26:39.744
7 -	31.825	98.1	18.438	125.9	27.025	<b>85.5</b>	24.593	117.9	1:41.881 (3)	85.98	0.746	11:28:21.625
8 -	31.966	99.2	<b>18.245</b>	127.0	27.122	81.2	24.671	116.7	1:42.004	85.87	0.869	11:30:03.629

P14 165 WC STAFFORD / HOPE		Ryde Yamaha - AW Racing										
IDEAL LAP TIME : 1:42.480		BEST LAP TIME : 1:42.508				DIFFERENCE : 0.028						
LAP	SECTOR 1	SECTOR 2	SECTOR 3	SECTOR 4	LAP TIME	MPH	DIFF	TIME OF DAY				
1 -		97.6	18.733	<b>128.8</b>	27.525	<b>86.0</b>	24.715	116.9	1:50.671	79.15	8.163	11:18:08.813
2 -	33.209	98.5	18.572	125.9	27.487	85.3	24.770	<b>117.7</b>	1:44.038	84.19	1.530	11:19:52.851
3 -	<b>32.277</b>	<b>99.2</b>	<b>18.234</b>	128.0	<b>27.272</b>	83.9	24.725	115.9	<b>1:42.508 (1)</b>	<b>85.45</b>		<b>11:21:35.359</b>
4 -	32.379	<b>99.2</b>	18.335	126.1	27.793	84.4	24.921	115.1	1:43.428	84.69	0.920	11:23:18.787
5 -	32.499	97.3	18.333	125.2	27.536	85.5	24.848	113.9	1:43.216 (3)	84.86	0.708	11:25:02.003
6 -	32.811	98.5	18.427	124.7	27.476	81.6	24.960	114.7	1:43.674	84.49	1.166	11:26:45.677
7 -	32.498	98.6	18.416	124.5	27.514	80.8	<b>24.697</b>	115.9	1:43.125 (2)	84.94	0.617	11:28:28.802
8 -	32.817	97.6	18.605	123.5	27.814	82.5	24.845	115.1	1:44.081	84.16	1.573	11:30:12.883

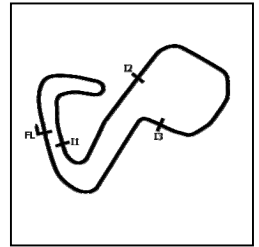
P15 95 GP BLACKSTOCK / ROSNEY		LCR Yamaha - Dave Holden Racing										
IDEAL LAP TIME : 1:33.099		BEST LAP TIME : 1:33.216				DIFFERENCE : 0.117						
LAP	SECTOR 1	SECTOR 2	SECTOR 3	SECTOR 4	LAP TIME	MPH	DIFF	TIME OF DAY				
1 -		106.1	17.191	136.3	24.622	<b>96.0</b>	22.858	126.6	1:39.132	88.36	5.916	11:17:57.274
2 -	29.695	106.6	17.103	137.2	24.395	95.4	22.610	127.0	1:33.803 (2)	93.38	0.587	11:19:31.077
3 -	29.877	107.3	17.187	135.8	25.338	94.1	22.667	128.8	1:35.069	92.14	1.853	11:21:06.146
4 -	29.736	<b>107.7</b>	16.951	138.3	24.430	93.7	22.738	128.3	1:33.855 (3)	93.33	0.639	11:22:40.001
5 -	29.620	106.3	17.276	137.7	24.794	<b>96.0</b>	<b>22.375</b>	<b>129.8</b>	1:34.065	93.12	0.849	11:24:14.066
6 -	29.636	106.8	17.047	138.3	24.850	90.5	22.617	128.3	1:34.150	93.04	0.934	11:25:48.216
7 -	<b>29.581</b>	107.3	<b>16.867</b>	<b>138.6</b>	<b>24.276</b>	94.5	22.492	128.8	<b>1:33.216 (1)</b>	<b>93.97</b>		<b>11:27:21.432</b>

# MCRCB BULLETIN TK273

## 2024 Bennetts British Superbike Championship - Round 11

## 2024 OPAL British Sidecar Championship

### RACE 2 - SECTOR ANALYSIS



SECTOR 1 = FL to I1, SECTOR 2 = I1 to I2 SECTOR 3 = I2 to I3, SECTOR 4 = I3 to FL, DIFF = Difference To Personal Best Lap, P = Crossed Finish Line in Pit Lane, D = Time Disallowed

P16		77 GP		REEVES / WILKES				Adolf RS Yamaha - Carl Cox Motorsport / H&S Contractors				
IDEAL LAP TIME : 1:33.398		BEST LAP TIME : 1:33.614				DIFFERENCE : 0.216						
LAP	SECTOR 1	SECTOR 2		SECTOR 3		SECTOR 4		LAP TIME	MPH	DIFF	TIME OF DAY	
1 -		106.5	17.003	137.7	24.832	97.3	22.884	125.2	1:39.538	88.00	5.924	11:17:57.680
2 -	29.597	106.6	16.930	<b>138.9</b>	24.615	96.6	22.718	<b>125.4</b>	1:33.860 (2)	93.32	0.246	11:19:31.540
3 -	29.576	<b>108.5</b>	17.025	134.7	24.454	96.5	22.836	124.7	1:33.891 (3)	93.29	0.277	11:21:05.431
4 -	29.513	106.5	16.950	134.7	<b>24.366</b>	<b>98.2</b>	22.785	123.5	<b>1:33.614 (1)</b>	<b>93.57</b>		<b>11:22:39.045</b>
5 -	<b>29.512</b>	106.3	<b>16.900</b>	135.2	24.890	97.1	<b>22.620</b>	124.5	1:33.922	93.26	0.308	11:24:12.967

P17		65 WC		FAIRES / FOX				Ryde Triumph - AW Racing				
IDEAL LAP TIME : 1:41.482		BEST LAP TIME : 1:41.828				DIFFERENCE : 0.346						
LAP	SECTOR 1	SECTOR 2		SECTOR 3		SECTOR 4		LAP TIME	MPH	DIFF	TIME OF DAY	
1 -		100.3	<b>18.536</b>	126.6	27.711	<b>87.8</b>	24.852	<b>118.9</b>	1:50.290	79.42	8.462	11:18:08.432
2 -	31.920	<b>101.6</b>	18.631	<b>126.8</b>	27.263	84.2	24.596	118.7	1:42.410 (3)	85.53	0.582	11:19:50.842
3 -	<b>31.545</b>	100.6	18.560	125.6	27.022	85.8	24.757	118.7	1:41.884 (2)	85.97	0.056	11:21:32.726
4 -	31.771	98.1	18.656	124.5	<b>26.886</b>	86.9	<b>24.515</b>	117.5	<b>1:41.828 (1)</b>	<b>86.02</b>		<b>11:23:14.554</b>

P18		34 GP		S.CHRISTIE / T.CHRISTIE				LCR Yamaha - Hannafin Contractors				
IDEAL LAP TIME : 1:36.674		BEST LAP TIME :				DIFFERENCE :						
LAP	SECTOR 1	SECTOR 2		SECTOR 3		SECTOR 4		LAP TIME	MPH	DIFF	TIME OF DAY	
1 -		107.5	<b>17.053</b>	<b>137.5</b>	<b>25.811</b>	<b>93.3</b>	<b>22.994</b>	<b>128.8</b>	1:42.588	85.38		11:18:00.730

**MCRCB BULLETIN TK275****2024 Bennetts British Superbike Championship - Round 11****2024 OPAL British Sidecar Championship****RACE 2 - BEST SPEEDS**

POS	INTERMEDIATE 1			INTERMEDIATE 2			INTERMEDIATE 3			FINISH LINE		
	NO	NAME	MPH	NO	NAME	MPH	NO	NAME	MPH	NO	NAME	MPH
1	45	PAYNE / ROUSSEAU	111.2	45	PAYNE / ROUSSEAU	140.6	45	PAYNE / ROUSSEAU	99.8	95	BLACKSTOCK / ROSNEY	129.8
2	34	S.CHRISTIE / T.CHRISTIE	109.4	77	REEVES / WILKES	138.9	77	REEVES / WILKES	98.2	34	S.CHRISTIE / T.CHRISTIE	128.8
3	77	REEVES / WILKES	108.5	95	BLACKSTOCK / ROSNEY	138.6	91	WILLIAMS / KOLSCH	97.5	45	PAYNE / ROUSSEAU	128.0
4	93	G.HOLDEN / LAWRENCE	108.2	3	R.CROWE / C.CROWE	138.0	84	LAIDLLOW / LAIDLLOW	97.5	3	R.CROWE / C.CROWE	128.0
5	95	BLACKSTOCK / ROSNEY	107.7	84	LAIDLLOW / LAIDLLOW	137.7	95	BLACKSTOCK / ROSNEY	96.0	84	LAIDLLOW / LAIDLLOW	127.5
6	91	WILLIAMS / KOLSCH	107.5	2	J.HOLDEN / SHARPE	137.7	5	BIGGS / SEGERS	95.7	2	J.HOLDEN / SHARPE	127.5
7	84	LAIDLLOW / LAIDLLOW	107.5	93	G.HOLDEN / LAWRENCE	137.5	18	P.BELL / HYDE	95.7	93	G.HOLDEN / LAWRENCE	127.0
8	3	R.CROWE / C.CROWE	107.2	34	S.CHRISTIE / T.CHRISTIE	137.5	2	J.HOLDEN / SHARPE	95.3	111	CABLE / RICHARDSON	126.6
9	2	J.HOLDEN / SHARPE	107.2	91	WILLIAMS / KOLSCH	136.9	34	S.CHRISTIE / T.CHRISTIE	93.3	91	WILLIAMS / KOLSCH	126.3
10	5	BIGGS / SEGERS	107.2	111	CABLE / RICHARDSON	136.6	111	CABLE / RICHARDSON	92.5	18	P.BELL / HYDE	125.4
11	111	CABLE / RICHARDSON	105.5	18	P.BELL / HYDE	136.3	3	R.CROWE / C.CROWE	91.1	77	REEVES / WILKES	125.4
12	18	P.BELL / HYDE	105.0	5	BIGGS / SEGERS	135.8	4	PEACH / EDWARDS	89.8	5	BIGGS / SEGERS	124.2
13	4	PEACH / EDWARDS	104.5	7	GRAY / MULDOON	135.2	93	G.HOLDEN / LAWRENCE	89.2	7	GRAY / MULDOON	122.9
14	7	GRAY / MULDOON	104.5	4	PEACH / EDWARDS	134.2	7	GRAY / MULDOON	88.4	17	CLARKE / ENSOR	122.9
15	17	CLARKE / ENSOR	104.3	17	CLARKE / ENSOR	134.2	65	FAIRES / FOX	87.8	4	PEACH / EDWARDS	122.6
16	65	FAIRES / FOX	101.6	171	POTTINGER / DODDS	129.5	17	CLARKE / ENSOR	87.3	171	POTTINGER / DODDS	120.0
17	171	POTTINGER / DODDS	100.9	165	STAFFORD / HOPE	128.8	165	STAFFORD / HOPE	86.0	65	FAIRES / FOX	118.9
18	165	STAFFORD / HOPE	99.2	65	FAIRES / FOX	126.8	171	POTTINGER / DODDS	85.5	165	STAFFORD / HOPE	117.7
19												

# MCRCB BULLETIN TK276

## 2024 Bennetts British Superbike Championship - Round 11

### 2024 OPAL British Sidecar Championship

#### RACE 2 - STATISTICS

**Competitors Started** 18  
**Planned Start** 2024-10-13 @ 11:05:00.000  
**Actual Start** 2024-10-13 @ 11:16:18.141  
**Finish Time** 2024-10-13 @ 11:28:55.007  
**Track Length** 2.4332mi.  
**Total Laps** 129  
**Total Distance Covered** 313.8943mi.

#### Session Fastest Lap History

NO	CL	NAME	LAP TIME	TIME OF DAY	LAP	VEHICLE
95	GP	BLACKSTOCK / ROSNEY	1:33.803	11:19:31.077	2	LCR Yamaha
84	CUP	LAIDLAW / LAIDLAW	1:33.796	11:19:33.601	2	LCR Yamaha
45	WC	PAYNE / ROUSSEAU	1:33.406	11:21:07.400	3	Adolf RS Yamaha
45	WC	PAYNE / ROUSSEAU	1:32.884	11:22:40.284	4	Adolf RS Yamaha

#### Session Leader History

NO	CL	NAME	FROM LAP	LAPS LED	DISTANCE	VEHICLE
95	GP	BLACKSTOCK / ROSNEY	1	2	4.86 miles	LCR Yamaha
77	GP	REEVES / WILKES	3	2	4.86 miles	Adolf RS Yamaha
91	GP	WILLIAMS / KOLSCH	5	3	7.29 miles	LCR Yamaha
45	WC	PAYNE / ROUSSEAU	8	1	2.43 miles	Adolf RS Yamaha

#### Flag History

TYPE	TIME OF DAY
GREEN	11:16:18.141
FINISH	11:28:55.007

#### Flag Statistics

TYPE	COUNT	TOTAL LAPS	TOTAL TIME
Green	1	8	15:35.023
Red	0	0	0.000
Safety Car	0	0	0.000
FCY	0	0	0.000

# MCRCB BULLETIN TK276

## 2024 Bennetts British Superbike Championship - Round 11

### 2024 OPAL British Sidecar Championship

#### RACE 2 - STATISTICS

CLASS : CUP

6 Starters

##### Fastest Lap History

NO	NAME	LAP TIME	TIME OF DAY	LAP	VEHICLE
84	LAIDLLOW / LAIDLLOW	1:33.796	11:19:33.601	2	LCR Yamaha
84	LAIDLLOW / LAIDLLOW	1:33.613	11:22:41.266	4	LCR Yamaha
84	LAIDLLOW / LAIDLLOW	1:33.158	11:24:14.424	5	LCR Yamaha

##### Leader History

NO	NAME	FROM LAP	LAPS LED	DISTANCE	VEHICLE
84	LAIDLLOW / LAIDLLOW	1	8	19.46 miles	LCR Yamaha

# MCRCB BULLETIN TK276

## 2024 Bennetts British Superbike Championship - Round 11

### 2024 OPAL British Sidecar Championship

#### RACE 2 - STATISTICS

CLASS : GP

9 Starters

##### Fastest Lap History

NO	NAME	LAP TIME	TIME OF DAY	LAP	VEHICLE
95	BLACKSTOCK / ROSNEY	1:33.803	11:19:31.077	2	LCR Yamaha
77	REEVES / WILKES	1:33.614	11:22:39.045	4	Adolf RS Yamaha
91	WILLIAMS / KOLSCH	1:33.521	11:24:12.718	5	LCR Yamaha
95	BLACKSTOCK / ROSNEY	1:33.216	11:27:21.432	7	LCR Yamaha

##### Leader History

NO	NAME	FROM LAP	LAPS LED	DISTANCE	VEHICLE
95	BLACKSTOCK / ROSNEY	1	2	4.86 miles	LCR Yamaha
77	REEVES / WILKES	3	2	4.86 miles	Adolf RS Yamaha
91	WILLIAMS / KOLSCH	5	4	9.73 miles	LCR Yamaha

# MCRCB BULLETIN TK276

## 2024 Bennetts British Superbike Championship - Round 11

### 2024 OPAL British Sidecar Championship

#### RACE 2 - STATISTICS

**CLASS : WC**

3 Starters

##### Fastest Lap History

NO	NAME	LAP TIME	TIME OF DAY	LAP	VEHICLE
45	PAYNE / ROUSSEAU	<b>1:33.818</b>	11:19:33.994	2	Adolf RS Yamaha
45	PAYNE / ROUSSEAU	<b>1:33.406</b>	11:21:07.400	3	Adolf RS Yamaha
45	PAYNE / ROUSSEAU	<b>1:32.884</b>	11:22:40.284	4	Adolf RS Yamaha

##### Leader History

NO	NAME	FROM LAP	LAPS LED	DISTANCE	VEHICLE
45	PAYNE / ROUSSEAU	1	8	19.46 miles	Adolf RS Yamaha



# MCRCB BULLETIN TK277

## 2024 Bennetts British Superbike Championship - Round 11

### 2024 OPAL British Sidecar Championship

#### RACE 2 - SESSION NOTES

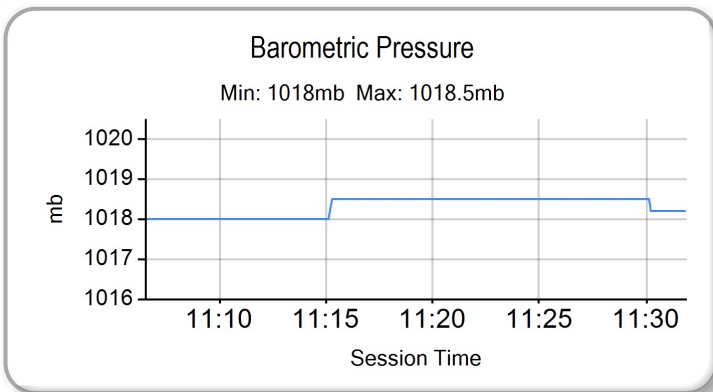
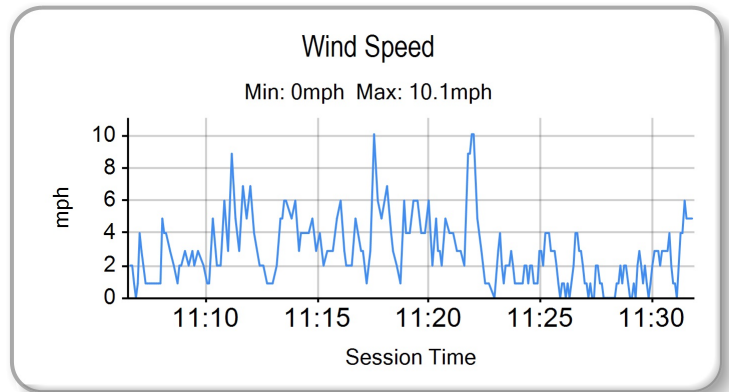
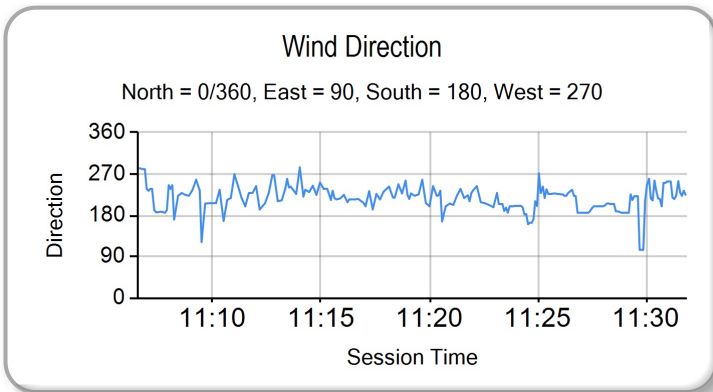
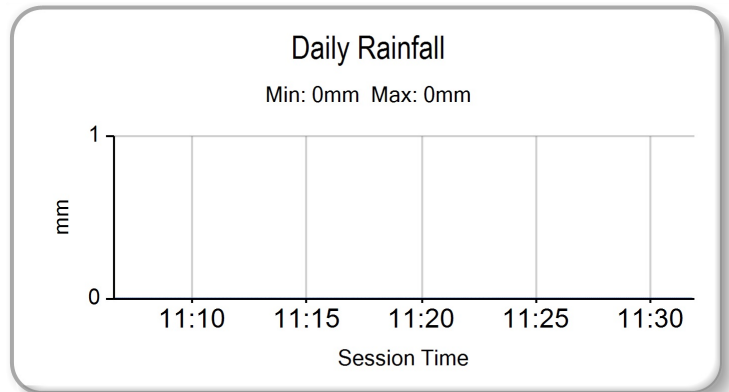
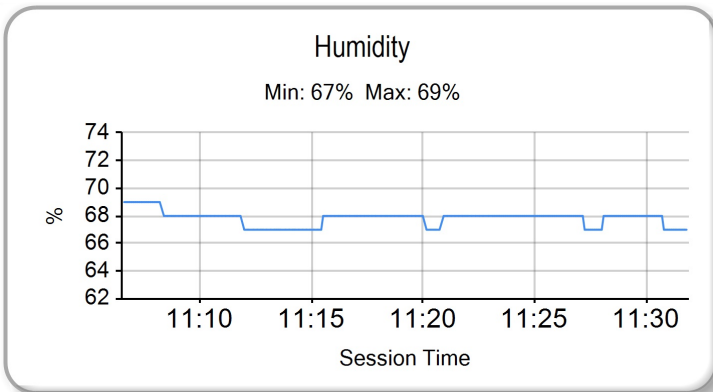
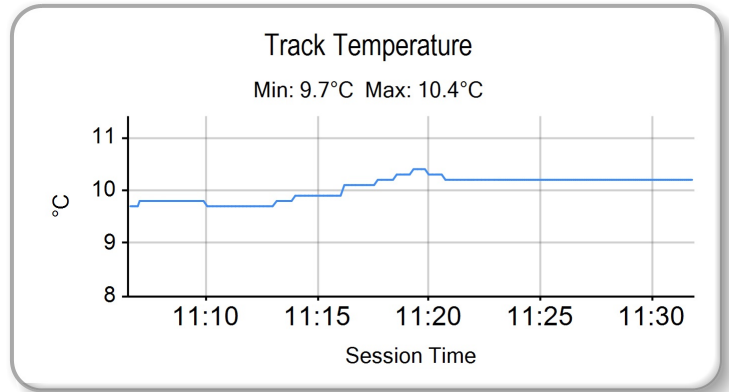
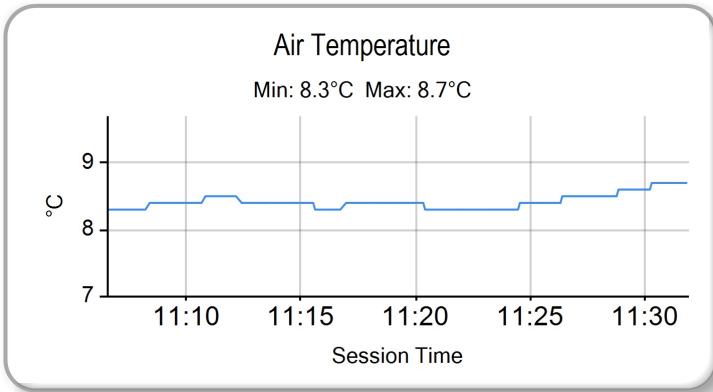
TIME	MESSAGE
11:07:13	UPDATE: NO. 76 - DRIVER AND PASSENGER TO MEDICAL CENTRE
11:07:16	NEW RACE - 8 LAPS - ORIGINAL GRID POSITIONS - QUICK START
11:07:21	PIT LANE OPEN TIME TBA
11:07:26	PIT LANE OPEN TIME 11:11
11:11:04	PITLANE OPEN
11:12:22	PITLANE CLOSED
11:13:18	RACE START
11:13:24	30 SECONDS TO WARM UP LAP
11:13:48	GREEN FLAG - WARM UP LAP
11:15:41	RACE START
11:16:46	NO JUMP STARTS
11:19:52	NO.34 ENTERED PITS
11:24:15	TWO THIRDS DISTANCE COMPLETED
11:25:08	NO.65 STOPPED TECHNICAL PROBLEM - WESTFIELD
11:26:25	NO.77 ENTERED PITS
11:28:23	NO.95 ENTERED PITS

# MCRCB BULLETIN TK278

## 2024 Bennetts British Superbike Championship - Round 11

## 2024 OPAL British Sidecar Championship

### RACE 2 - WEATHER CONDITIONS



2024 British Sidecar Championship  
OVERALL RIDERS CHAMPIONSHIP CLASSIFICATION



	TOTAL	GAP	DIFF															Wins	Seconds	Thirds	
				1	2	3	4	5	6	7	8	9	10	11	12	13	14				
				13th / 14th April Pembrey			17th - 19th May Donington Park GP		14th - 16th June Knockhill		5th - 7th July Snetterton 300		3rd / 4th August Cadwell Park		11th - 13th October Brands Hatch GP						
1	S. LAIDLAW / J. LAIDLAW (LCR Yamaha) - CUP	276.5			22	20	25	18	18	12.5	25	20	20	18	18	20	18	22	3	2	4
2	BLACKSTOCK / ROSNEY (LCR Yamaha) - GP	254	22.5		25	25		20	25	11	22	22	22	25	12	25	20		5	4	2
3	G. HOLDEN / LAWRENCE (LCR Kawasaki) - GP	188	88.5	66	20	18	12	16	16	8	16	18	18	12			14	20	0	0	2
4	KERSHAW / CHARLWOOD & SHARPE (LCR Yamaha) - GP	174	102.5	14				22	20	10	20	25	25	14	20	18			2	1	4
5	BIGGS / SEGERS (LCR Yamaha) - GP	151	125.5	23	18	12	20	8	14	5	14	16	14				16	14	0	0	1
6	P. KIRBY / T. KIRBY (Adolf RS Yamaha) - CUP	126	150.5	25	16	10	22	12	10			12	10	8	16	10			0	1	0
7	J. HOLDEN / GORDON & SHARPE (LCR Yamaha) - GP	119	157.5	7	12	14	8			7		14	16	10	14	8	16		0	0	0
8	S.CHRISTIE / T.CHRISTIE (LCR Yamaha) - GP	95	181.5	24				25	22					22	16	10			1	2	0
9	WILLIAMS / PITT & KOLSCH (LCR Yamaha) - GP	89	187.5	6	6	22	14										22	25	1	2	0
10	CLARKE / ENSOR (LCR Honda) - CUP	89	187.5	0	10	8	16	10	6		12	6	6		6	4	5		0	0	0
11	CABLE / RICHARDSON (LCR Yamaha) - GP	79	197.5	10				4	8			10	12	6	14	12	5	8	0	0	0
12	P.BELL / HYDE (LCR Yamaha) - CUP	71	205.5	8				14	12	9	18						6	12	0	0	0
13	PEACH / EDWARDS (LCR Yamaha) - CUP	71	205.5	0	4			3	3	6		5	5	5	10	8	12	10	0	0	0
14	ELLIS / CLEMENT (LCR Yamaha) - GP	67	209.5	4										20	25	22			1	1	1
15	REEVES / WILKES (Adolf RS Yamaha) - GP	63	213.5	4										16	22		25		1	1	0
16	ATKINSON / SMITH & MIDDLETON (Adolf RS Yamaha) - CUP	62	214.5	1	2	6	6	6	5	4	10	8	8		5	2			0	0	0
17	R. STEVENS / W. STEVENS (Ryde Yamaha) - CUP	48	228.5	14	14	16	18												0	0	0
18	R. CROWE / C. CROWE (LCR Honda) - F2 / GP	36	240.5	12	8		10										18		0	0	0
19	M.BELL / COLBROOK (Ryde Yamaha) - CUP	33	243.5	3				5	4		8			4	8	4			0	0	0
20	POTTINGER / DODDS (LCR Yamaha) - CUP	27	249.5	6								4	4	3	6	3	3	4	0	0	0
21	MOSS / HOPE (LCR Yamaha) - CUP	12	264.5	15	1			1		3	6	1							0	0	0
22	PEARSON / RESTALL (LCR Suzuki) - F2	10	266.5	2	4			2	2			2							0	0	0
23	A. FOUNDS / GIBBONS (LCR Yamaha) - F2	8	268.5	2	3	5													0	0	0
22	GRAY / MULDOON (BGR Yamaha) - CUP	6	270.5	2													6		0	0	0
23	NICOL / CONIL (LCR Yamaha) - CUP	5	271.5	1	5														0	0	0
24	C.HAUZWELL / K.HAUZWELL (Adolf RS Yamaha) - CUP	4	272.5	1				1				3							0	0	0

2024 British Sidecar Championship  
GP RIDERS CHAMPIONSHIP CLASSIFICATION



	TOTAL	GAP	DIFF	13th / 14th April Pembrey			17th - 19th May Dorington Park GP		14th - 16th June Knockhill		5th - 7th July Snetterton 300		3rd / 4th August Cadwell Park		11th - 13th October Brands Hatch GP		Wins	Seconds	Thirds		
				1	2	3	4	5	6	7	8	9	10	11	12	13				14	
1	<b>BLACKSTOCK / ROSNEY (LCR Yamaha)</b>	<b>262.5</b>															7	2	2		
2	G. HOLDEN / LAWRENCE (LCR Kawasaki)	220	42.5														0	2	6		
3	BIGGS / SEGERS (LCR Yamaha)	187	75.5	33													1	0	1		
4	KERSHAW / CHARLWOOD & SHARPE (LCR Yamaha)	181	81.5	6													2	3	3		
5	J. HOLDEN / GORDON & SHARPE (LCR Yamaha)	155	107.5	26	18	18	18			9		16	18	12	16	12	18	0	0	0	
6	CABLE / RICHARDSON (LCR Yamaha)	122	140.5	33				14	14			14	14	10	18	14	10	14	0	0	0
7	WILLIAMS / PITT & KOLSCH (LCR Yamaha)	107	155.5	15	16	22	22									22	25	1	3	0	
8	S.CHRISTIE / T.CHRISTIE (LCR Yamaha)	101	161.5	6				25	22				22	18	14			1	2	0	
9	ELLIS / CLEMENT (LCR Yamaha)	67	195.5	34									20	25	22			1	1	1	
10	REEVES / WILKES (Adolf RS Yamaha)	65	197.5	2									18	22	25			1	1	0	
11	R.CROWE / C.CROWE (LCR Honda)	20	242.5	45											20			0	0	1	

2024 British Sidecar Championship  
CUP RIDERS CHAMPIONSHIP CLASSIFICATION



	TOTAL	GAP	DIFF	13th / 14th April Pembrey			17th - 19th May Donington Park GP		14th - 16th June Knockhill		5th - 7th July Snetterton 300		3rd / 4th August Cadwell Park			11th - 13th October Brands Hatch GP		Wins	Seconds	Thirds
				1	2	3	4	5	6	7	8	9	10	11	12	13	14			
1	S. LAIDLLOW / J. LAIDLLOW (LCR Yamaha)	337.5		25	25	25	25	25	12.5	25	25	25	25	25	25	25	14	0	0	
2	P. KIRBY / T. KIRBY (Adolf RS Yamaha)	214	123.5	22	20	22	20	20		22	22	22	22	22		0	7	3		
3	CLARKE / ENSOR (LCR Honda)	198	139.5	16	18	18	18	18	20	18	18		18	18	16	0	0	1		
4	PEACH / EDWARDS (LCR Yamaha)	182	155.5	16	14		12	12	10	16	16	20	20	20	22	20	0	1	5	
5	ATKINSON / SMITH & MIDDLETON (Adolf RS Yamaha)	173	164.5	9	12	16	16	16	9	18	20	20		16	14	0	0	2		
6	P.BELL / HYDE (LCR Yamaha)	119	218.5	54			22	22	11	22				20	22	0	5	1		
7	POTTINGER / DODDS (LCR Yamaha)	102	235.5	17						14	14	16	16	12	16	14	0	0	0	
8	M.BELL / COLBROOK (LCR Yamaha)	94	243.5	8			14	14	16			18	18	14		0	0	0		
9	R. STEVENS / W. STEVENS (Ryde Yamaha)	62	275.5	32	20	22	20									0	1	2		
10	MOSS / HOPE (LCR Yamaha)	52	285.5	10	10			10	8	14	10					0	0	0		
11	C.HAUXWELL / K.HAUXWELL (Adolf RS Yamaha)	22	315.5	30				10			12					0	0	0		
12	GRAY / MULDOON (BGR Yamaha)	18	319.5	4										18		0	0	0		

2024 British Sidecar Championship  
 F2 RIDERS CHAMPIONSHIP CLASSIFICATION



	TOTAL	GAP	DIFF	13th / 14th April Pembrey			17th - 19th May Donington Park GP		14th - 16th June Knockhill		5th - 7th July Snetterton 300		3rd / 4th August Cadwell Park		11th - 13th October Brands Hatch GP		Wins	Seconds	Thirds	
				1	2	3	4	5	6	7	8	9	10	11	12	13				14
1	PEARSON / RESTALL (LCR Suzuki)	117					20	22	25	25		25						3	1	1
2	R. CROWE / C. CROWE (LCR Honda)	50	67				25	25										2	0	0
3	A. FOUNDS / GIBBONS (LCR Yamaha)	47	70	3			22	25										1	1	0